

# Fundamental Studies on the Thawing of Frozen Fish III : Numerical Analysis for Thawing Process

著者	MIKI Hidemasa, KIKUKAWA Hiroyuki, NISHIMOTO Jun-ichi
journal or publication title	鹿児島大学水産学部紀要=Memoirs of Faculty of Fisheries Kagoshima University
volume	27
number	1
page range	107-115
別言語のタイトル	凍結魚の解凍に関する基礎的研究 III : 解凍過程の数値解析
URL	<a href="http://hdl.handle.net/10232/13118">http://hdl.handle.net/10232/13118</a>

# Fundamental Studies on the Thawing of Frozen Fish—III

## Numerical Analysis for Thawing Process

Hidemasa MIKI\*<sup>1</sup>, Hiroyuki KIKUKAWA\*<sup>2</sup>  
and Jun-ichi NISHIMOTO\*<sup>1</sup>

### Abstract

Finite element analysis was used to simulate the temperature history of thawing a frozen fish. The program used in this study includes two-dimensional simplex elements and equations for the estimation of the physical properties with phase-change. As an example of the application, comparisons of the experimental results with the computed results are made in case of the air thawing of a skipjack. Similar results were obtained, but for more agreement inhomogeneity of foods materials and boundary conditions have to be more carefully treated.

In the design of equipment for thawing on an industrial scale, frozen fish should be thawed without causing thermal damage, discolouration and other chemical or physical changes that will affect quality. Therefore thawing times and temperature distributions in fish being processed must be predicted with fair accuracy. There are many formulas<sup>1)~9)</sup> available for estimating transient state heat conduction in a solid body which undergoes a phase-change. But those analytical solutions are limited to geometrically regular shapes and to very special boundary conditions. And also finite difference approximations are very difficult to apply when complicated boundaries are considered.

COMINI et al.<sup>10)</sup> suggested the finite element method as the most practical way to simulate the freezing processes. Accordingly, in this paper we describe applications of this method to the computation of the temperature distributions in frozen fish during thawing in a room temperature.

### Physical Aspects

When foods are cooled below the freezing point ( $T_f$ , °C), a ratio ( $\xi$ ) of ice to total water at a temperature ( $T$ , °C) is represented approximately by<sup>11)</sup>:

$$\xi = 1 - \frac{T}{T_f} . \quad (1)$$

The heat capacity ( $dq$ ) required for 1 kg of water to rise the temperature ( $dT$ )

\*<sup>1</sup> Laboratory of Food Preservation Science, Faculty of Fisheries, Kagoshima University, Japan.

\*<sup>2</sup> Laboratory of Engineering Oceanography, "

during thawing is given as<sup>1)</sup>:

$$dq = c_1(1-\xi)dT + c_2 \xi dT - \lambda_w d\xi, \quad (2)$$

where  $c_1$ =specific heat of water in liquid,  $c_2$ =specific heat of ice and  $\lambda_w$ =latent heat of ice. From Eq. (1), Eq. (2) becomes:

$$\frac{dq}{dT} = c_2 + (c_1 - c_2) \frac{T_f}{T} - \lambda_w \frac{T_f}{T^2}. \quad (3)$$

Finally,  $dq/dT$  is defined as the specific heat ( $c_f$ ) of foods during thawing. Namely<sup>2)</sup>:

$$c_f = c_2 + (c_1 - c_2) \frac{T_f}{T} - \lambda_w \frac{T_f}{T^2} \quad (4)$$

As is seen from Eq. (4),  $c_f$  is expressed for a function of temperature ( $T$ ). When the temperature is closer to the freezing point ( $T_f$ ), the specific heat ( $c_f$ ) increases. While, for homogeneous foods materials approximate values of physical properties above and below the freezing point are given as<sup>12)</sup>:

$$c = c_w X + c_l Y + c_d(1-X-Y), \quad (5)$$

$$\rho = \rho_w X + \rho_l Y + \rho_d(1-X-Y), \quad (6)$$

$$k = \frac{k_l \{k_w X + k_d(1-X-Y)\}}{\{k_w X + k_d(1-X-Y)\} Y + k_l(1-Y)^2}, \quad (7)$$

where  $c$ ,  $\rho$  and  $k$  represent specific heat, density and thermal conductivity respectively. Subscripted  $w$ ,  $l$  and  $d$  represent water, lipid and dry-solid. And  $X$ ,  $Y$  and  $(1-X-Y)$  are mass fractions of water, lipid and dry-solid in foods respectively. Provided  $T \leq T_f$ ,  $c_w$ ,  $\rho_w$  and  $k_w$  in Eqs.(5) to (7) are replaced as follows:

$$c_w = c_f, \quad (8)$$

$$\rho_w = (1-\xi)\rho_1 + \xi \rho_2, \quad (9)$$

$$k_w = (1-\xi)k_1 + \xi k_2. \quad (10)$$

And provided  $T > T_f$ ,  $c_w$ ,  $\rho_w$  and  $k_w$  are equal to the values of each physical property of water in liquid.

### Formulations

In this section we present the formulations of the finite element method for the two-dimensional heat conduction of our problem. Assuming the isotropic heat conduction coefficient, our problem is governed by the equation:

$$\rho c \frac{\partial T}{\partial t} - k \left( \frac{\partial^2 T}{\partial x^2} + \frac{\partial^2 T}{\partial y^2} \right) = 0, \quad (11)$$

with the boundary condition:

$$k \left( \frac{\partial T}{\partial x} n_x + \frac{\partial T}{\partial y} n_y \right) + \alpha(T - T_a) = 0 \quad (12)$$

(on the boundary  $\Gamma$ ),

where  $n_x$  and  $n_y$  denote the direction cosines of the outward normal to the boundary surface,  $\alpha$  is the convective heat transfer coefficient and  $T_a$  is the temperature of the atmosphere. In Eq.(12) we have neglected the radiative effects.

Following the usual formulations of the method of weighted residuals, we consider the functional:

$$\begin{aligned} \delta\chi &= \int_a \delta T^* \left\{ \rho c \frac{\partial T}{\partial t} - k \left( \frac{\partial^2 T}{\partial x^2} + \frac{\partial^2 T}{\partial y^2} \right) \right\} dA \\ &= \int_a \left\{ \delta T^* \rho c \frac{\partial T}{\partial t} + k \left( \frac{\partial(\delta T^*)}{\partial x} \frac{\partial T}{\partial x} + \frac{\partial(\delta T^*)}{\partial y} \frac{\partial T}{\partial y} \right) \right\} dA \\ &\quad + \int_r \alpha \delta T^* (T - T_a) dL \end{aligned} \quad (13)$$

where  $dA$  and  $dL$  denote the two and the one dimensional integration and  $\delta T^*$  is the weighted function. By deviding our domain  $\mathcal{Q}$  into the finite number of the element regions, the functional  $\delta\chi$  is written as:

$$\delta\chi = \sum \delta\chi^e, \quad (14)$$

where  $\sum$  represents the summation over all elements. The element functional  $\delta\chi^e$  has the same form as Eq.(13) replaced  $T$  and  $\delta T^*$  by their functions in element  $T^e$  and  $\delta T^{e*}$ . Adopting the Galerkin's method,  $T^e$  and  $\delta T^{e*}$  are given in the two-dimensional simplex element by:

$$\begin{aligned} T^e &= L_i T_i, \\ \delta T^{e*} &= L_i \delta T_i, \quad (i = 1 \sim 3), \end{aligned} \quad (15)$$

where  $L_i$  are the barycentric coordinates and  $T_i$  and  $\delta T_i$  represent the temperatures and their infinitesimal variations at the three vertices of the triangle. The time derivative of  $T^e$  is approximated by:

$$\frac{\partial T^e}{\partial t} = L_i \frac{T_i(t) - T_i(t - \Delta t)}{\Delta t}. \quad (16)$$

Then it follows:

$$\begin{aligned} \delta\chi^e &= \delta T_i \left\{ \left[ k(M_x + M_y) + \frac{\rho c}{\Delta t} M + \alpha B \right]_{i,j} T_j(t) \right. \\ &\quad \left. - \frac{\rho c}{\Delta t} (M)_{i,j} T_j(t - \Delta t) + \alpha (B_a)_i \right\}, \end{aligned} \quad (17)$$

where,

$$(M_x)_{i,j} = \int_{a^e} \frac{\partial L_i}{\partial x} \frac{\partial L_j}{\partial x} dA,$$

$$(M_y)_{i,j} = \int_{a^e} \frac{\partial L_i}{\partial y} \frac{\partial L_j}{\partial y} dA,$$

$$(M)_{i,j} = \int_{a^e} L_i L_j dA,$$

$$(B)_{i,j} = \int_{r^e} L_i L_j dL,$$

$$(B_a)_{i,j} = \int_{r^e} L_i T_a dL. \quad (18)$$

The integrals of Eq.(18) are easily performed by using the following formulas<sup>13)</sup>:

$$\int_{r^e} L_1^a L_2^b L_3^c dA = \frac{a! b! c!}{(a+b+c+2)!} 2S,$$

$$\int_{r^e} L_1^a L_2^b dL = \frac{a! b!}{(a+b+1)!} l, \quad (19)$$

where  $S$  and  $l$  denote the area of the triangle element and the length of the boundary. Finally we can obtain the function  $\delta\chi$  by adding  $\delta\chi^e$  for all element. If  $\delta\chi$  is required to be zero for any variations of  $\delta T_i$  ( $i=1\sim N$ ,  $N$  is the number of the nodal points of our domain  $\mathcal{Q}$ ), it follows a matrix equation to determine the temperature at all nodal points  $T_i(t)$  if  $T_i(t-\Delta t)$  are known.

### Experimental and Computations

#### Thawing test

One sample used for this study was a round skipjack, which was 48.0 cm length and 2.56 kg weight, and another was a cut body with 5 cm length of skipjack, whose both sides were insulated. The samples were at first equilibrated in cold storage at  $-25^\circ\text{C}$ . Then the sample of a round skipjack placed in a box was thawed in still air at  $26\sim 30^\circ\text{C}$ , and another sample was thawed in forced air at about 2.0 m/sec.

Thermocouples (Cu.-Con, 0.3 mm $\phi$ ) were inserted in the body of a skipjack

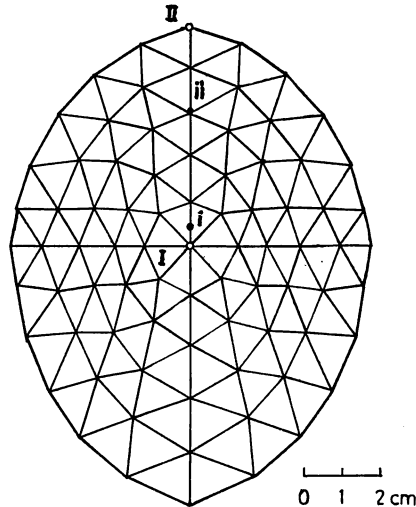


Fig. 1. Finite element mesh used for studying still-air thawing of a skipjack.

before freezing and were connected to ER-4036 automatic temperature recorder (YOKOGAWA ELECTRIC WORKS LTD.).

*Computation*

In order to satisfy the discrete type maximum value principle in the case of the consistent mass scheme, we have divided our domain into strictly acute type triangles as is shown in Fig. 1 and have carefully chosen the finite difference of time  $\Delta t=20$  minutes. The computation was carried out by FACOM M-190 in Kyushu University.

**Results and Discussion**

It is important to understand the physical factors which govern the thawing processes. Physical properties of foods with phase-change were evaluated from Eqs.(4) to (10) assuming the physical constants of water, ice, lipid and dry-solid in foods as were shown in Table 1. The mass fraction of water and lipid in the dorsal muscle of a skipjack were estimated as  $X=0.74$ ,  $Y=0.01^{14)}$ . While the freezing or the melting point ( $T_f$ ) of a skipjack was assumed as  $-2.0^\circ\text{C}$ . The sample was considered to be homogeneous materials of the dorsal muscle, and thermal properties of the bone, the ventral muscle, internal organs and the skin were not considered in this paper.

Table 1. Approximate values of physical constants for water & ice, lipid and dry-solid near at  $0^\circ\text{C}$ , 760 mmHg<sup>12)</sup>.

constituent	Content (kg/kg)	Density (kg/m <sup>3</sup> )	Specific heat (kcal/kg °C)	Latent heat (kcal/kg)	Thermal conductivity (kcal/mh °C)
Water { liquid ice	X	$\rho_1=1000$	$c_1=1.0$	$\lambda_w=80$	$k_1=0.5$
		$\rho_2=920$	$c_2=0.5$		$k_2=2.0$
Lipid	Y	$\rho_l=920$	$c_l=0.5$		$k_l=0.1$ (oil) $0.15$ (fat*)
Solid	1-X-Y	$\rho_d=130$ (plant) $1300$ (animal*)	$c_d=0.35$		$k_d=2.0$

\*: Used in the present paper

A cross section at the middle of a body of a skipjack was used for the finite element analysis, and 136 triangular elements and 81 nodal points were used in the mesh utilized as was shown in Fig. 1. The isotherm fields after 8 hours during thawing are shown for an example of the computation in Fig. 2. Time-temperature curves concerning representative points of the domain, such as I and II in Fig. 1, are shown in Fig. 3. Experimental thawing curves concerning the representative points  $i$  and  $ii$  in Fig. 1 are shown in Fig. 4. In the case of the cut body of the skipjack shown in Fig. 5, computed and experimental results are presented in Figs. 6 and 7 respectively.

The computed results are in approximate agreement with the experimental

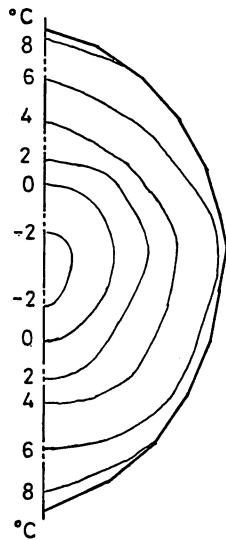


Fig. 2. Isotherm fields during still-air thawing of a skipjack after 8 hours.

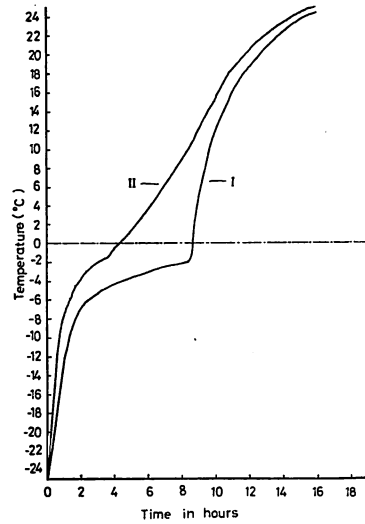


Fig. 3. Computed time-temperature curves during still-air thawing of a skipjack for representative points I and II in Fig. 1. ( $T_a=27^\circ\text{C}$ ,  $\alpha=8$  kcal/m<sup>2</sup>h  $^\circ\text{C}$ )

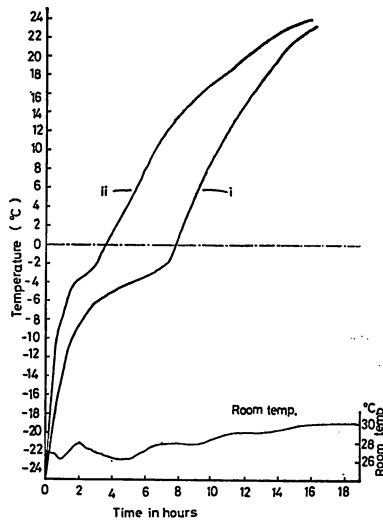


Fig. 4. Experimental time-temperature curves during still-air thawing of a skipjack for representative points i and ii in Fig. 1.

results. We consider the slight discrepancies will be explained by the differences in the representations of the physical properties in each parts of fish. BONACINA et al.<sup>18)</sup> proposed a procedure for the estimation of heat capacity

and the thermal conductivity in freezing problems, and COMINI et al.<sup>10)</sup> have given formulae to estimate approximate values of the thermal properties above and below the freezing. REBELLATO et al.<sup>16)</sup> applied their estimation of the thermal properties to the finite element analysis with parabolic elements for the computation of the temperature distribution in air-blast freezing of a lam

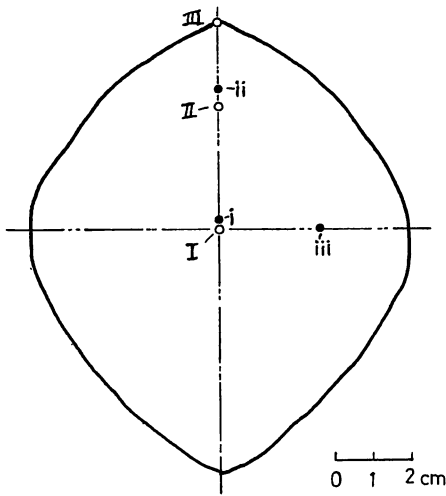


Fig. 5. Cross section of the cut body of a skipjack.

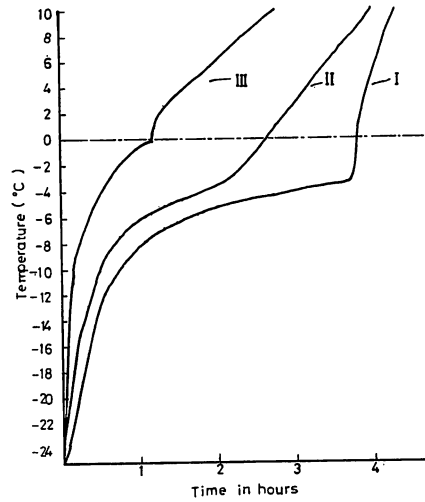


Fig. 6. Computed time-temperature curves during forced-air thawing of a skipjack for representative points I, II and III in Fig. 5. ( $T_a=23^{\circ}\text{C}$ ,  $\alpha=25\text{ kcal/m}^2\text{h }^{\circ}\text{C}$ )

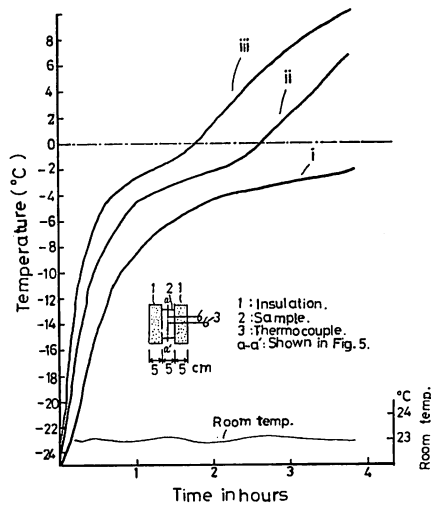


Fig. 7. Experimental time-temperature curves during forced-air thawing of a skipjack for representative points i, ii and iii in Fig. 5.



carcass and a beef side. We did not use their estimation of the thermal properties, because satisfactory results were not obtained in our case.

To obtain more agreement between the computed results and the experimental results in freezing and thawing problems, radiative corrections and the inhomogeneity of the materials have to be taken into account in addition to the more accurate physical properties.

### Acknowledgements

Authors wish to thank Professor Dr. Fuyuo OHTA, and Professor Dr. Sadato ISHIBASHI, Kagoshima University, for many helpful suggestions to our study, and also to Mr. Takuya SHIOTSUKI, teacher of Fisheries High-School of Kagoshima prefecture (in Makurazaki), for supplying the sample.

### Notations

- $c$  = Specific heat (kcal/kg °C)  
 $n_x, n_y$  = Direction cosines of the outward normal to the boundary surface  
 $l$  = length of the boundary of one element  
 $N$  = Number of the nodal points  
 $q$  = Heat capacity (kcal/kg)  
 $S$  = Area of the triangle elements (m<sup>2</sup>)  
 $T$  = Temperature (°C)  
 $t$  = Time (sec)  
 $X$  = Mass fraction of water  
 $Y$  = Mass fraction of lipid  
 $x, y$  = Cartesian coordinates (m)  
 $\alpha$  = Convective heat transfer coefficient (kcal/m<sup>2</sup>h °C)  
 $\Gamma$  = Boundary surface (m<sup>2</sup>)  
 $\lambda$  = Latent heat (kcal/kg)  
 $\xi$  = Ratio of ice to total water in foods  
 $\rho$  = Density (kg/m<sup>3</sup>)  
 $\chi$  = Functional of the variational principle  
 $\Omega$  = Domain of definition (m<sup>3</sup>)

### Subscripts and superscripts

- |                      |                                  |
|----------------------|----------------------------------|
| $a$ = ambient        |                                  |
| $d$ = Dry solid      | $w$ = Water                      |
| $e$ = Element        | $x, y$ = In the $x, y$ direction |
| $f$ = Freezing point | 1 = Water in liquid              |
| $l$ = Lipid          | 2 = ice                          |

## References

- 1) CARSLAW, H. S., and J. C. JAEGER (1973): "Conduction of Heat in Solids, 7th edn." 282-296 (Clarendon Press, Oxford).
- 2) HIRAI, E. and T. KOMORI (1971): A Proposal to Solve Neumann's Problem Approximately, Taking Account of Bulk Dilatation by Phase Change—A Semi-Infinite Solid, *J. Chem. Eng. Japan*, **4**, 96-99.
- 3) KOMORI, T. and E. HIRAI (1970): An Application of Stefan's Problem to the Freezing of a Cylindrical Food-Stuff, *J. Chem. Eng. Japan*, **3**, 39-43.
- 4) KOMORI, T. and E. HIRAI (1972): Solutions of Heat Conduction Problem with Change of Phase—A Slab—, *J. Chem. Eng. Japan*, **5**, 242-247.
- 5) BAXTER, D. C. (1962): The Fusion Times of Slabs and Cylinders, *J. Heat Transfer*, **84**, 317-327.
- 6) JOSHI, C. and L. C. TAO (1974): A Numerical Method of Simulating the Axisymmetrical Freezing of Food Systems, *J. Food Sci.* **39**, 623-626.
- 7) GENSHO, I. (1970): Estimation of Thawing Time, *Refrigeration*, **45**, 8-15. (in Japanese)
- 8) HELDMAN, D. R. (1975): "Food Process Engineering", 151-198 (AVI Pub., Westport, Conn.).
- 9) CHARM, S. E. (Translated by A. HOSOKAWA, 1968): "The Fundamentals of Food Engineering", 211-252 (Korin Shoin, Tokyo). (in Japanese)
- 10) COMINI, G. and C. BONACINA (1974): Application of Computer Codes to Phase Change Problems in Food Engineering *I. I. F.-I. I. R.-Commissions B1, C1, C2-Bressanone*, 15-27.
- 11) GENSHO, I. (1937): On Freezing Curves, *Refrigeration*, **12**, 12-19.
- 12) TANAKA, K. and T. KOZIMA (1976): "Food Refrigeration Engineering", 42-145 (Koseisyu Kosei Kaku, Tokyo). (in Japanese)
- 13) EISENBELG, M. A. and E. M. LAWRENCE (1973): On Finite Element Integration in Natural Coordinate, *Int. J. Numerical Methods in Engineering*, **7**, 574-575.
- 14) NISHIMOTO, J. and M. TAKEBE (1975): unpublished data.
- 15) BONACINA, C., G. COMINI, A. FASANO and M. PRIMICERIO, (1974): On the Estimation of Thermophysical Properties in Nonlinear Heat-Conduction Problems, *Int. J. Heat Mass Transfer*, **17**, 861.
- 16) REBELLAT, L., S. DEL GIUDICE and G. COMINI (1978): Finite Element Analysis of Freezing Processes in Foodstuffs, *J. Food Sci.*, **43**, 239-243.