

Pilot VLBI Survey of SiO = 3 J = 1 0 Maser Emission around Evolved Stars

著者	IMAI Hiroshi, OYADOMARI Miyako, CHONG Sze Ning, NAKAGAWA Akiharu, KURAYAMA Tomoharu, NAKASHIMA Jun-ichi, MATSUMOTO Naoko, NAGAYAMA Takumi, OYAMA Tomoaki, MIZUNO Shota, DEGUCHI Shuji, CHO Se-Hyung
journal or publication title	Publications of the Astronomical Society of Japan
volume	64
number	6
page range	L6
year	2012
URL	http://hdl.handle.net/10232/26240

doi: info:doi/10.1093/pasj/64.6.L6

Pilot VLBI Survey of SiO $v = 3 J = 1 \rightarrow 0$ Maser Emission around Evolved Stars

Hiroshi IMAI,^{1,2} Miyako OYADOMARI,¹ Sze Ning CHONG,¹ Akiharu NAKAGAWA,¹ Tomoharu KURAYAMA,³
Jun-ichi NAKASHIMA,⁴ Naoko MATSUMOTO,⁵ Takumi NAGAYAMA,⁵ Tomoaki OYAMA,⁵
Shota MIZUNO,⁵ Shuji DEGUCHI,⁶ and Se-Hyung CHO⁷

¹Graduate School of Science and Engineering, Kagoshima University, 1-21-35 Korimoto, Kagoshima, Kagoshima 890-0065
hiroimai@sci.kagoshima-u.ac.jp

²International Centre for Radio Astronomy Research, M468, The University of Western Australia,
35 Stirling Hwy, Crawley, Western Australia, 6009, Australia

³Center for Fundamental Education, Teikyo University of Science, 2525 Yatsusawa, Uenohara, Yamanashi 409-0193

⁴Department of Physics, University of Hong Kong, Pokfulam Road, Hong Kong, China

⁵Mizusawa VLBI Observatory, National Astronomical Observatory of Japan, 2-21-1 Osawa, Mitaka, Tokyo 181-8588

⁶Nobeyama Radio Observatory, National Astronomical Observatory of Japan, Minamimaki, Minamisaku, Nagano 384-1305

⁷Korean VLBI Network, Korea Astronomy and Space Science Institute,
P.O. Box 88, Yonsei University, Seongsan-ro 262, Seodaemun, Seoul 120-749, Republic of Korea

(Received 2012 July 31; accepted 2012 September 16)

Abstract

In this letter, we report on detections of SiO $v = 3 J = 1 \rightarrow 0$ maser emission in very long-baseline interferometric (VLBI) observations towards 4 out of 12 long-period variable stars: WX Psc, R Leo, W Hya, and T Cep. The detections towards WX Psc and T Cep are new ones. We also present successful astrometric observations of SiO $v = 2$ and $v = 3 J = 1 \rightarrow 0$ maser emissions associated with two stars: WX Psc and W Hya and their position-reference continuum sources: J010746.0+131205 and J135146.8–291218 with the VLBI Exploration of Radio Astrometry (VERA). The relative coordinates of the position-reference continuum source and SiO $v = 3$ maser spots were measured with respect to those of an SiO $v = 2$ maser spot adopted as a fringe-phase reference. Thus, the faint continuum sources were *inversely* phase-referenced to the bright maser sources. This implies possible registration of multiple SiO maser line maps onto a common coordinate system with 10 microarcsecond-level accuracy.

Key words: masers — stars: AGB and post-AGB — stars: individuals (WX Piscium, R Leonis, W Hydrae, T Cephei)

1. Introduction

Silicon monoxide (SiO) maser emission has been used as an important probe of the dynamical structure and the physical condition of the inner circumstellar envelopes (CSEs) of asymptotic giant branch (AGB) and post-AGB stars. The pumping mechanism of the SiO masers is still an open question, and understanding of it is essential to diagnosis of the CSEs through observed behavior of clump clusters of the masers, such as temporal variations of the flux density, angular distribution, and three-dimensional velocity structure. SiO maser emissions of $v = 1 J = 1 \rightarrow 0$, $v = 2 J = 1 \rightarrow 0$, and $v = 1 J = 2 \rightarrow 1$ have been main targets of very long baseline interferometric (VLBI) observations (e.g., Soria-Ruiz et al. 2004 and references therein). The $v = 3 J = 1 \rightarrow 0$ maser line is also a unique target (Imai et al. 2010, hereafter Paper I; Desmurs et al. 2012). This transition is located at an energy level higher by $\sim 4000 \text{ cm}^{-1}$ ($\sim 5800 \text{ K}$) than the rotational transitions in the vibrational ground state, and it needs considerably strong excitation in the gas at a temperature of 2000–3000 K of the surface of AGB and post-AGB stars. Observations of this maser line may be a good test for the currently most plausible maser pumping model (line-overlapping, Soria-Ruiz et al. 2004 and references therein). However, its detection in VLBI observations is difficult due to its extreme weakness (Cho et al.

1996; Nakashima & Deguchi 2007).

By the way, precise measurements of the relative positions of maser spots in the different maser transitions are essential for correctly deducing the pumping mechanism of SiO masers. Therefore, the registration technique of multiple SiO maser line maps onto a common coordinate system is always an interesting issue, and should be improved. In any technique, accurate determination of the absolute coordinates of maser spots and accurate evaluation of the errors associated with instrumental factors (e.g., accuracy of VLBI station coordinates on the terrestrial reference frame) are major factors to reduce the map registration uncertainty. Straightforward measurements of maser spot positions with respect to extragalactic continuum sources (e.g., Zhang et al. 2012a, 2012b and references therein) yield a 10 microarcsecond (μas)-level accuracy of the map registration. Note that such a position-reference continuum source is often too faint to detect within a VLBI coherence time in the 40 GHz band ($\lesssim 2 \text{ min}$). Therefore, a special technique for phase-referencing coherent integration is required (Imai et al. 2013).

In this letter, we report on new detections of SiO $v = 3 J = 1 \rightarrow 0$ maser emission towards two long-period variable stars: WX Piscium (WX Psc) and T Cephei (T Cep) and two repetitive detections of the $v = 3$ masers towards R Leonis (R Leo) (its first detection was reported by Desmurs et al. 2012)

and W Hydrae (W Hya) in VLBI observations with the telescopes of Nobeyama Radio Observatory (NRO) and the VLBI Exploration of Radio Astrometry (VERA). The relatively high-sensitivity and short baselines including the NRO 45 m telescope enabled us to detect faint $v = 3$ masers. We also report on successful phase-referencing VLBI observations of SiO $v = 2$ and $v = 3$ $J = 1 \rightarrow 0$ maser emissions associated with WX Psc and W Hya conducted with the VERA telescopes in the dual-beam mode. With VERA's baselines (1000–2300 km), only compact unresolved maser spots are detectable, so it is difficult to analyze and discuss the difference in the maser distributions between the different transitions of SiO masers. Instead, VERA astrometry provides a good anchor of the position reference for SiO map registration, as mentioned above. This letter focuses on technical points of VERA astrometry for yielding a $10 \mu\text{as}$ -level accuracy of map registration, and pays attention to providing a guideline for such astrometric observations in the 40 GHz band in which continuum source flux densities are usually lower than those in lower frequency bands, and below a detection limit of ~ 300 mJy with VERA within VLBI coherence time.

2. Observations and Data Reduction

We conducted VLBI observations of SiO $v = 2$ and $v = 3$ $J = 1 \rightarrow 0$ maser emissions (at rest frequencies of 42.820582 and 42.519340 GHz, respectively) on 2012 March 24–25 and 2012 May 20–21 for 25 hr each towards 12 stars in total: WX Psc, AP Lyn, U Ori, VY CMa, R Leo, RS Vir, W Hya, U Her, RU Her, V1111 Oph, V4120 Sgr, and T Cep. They were selected from sources detected in the SiO $v = 3$ $J = 1 \rightarrow 0$ maser emission by Cho et al. (1996). Three or four VERA¹ 20 m telescopes and the 45 m NRO¹ were simultaneously operated; the former for observing the target maser and position-reference continuum sources using the dual-beam receiving system of VERA, and the latter for the maser sources only, but with higher sensitivity. Both of the VERA and NRO telescopes also observed bright continuum calibrators every 40 min for the calibration of instrumental group-delay and fringe-phase residuals and bandpass characteristics. The observed signals, received in left-hand circular polarization, were digitized in four levels and divided into 16 base band channels (BBCs), each with a band width of 16 MHz. In the VERA stations, they were recorded with both SONY DIR1000 and DIR2000 recorders at rates of 128 and 1024 M bits s^{-1} , respectively. Two of the BBCs were assigned to the SiO $v = 2$ and $v = 3$ masers in one beam, and others to the position-reference continuum source emission in other beam. The DIR1000 recording was also made in NRO and accepted only the two SiO maser BBCs. The data correlation was processed with the Mitaka FX correlator, in which each of the maser BBCs was split into 512 spectral channels, corresponding to a velocity spacing of 0.22 km s^{-1} . On the other hand, each of the continuum BBCs was split into 32 spectral channels.

In March, each of maser–continuum source pairs was

observed for only 2–3 hr. Because the DIR1000 and DIR2000 data were available from only three VERA stations, respectively, the imaging and the astrometry of the maser sources were difficult. After the normal calibration procedures, as mentioned soon later, we obtained the SiO $v = 2$ and $v = 3$ maser spectra with high sensitivity by coherently integrating the whole visibility data. In May, the observations similar to those in March were conducted, but the maser sources with the $v = 3$ detections in March had longer scans (for 4–5 hr) for more surely successful maser source astrometry with VERA. In this letter, we focus on the spectra of SiO $v = 2$ and $v = 3$ $J = 1 \rightarrow 0$ maser emissions towards WX Psc, R Leo, W Hya, and T Cep with the successful $v = 3$ detections in the NRO–VERA baselines in March and the successful astrometric results of WX Psc and W Hya in the VERA dual-beam observations in May. The results of all observations, including all SiO $v = 2$ and $v = 3$ maser maps, will be published in a separate paper.

Data reduction and image synthesis were made using the NRAO AIPS package. In order to conduct astrometry using faint continuum sources, the *inverse* phase-referencing technique was adopted, which is described in more detail in Imai et al. (2013).²

First, the calibrations of visibility amplitudes for antenna gains and bandpass characteristics and that of visibility phases for instrumental group-delay and phase residuals were made in a standard manner by using scans on the continuum calibrators. Then, fringe fitting and self-calibration were performed using the visibilities in the velocity channel (column 6 of table 1), which includes a $v = 2$ bright maser spot (velocity component). The Doppler velocity was given with respect to the local standard of rest (LSR). The solutions were applied to the data in other velocity channels of the $v = 2$ maser and those of the $v = 3$ maser as well as to the data of the position-reference source. In the May session, we thus obtained maser image cubes and reference source maps with naturally weighted visibilities, which yielded a typical size of the synthesized beam of 0.5 milliarcsecond (mas).

3. Results and Discussion

Figure 1 shows the SiO $v = 2$ and $v = 3$ $J = 1 \rightarrow 0$ maser spectra with the successful $v = 3$ detections on 2012 March 24–25. All of these maser sources were observed in the nearly stellar light maxima (during the light curve phase of $\phi \approx 0.8$ – 1.0). The $v = 3$ maser was again detected toward W Hya (with a pulsation period of $P \approx 380$ d) three years after the first VLBI detection (Paper I). They are consistent with the suggestion that the $v = 3$ maser should have a strong correlation with the stellar light curve (Cho et al. 2007). The $v = 3$ masers seem to be associated with relatively bright $v = 2$ maser components on the spectra; however, as mentioned later, they are not necessarily spatially coincident with each other.

Table 1 gives the parameters of the individual pairs of maser and position-reference sources with the successful

¹ The NRO and VERA/Mizusawa VLBI observatory are branches of the National Astronomical Observatory of Japan, an interuniversity research institute operated by the Ministry of Education, Culture, Sports, Science and Technology.

² We used the ParselTongue/python pipeline scripts through the data reduction, which are now available in the wiki page: (http://milkyway.sci.kagoshima-u.ac.jp/groups/vcon_lib/wiki/9fbfd/Data_Analysis.html). See also the ParselTongue wiki page: (<http://www.jive.nl/dokuwiki/doku.php?id=parsetlongue:parsetlongue>).

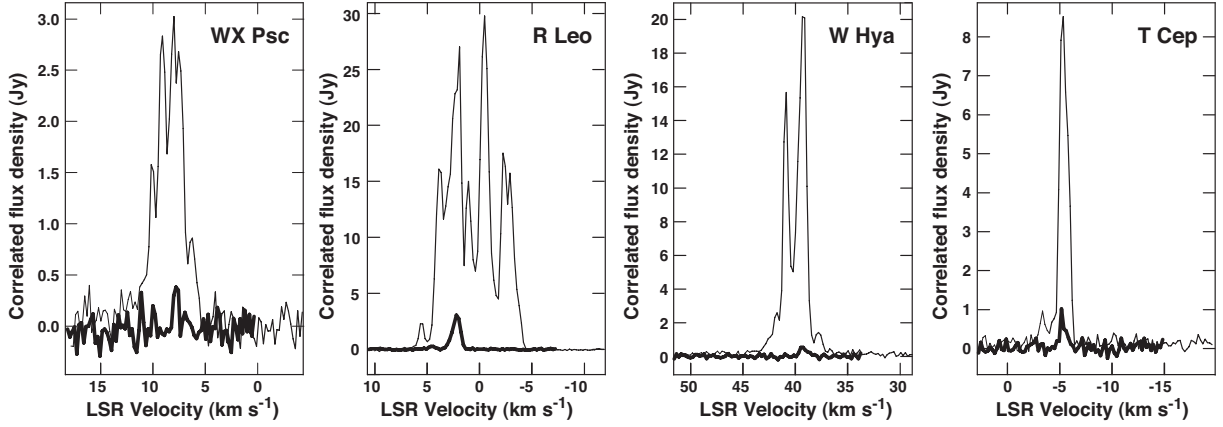


Fig. 1. SiO $v = 2$ (thin line) and $v = 3$ (thick line) $J = 1 \rightarrow 0$ maser spectra obtained towards WX Psc, R Leo, W Hya, and T Cep on 2012 March 24–25. The visibility data were scalar-averaged and integrated with the DIR1000 data including the 45 m telescope.

Table 1. Parameters of pairs of the SiO maser star and the position-reference source in VERA astrometry.

Pair ID	Source name	Scan* (hr)	Phase tracking center		$V_{\text{ref},v=2}^\dagger$ (km s $^{-1}$)	Synthesized ‡ beam pattern	1- σ noise level § (mJy beam $^{-1}$)
			RA (J2000)	Dec (J2000)			
1	WX Psc	2.6	01 ^h 06 ^m 25 ^s .99	+12°35'53".4	7.4	0.38 × 0.69, −39°	194, 201
	J010746.0+131205		01 ^h 07 ^m 45 ^s .961872	+13°12'05".19067	—	0.47 × 0.64, −48°	3.9
2	W Hya	2.8	13 ^h 49 ^m 01 ^s .9311	−28°22'04".560	—	0.44 × 1.17, −19°	184, 184
	J135146.8−291218		13 ^h 51 ^m 46 ^s .838765	−29°12'17".65002	40.4	0.43 × 1.15, −18°	10.6

* Total integration time.

† LSR velocity of the SiO $v = 2 J = 1 \rightarrow 0$ maser spot adopted as phase-reference.

‡ Major and minor axis lengths in units of mas and position angle.

§ In maser image cubes, emission-free spectral channel maps of the $v = 2$ and $v = 3$ lines were chosen for the calculation.

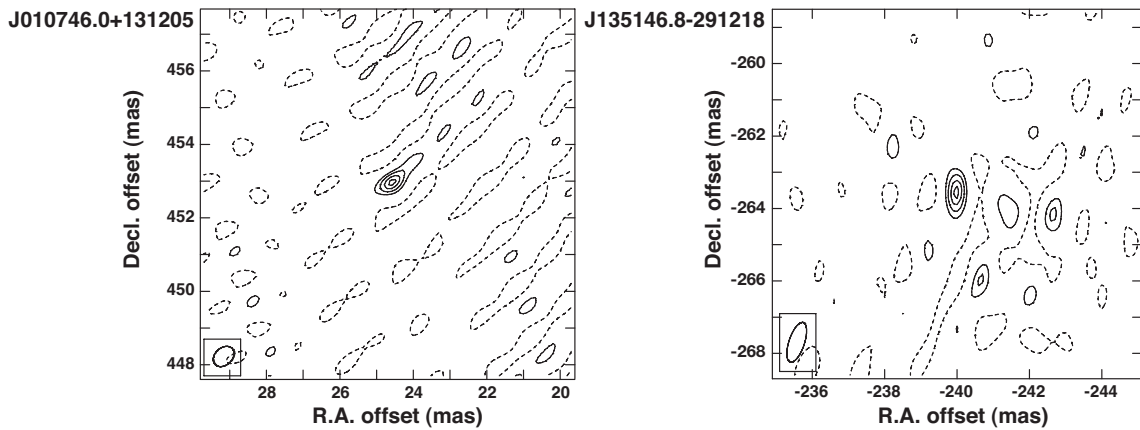


Fig. 2. Contour maps of the position-reference continuum sources: J010746.0+131205 (left panel) and J135146.8−291218 (right panel). The contour levels are set at −6, 11, 17, 23, and 27 mJy beam $^{-1}$ in the left panel and at −26, 52, 103, and 122 mJy beam $^{-1}$ in the right panel. The synthesized beam pattern is displayed in the bottom-left corner box in each panel.

astrometric results. It includes the parameters of the observation, signal correlation, and data reduction. The counterpart continuum sources of these maser sources, J010746.0+131205 and J135146.8−291218, respectively, are separated by 0 $^{\circ}$.69 and 1 $^{\circ}$.03 from the masers. Figure 2 shows phase-referenced images of the two position-reference sources. The 1- σ noise

levels of the images are 3.4 and 10.1 mJy beam $^{-1}$, respectively. The measured position offset of the continuum source (in figure 2) is inversely equal to that of the phase-reference $v = 2$ maser spot from the phase-tracking center of the maser source (columns 4 and 5 in table 1). Table 2 gives the determined coordinate offsets of the phase-reference $v = 2$ maser spots.

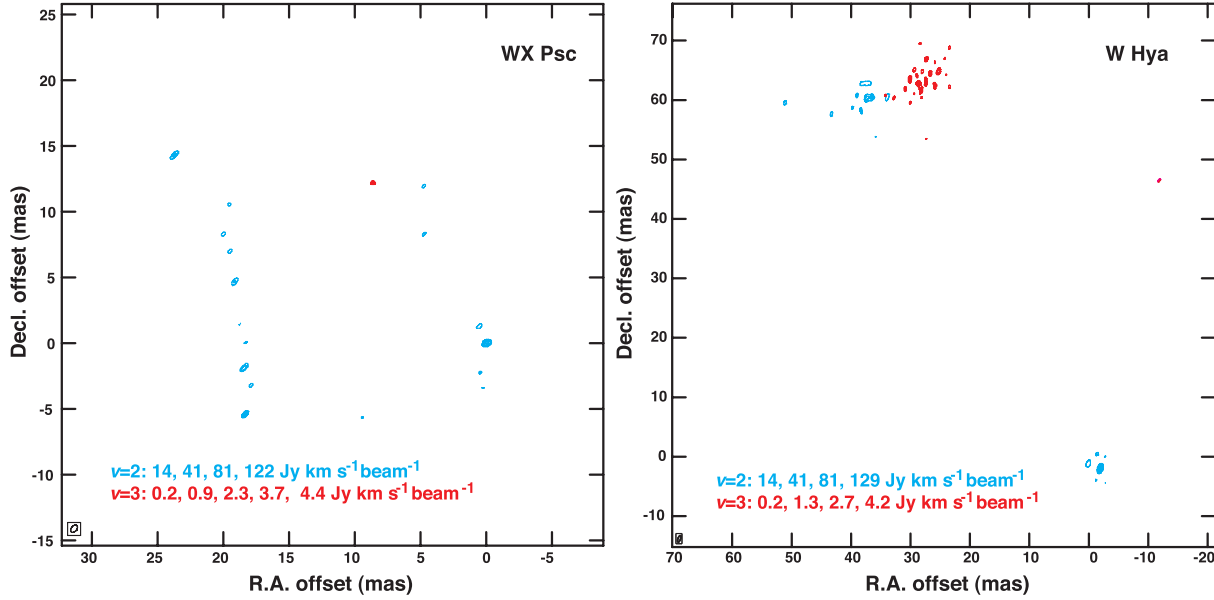


Fig. 3. Velocity-integrated brightness contour maps of SiO $v = 2$ (cyan) and $v = 3$ (red) $J = 1 \rightarrow 0$ maser emissions associated with WX Psc (left panel) and W Hya (right panel). The contour levels are shown in the panel. The synthesized beam pattern is displayed in the bottom-left corner box. Noise pixels below a $6\text{-}\sigma$ level were blanked before synthesizing these maps.

Table 2. Results of lengths VERA astrometry.

Source name	Offsets (mas)*
WX Psc	$(-24.24 \pm 0.05, -453.14 \pm 0.03)$
W Hya	$(240.00 \pm 0.01, 263.67 \pm 0.03)$

* Measured (RA, Dec) offsets with respect to the phase-tracking center shown in table 1.

Because the absolute coordinates of the reference sources are determined with an accuracy of better than 0.5 mas (e.g., Petrov et al. 2008),³ those of the reference maser spots are also determined in this level of accuracy. The position drift of the $v = 3$ maser map with respect to the $v = 2$ map appears proportionally to the position offset of the phase-reference maser spot and the frequency difference between the $v = 2$ and $v = 3$ masers (Gwinn et al. 1992; Paper I). Using the derived position offsets mentioned above, this position drift was corrected for the $v = 3$ maps.⁴ In the present VLBI observations, the map registration of the $v = 2$ and $v = 3$ maser lines has an uncertainty of less than $50 \mu\text{as}$, small enough to discuss the maser pumping models.

Figure 3 shows composite maps of SiO $v = 2$ and $v = 3$ $J = 1 \rightarrow 0$ maser lines in WX Psc and W Hya. The maser emissions were significantly spatially resolved; the cross-power flux densities of the $v = 2$ and $v = 3$ masers were much lower than the total-power flux densities (~ 400 and $\sim 50 \text{ Jy}$ in WX Psc and ~ 1000 and $\sim 350 \text{ Jy}$ in W Hya, respectively). Comparing with those of previous observations (e.g., Soria-Ruiz et al. 2004 and Paper I, respectively), only for unresolved, compact maser spots, we find that their relative positions have roughly

persisted for a decade. Assuming positions of the central stars at ($\sim 13, \sim 5$ mas) and ($\sim 25, \sim 30$ mas) for WX Psc and W Hya, respectively, the distance to the $v = 3$ spots from the star is roughly equal to that of the $v = 2$ spots, consistent with the previous observations (Paper I; Desmurs et al. 2012). As already mentioned, the $v = 3$ and $v = 2$ maser spots were not spatially coincident, in contrast to the results of Paper I and Desmurs et al. (2012). These results favor a collisional pumping scheme for SiO masers (e.g., Lockett & Elitzur 1992; Humphreys et al. 2002). However, it is premature to draw ring-shaped distribution models in figure 3 or to discuss the correlation of the $v = 2$ and $v = 3$ emission distributions in the present results in which other fainter and more extended maser spots are missing. Thus, we cannot rule out a scheme of line-overlapping between SiO and H_2O ro-vibrational transitions, not only for $v = 2$ $J = 1 \rightarrow 0$ (Soria-Ruiz et al. 2004), but also $v = 3$ $J = 1 \rightarrow 0$. Cho et al. (2007) considered the most plausible overlap pair between the SiO $v = 2$ $J = 0 \rightarrow v = 3$ $J = 1$ and the H_2O $\nu_2 = 2$ $5_{05} \rightarrow \nu_2 = 1$ 6_{34} lines. This overlapping can excite the SiO $v = 3$ $J = 1 \rightarrow 0$ maser. Temporal variation in spot displacement of different maser lines, as predicted by Humphreys et al. (2002), can be examined by future monitoring observations with the combination of high-precision astrometry as those demonstrated in this paper and high dynamic imaging of the maser sources (e.g., Yi et al. 2005).

Here, we emphasize that the present success in long-time coherent integration using the *inverse* phase-referencing technique is a milestone for VERA astrometry using maser-continuum source pairs in the 40 GHz band. In maser source astrometry with the Very Long Baseline Array (VLBA) (e.g., Zhang et al. 2012a, 2012b), SiO maser sources have often been used as phase-references because of their detections at signal-to-noise ratios higher than those of continuum sources. On the

³ See also URL: (http://astrogeo.org/vlbi/solutions/rfc_2012b).

⁴ Phase correction using the AIPS task CLCOR before fringe-fitting with calibrator scans can perform the equivalent position correction.

other hand, taking into account more complicated procedures of the inverse phase-referencing technique (Imai et al. 2013), a relatively high signal recording rate of VERA has favored continuum sources as phase-references. Therefore, successful astrometric observations had been limited to nearly ideal cases in which both of maser and the continuum sources should be bright enough to detect within a VLBI coherence time (e.g., Choi et al. 2009). Such a condition empirically demands flux densities higher than ~ 20 Jy and 300 mJy for SiO maser and 40 GHz continuum sources for VERA astrometry, respectively. The present results prove that a 30 mJy-level continuum source is detectable with the *inverse* phase-referencing technique by using data of a bright SiO maser source. This has advantages over the continuum-reference case, in which even a bright, well-studied SiO maser source was dropped out from the target list of VERA astrometry because of the absence of bright continuum sources within $0.5^{\circ} - 2.2^{\circ}$ of the maser source for the VERA dual-beam observations. As a result of the milestone achievement, a statistically moderate number (>10) of well-studied SiO maser sources harboring multiple transitions

of SiO masers, including $v = 3 J = 1 \rightarrow 0$, will become targets for studying the pumping mechanism of SiO masers in VLBI, and for the trigonometry with VERA. Moreover, in such a situation, we have to be concerned only about the dispersion of the maser spot distributions, which is much larger than the uncertainty of relative positions among the different lines of SiO masers. This is helpful for an unambiguous interpretation of the pumping mechanism of the SiO masers.

We acknowledge all staff members and students who helped in array operation and in data correlation of VERA. HI has been supported for staying at ICRAR by the Strategic Young Researcher Overseas Visits Program for Accelerating Brain Circulation funded by Japan Society for the Promotion of Science (JSPS). JN has been supported by the Research Grants Council of Hong Kong (project code: HKU 703308P, HKU 704209P, HKU 704710P, and HKU 704411P), and the Small Project Funding of the University of Hong Kong (201007176004).

References

- Cho, S.-H., Kaifu, N., & Ukita, N. 1996, *A&AS*, 115, 117
 Cho, S.-H., Lee, C. W., & Park, Y.-S. 2007, *ApJ*, 657, 482
 Choi, Y. K., Hirota, T., Honma, M., & Kobayashi, H. 2009, in *ASP Conf. Ser.*, 402, *Approaching Micro-Arcsecond Resolution with VSOP-2: Astrophysics and Technologies*, ed. Y. Hagiwara et al. (San Francisco: ASP), 363
 Desmurs, J.-F., Bujarrabal, V., Lindqvist, M., Alcolea, J., Soria-Ruiz, R., & Bergman, P. 2012, in *IAU Symp.* 287, *Cosmic Masers - from OH to H₀*, ed. R. S. Booth et al. (Cambridge : Cambridge University Press), 252
 Gwinn, C. R., Moran, J. M., & Reid, M. J. 1992, *ApJ*, 393, 149
 Humphreys, E. M. L., Gray, M. D., Yates, J. A., Field, D., Brown, G. H., & Diamond, P. J. 2002, *A&A*, 386, 256
 Imai, H., Nakashima, J., Deguchi, S., Yamauchi, A., Nakagawa, A., & Nagayama, T. 2010, *PASJ*, 62, 431 (Paper I)
 Imai, H., Sakai, N., Nakanishi, H., Sakanoue, H., Honma, M., & Miyaji, T. 2013, *PASJ* in press
 Lockett, P., & Elitzur, M. 1992, *ApJ*, 399, 704
 Nakashima, J., & Deguchi, S. 2007, *ApJ*, 669, 446
 Petrov, L., Kovalev, Y. Y., Fomalont, E. B., & Gordon, D. 2008, *AJ*, 136, 580
 Soria-Ruiz, R., Alcolea, J., Colomer, F., Bujarrabal, V., Desmurs, J.-F., Marvel, K. B., & Diamond, P. J. 2004, *A&A*, 426, 131
 Yi, J., Booth, R. S., Conway, J. E., & Diamond, P. J. 2005, *A&A*, 432, 531
 Zhang, B., Reid, M. J., Menten, K. M., & Zheng, X. W. 2012a, *ApJ*, 744, 23
 Zhang, B., Reid, M. J., Menten, K. M., Zheng, X. W., & Brunthaler, A. 2012b, *A&A*, 544, A42