

COLEOPTERA OF NEPAL COLLECTED BY THE MEMBES OF
THE HOKKAIDO UNIVERSITY SCIENTIFIC EXPEDITION
TO NEPAL HIMALAYA: LYCIDAE

著者	NAKANE Takehiko
journal or publication title	鹿児島大学理学部紀要. 地学・生物学
volume	16
page range	115-123
別言語のタイトル	北海道大学学術調査隊員によって採集されたネパールの甲虫類: ベニボタル科
URL	http://hdl.handle.net/10232/00000472

**COLEOPTERA OF NEPAL COLLECTED BY THE
MEMBERS OF THE HOKKAIDO UNIVERSITY
SCIENTIFIC EXPEDITION TO
NEPAL HIMALAYA : LYCIDAE****

By

Takehiko NAKANE*

(Received Sep. 10, 1983)

Abstract

Sixteen species of lycid beetles are recorded from Nepal. Three of them are described as new to science. New taxa described are as follows: *Lyponia nepalensis*, *Plateros kumatai*, *Plateros latevittatus* and subsp. *latenigrescens*.

Introduction

This is the third report of my studies on the Nepalese Coleoptera collected by the members of the Hokkaido University Scientific Expedition to Nepal Himalaya in 1968. A few specimens of Lycidae obtained by Dr. T. Yasuda during the Scientific Expedition of Osaka Prefectural University to Nepal and a few examples in the collection of the California Academy of Sciences (CAS) are added to the list of species.

The material studied contains thirty-five specimens, which may be classified into sixteen species and one subspecies. Three species and the subspecies are considered to be hitherto undescribed and the descriptions of them are given in this paper.

Here I wish to express my sincere thanks to Dr. T. Kumata of the Hokkaido University for his kindness in submitting me the material for my study. Thanks are also due to Dr. T. Yasuda of the Osaka Prefectural University and Mr. H. Leech of the California Academy of Sciences for their help in material.

***Lycostomus similis* (Hope)**

Hope, 1831, in Gray's Zool. Misc.: 26 (*Lycus*). —Waterhouse, 1879, Ill. Typ. Spec. Col. 1: 10, pl. 2-fig. 6. —Kleine, 1928, Ind. For. Rec. 13(6): 223.

= *triangularis* Hope, 1831, l.c.: 26 (*Lycus*).

= *suturalis* Redtenbacher, 1848, in Hugel's Kashmir, Ins. 4(2): 508, pl. 23-fig. 7 (*Lycus*).

* Laboratory of Biosystematics, Department of Biology, Faculty of Science, Kagoshima University.

* ** This paper constitutes Scientific Results of Hokkaido University Expedition to the Himalaya, Entomology No. 45.

- = *geminus* F. Walker, 1858, Ann. Mag. Nat. Hist. (3)2 : 281 (*Lycus*).
 = *cinnabarinus* Candèze, 1861, Mem. Liege : 355, pl. 3-fig. 1e, 353, fig. 1a-d (*Lycus*).
 = *coccineus* Motschulsky, 1861, Bull. Mosc. 34(1) : 136, pl. 9-fig. 13.
 = *patruelis* Bourgeois, 1883, Ann. Mus. Civ. 18(1882-83) : 625.

Specimens examined : 2 ♀ Rukuche, Palpa, 9. v. 1968, T. Matsumura lgt. ; 1 ♀ Birantanti, No. 4 West, 29. iv. 1968, T. Kumata lgt. ; 1 ♀ Heele, No. 4 West, 12. v. 1968, T. Matsumura lgt. ; 1 ♀ Dunche, No. 1 West, 31. v. 1968, T. Kumata lgt.

***Lycostomus honestus* Bourgeois**

- Bourgeois, 1885, Ann. Soc. Ent. France, (6)5 : 73. —Kleine, 1928, Ind. For. Rec. 13(6) : 224.
 = *modestus* C.O Waterhouse, 1879, Ill. Typ. Spec. Col. 1 : 11, pl. 2-fig. 10. (preoccupied)

Specimens examined : 4 ♀ N.E. Nepal Taplejung : Iladanda, alt. 3,000 m, 12. vii. 1962, T. Yasuda lgt.

***Lycostomus nigricollis* Bourgeois**

Bourgeois, 1905, Ann. Soc. Ent. Belg., 49 : 46.

Specimen examined : 1 ♀ W. Nepal-India border, Pithoragarh-Kali R. Area, vii-ix, 1951, 3000'-6000', A.F.C. Thomas lgt. (CAS)

This species was described from Bengal based on a single male specimen. A female specimen before me agrees fairly well with the description of Bourgeois, though the body is larger (14 mm long).

***Lycostomus praeustus* (Fabricius)**

Fabricius, 1792, Ent. Syst. 1(2) : 107 (*Lycus*). —Kleine, 1926, Soc. Ent. 41 : 1. —Kleine, 1928, Ind. For. Rec. 13(6) : 223.

Specimens examined : 2 ♀ Adhabar, Terai Forest, 15. vii. 1968, T. Kumata lgt.

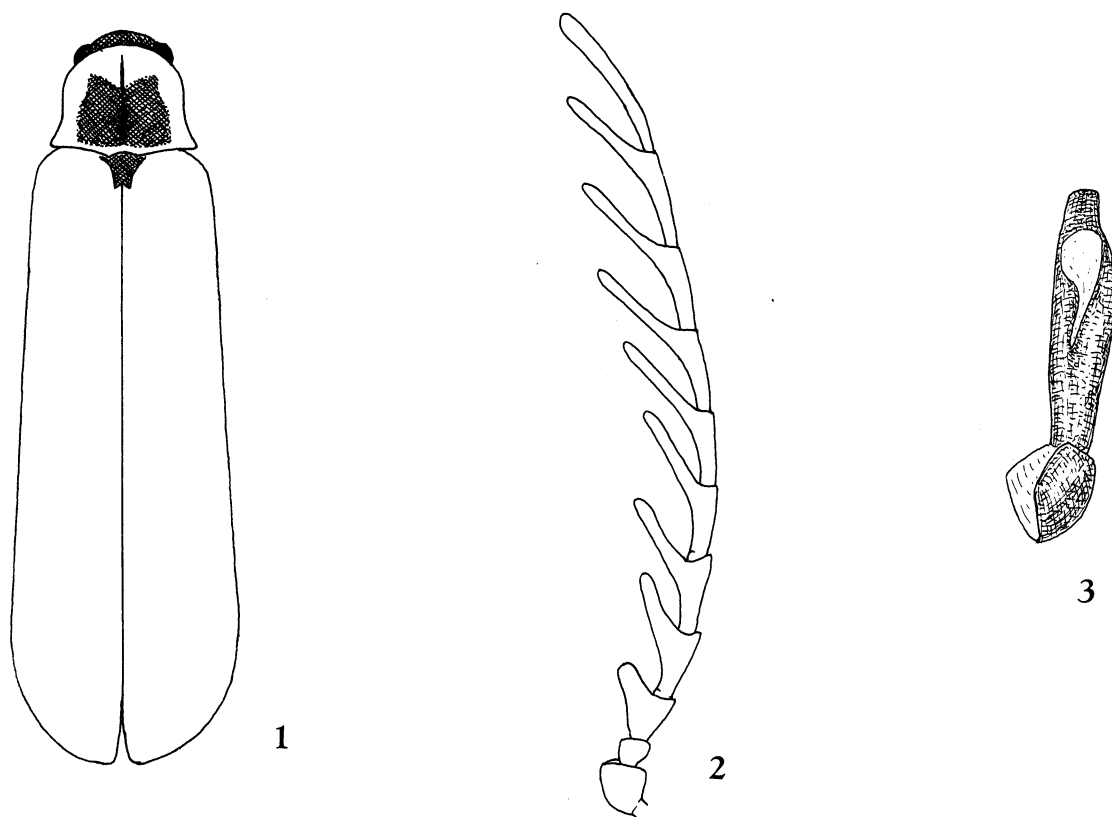
***Lyponia nepalensis* Nakane sp. nov.**

Specimen examined : 1 ♂ Godavari, Nepal Valley, 18. iv. 1968, T. Kumata lgt. (holotype)

Blackish or dark brown, with the mandibles and claws reddish testaceous ; pronotum yellowish red together with the sides of prothorax beneath, with a large discal patch black, clothed with red pubescence on reddish areas ; elytra brick red, covered with red pubescence ; pubescence on other parts of body generally brownish or dark coloured.

Body elongate, subparallel-sided and slightly ampler posteriorly, and flattened above.

Head transverse with eyes ; frons deeply and broadly impressed between eyes behind frontal tubercles, which are well convex, oval and obliquely situated, and sulcate between tubercles ; eyes hemispherically prominent, far apart, separated by twice their radius ; vertex weakly convex. Maxillary palpi rather short ; terminal joint dilated, twice as long as 3rd, securiform. Terminal joint of labial palpi dilated, triangular, with very oblique apical margin. Antennae about two-thirds the length of body, strongly pectinate from 3rd joint ; 1st joint bulbous, 2nd small, slightly wider than long, 3rd nearly twice as long as 2nd,



Figs. 1-3. *Lyponia nepalensis* Nakane sp. nov. Fig. 1. Outline of body; Fig. 2. Antenna of male; 3. Male genitalia.

triangularly dilated with the inner apical angle projected in a stout process, 4th a little longer than 3rd, with the appendage about as long as the joint itself, 5th to 8th subequal in length to 4th, with each appendage more or less longer than the joint, 9th and 10th slightly longer than 8th, with appendage of 10th as long as the joint, and 11th long and slender, less than twice as long as 10th.

Prothorax a little wider than long, dilated at base, with all margins raised and bordered; front margin gently arched-produced in middle; front angles broadly rounded; sides sublinear in middle, weakly sinuate behind middle and divergent to hind angles behind; basal margin slightly sinuate on both sides and emarginate at middle; disk moderately shining, roughly and densely punctured in front and in the lateral depressions; median longitudinal line very finely carinate in front and grooved behind between nodulous discal elevations, which are transversely depressed at posterior third. Scutellum rather large, flattened, markedly narrowed to triangularly emarginate apex.

Elytra more than five times as long as prothorax, twice and a half as long as wide, slightly narrowed at base, subparallel-sided in middle and rounded-narrowed apically; each bearing 4 primary costae and intervening secondaries, which are rather distinctly raised; seriate cells on intervals variable in shape.

Under side moderately shining and pubescent; 7th abdominal sternite triangularly

emarginate at apex ; anal sternite narrow and elongate, fusiform. Legs not so stout, rather long ; trochanters of front legs elongate, half as long as femora, shortly but densely pubescent inferiorly, those of middle legs a third as long as femora, and those of hind legs longly triangular, nearly as long as a third of femora ; femora normal, those of hind legs longer and somewhat less dilated than others ; tibiae compressed, those of four hinder legs weakly arched ; claws simple.

Male genitalia : penis moderately long and slender, gradually thickened from base to beyond middle, then narrowed and subtruncate at apex ; basal piece rather large and rounded.

Length : 7.9 mm, width : 2.2 mm.

This species is very closely related to *L. debilis* Waterhouse from China, and the costae of elytra are running nearly the same way, but the outermost costa is distinct on hind half of elytra and reaching near the apex, and the seriate cells on intervals are variable in shape, frequently rounded or oblong. The body is somewhat smaller and narrower and the appendages of antennae are slender and rod-like.

***Plateros cimicoides* Kleine**

Kleine, 1928, Ind. For. Rec. 13(6) : 242, pl. 2-figs. 62-64.

Specimen examined : 1 ♂ Biratanti, No. 4 West, 12. v. 1968, T. Kumata lgt.

***Plateros sincerus* Kleine**

Kleine, 1928, Ind. For. Rec. 13(6) : 247, pl. 5-figs. 144-146.

Specimen examined : 1 ♀ Adhabar, Terai Forest, 15. vii. 1968, T. Kumata lgt.

***Plateros suturalis* Pic**

Pic, 1919, Mel. exot. Ent. 30 : 21. —Kleine, 1928, Ind. For. Rec. 13(6) : 240.

Specimen examined : 1 ♀ Nepal : S. face of Panch Chuli, Balati Meadow, 9000 ft., 24. vii. 1951, Charlton Thomas lgt. (presented by F.P. Farquhar) (CAS)

***Plateros kumatai* Nakane sp. nov.**

Specimens examined : 3 ♂ Kuinibisona, No. 1 West, 6. vii. 1968, T. Kumata lgt. (holotype & 2 paratypes)

Black or blackish brown, with the mandibles, whole or base of front trochanters and claws reddish brown ; elytra reddish yellow, each with a broad longitudinal blackish stripe extending from base to middle or apical third, the stripes occupying nearly whole width of elytra at base, but tapered posteriorly, the sutural margin yellow except base and the outer yellow area gradually widened backwards from shoulder. Pubescence of body surface short, brownish or blackish in general, except on yellow portion of elytra, where it is reddish.

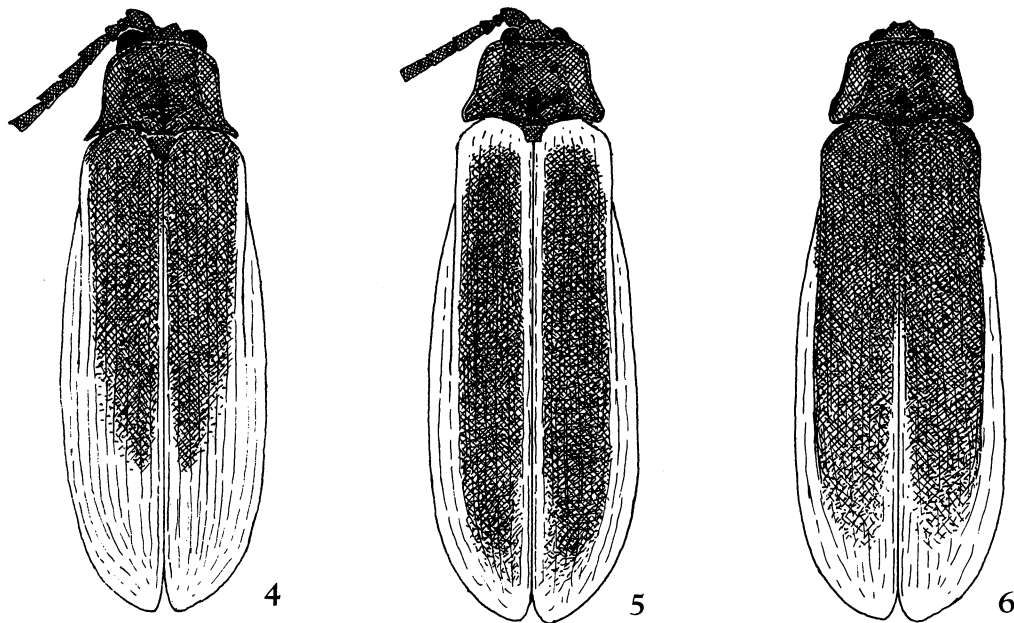
Body rather elongate oblong, slightly dilated posteriorly and flattened above.

Head with eyes transverse ; frons transversely depressed behind frontal tubercles,

which are separated from each other by a median sulcus ; eyes very large, hemispherically prominent, separated by one and a half times their radius ; vertex slightly convex. Maxillary palpi moderately stout, not long, with the terminal joint much longer than 2nd, oblong securiform. Terminal joint of labial palpi subtriangular, with the apical margin oblique and rounded. Antennae moderately slender, slightly serrate ; 1st joint thickened, obliquely truncate at apex, 2nd small, 3rd triangularly dilated, a half as long again as 2nd, a little longer than wide, 4th longly triangular, more than half as long again as 3rd, 5th to 10th as long as or a little longer than 4th, but progressively diminishing their width, 11th narrow and elongate, scarcely longer than the foregoing.

Prothorax trapezoidal, a half wider than long, widest at base ; front margin weakly rounded produced forwards, moderately thickly margined in middle ; front angles rounded ; sides subparallel or very slightly divergent posteriorly in anterior half, sinuate before base and strongly divergent at base ; hind angles sharply produced outwards ; base broadly emarginate on both sides ; disk very broadly longitudinally elevated but broadly transversely depressed in middle, outside the discal elevation deeply grooved longitudinally, punctured along front margin and between side margin and lateral groove on each side, median longitudinal groove present on hind half. Scutellum subquadrate and slightly narrowed to apex.

Elytra oblong, slightly narrowed at base and gradually widened to behind middle, and then broadly rounded at apex, about five times as long as prothorax, more than twice as long as wide ; each with nine weakly raised costae ; each interval consisting of a row of rounded or transversely subquadrate cells.



Figs. 4-6. Outline and colour pattern of body. Fig. 4. *Plateros kumatai* Nakane sp. nov. ; Fig. 5. *Plateros latevittatus* Nakane sp. nov. ; Fig. 6. *Plateros latevittatus latenigrescens* Nakane subsp. nov.

Under side rather shining ; 7th abdominal sternite emarginate at apex ; anal sternite narrow, longly triangular and somewhat lanceolate. Legs of moderate length ; trochanters relatively small, those of four hinder legs subtriangularly dilated ; femora slightly dilated ; tibiae rather stout, compressed and nearly straight, but inconspicuously sinuate along lower margin.

Male genitalia : penis long and slender, a little thickened at base, somewhat dilated and curiously modified at apex ; basal piece as usual.

Length : 7.6-8.0 mm ; width : 3.0 mm.

This species is very closely similar to *P. cimicoides* Kleine, but the body is a little more robust, the antennae are weakly but clearly serrate, with the 4th joint rather longly triangular, and the male genitalia are less winded.

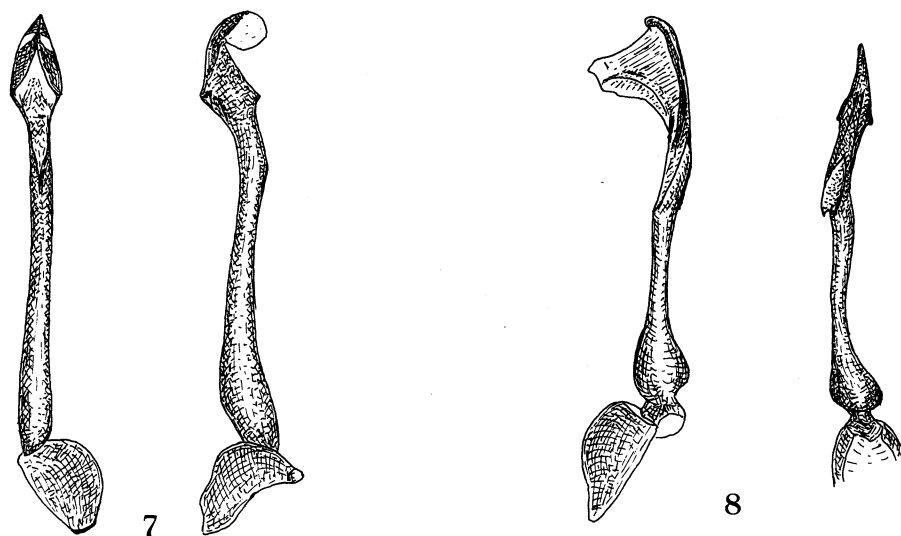
***Plateros latevittatus* Nakane sp. nov.**

Specimen examined : 1 ♂ N.E. Nepal Taplejung : Walungchung Gola, alt. 3310 m, 12. vi. 1962, T. Yasuda lgt. (holotype)

Blackish brown, with the mandibles, mouth part, base of trochanters and claws reddish or yellowish brown ; pronotum broadly obscurely reddish on both sides ; elytra reddish yellow, each with a broad blackish stripe from behind scutellum to before apex, occupying the space between 1st and 7th costae ; pubescence of body surface generally short, brown or fuscous, but reddish on yellow areas of elytra.

Body rather elongate oblong, slightly dilated posteriorly and flattened above.

Head with eyes transverse ; frons transversely depressed and medially foveolate just behind frontal elevation, which is slightly impressed along middle ; eyes not very large, hemispherically prominent, separated by twice their radius ; vertex slightly convex. Maxillary palpi moderately stout ; terminal joint oblong securiform. Terminal joint of



Figs. 7 & 8. Male genitalia. Fig. 7. *Plateros kumatai* Nakane sp. nov.

Fig. 8. *Plateros latevittatus* Nakane sp. nov.

labial palpi securiform, with apical margin oblique. Antennae subfiliform, rather short, reaching basal third of elytra; 1st joint bulbous, obliquely truncate at apex, 2nd small, not longer than wide, 3rd dilated, rounded triangular, twice as long as 2nd, 4th more than half as long again as and only very little wider than 3rd, 5th to 10th as long as 4th, but progressively decreasing their width, 11th narrow and elongate, a little longer than the foregoing.

Prothorax trapezoidal, a half wider than long, widest at base; front margin slightly rounded, moderately thickly margined; front angles rounded; sides slightly arched in anterior half, weakly sinuate behind middle and markedly divergent behind; hind angles bluntly produced obliquely outwards, with the apex rounded; base broadly sinuate-emarginate on both sides; disk broadly but slightly elevated longitudinally, not so strongly punctured along front margin and at sides, with a median longitudinal groove vaguely indicated in hind half and a pair of transversely oval nodules before scutellum; sides of disk moderately depressed longitudinally. Scutellum subquadrate, slightly depressed at middle.

Elytra oblong, gradually dilated from behind base to behind middle, and then broadly rounded at apex, five and a half times as long as prothorax, twice and a half as long as wide; each with nine distinct costae; intervals each consisting of a row of cells, which are various in shape, rounded or subquadrate or irregular.

Under side rather shining; 7th abdominal sternite emarginate at middle of apex; anal sternite narrow, somewhat convex before sharply acuminate apex. Legs of moderate length; trochanters relatively small, those of four hinder legs subtriangularly dilated; femora moderately dilated; tibiae rather stout, compressed and weakly arched in basal half.

Male genitalia: penis long and slender, swollen at base and subtriangularly dilated dorsally at apex; basal piece normal.

Length: 8.4 mm; width: 3.0 mm.

This new species is closely related to *P. cimicoides* Kleine and the preceding, but the hind angles of pronotum are more bluntly produced and rounded, the antennae are scarcely serrate and the male genitalia are differently formed.

subsp. ***latenigrescens* Nakane** subsp. nov.

Specimen examined: 1 ♂ Nepal: S. face of Panch Chuli, Balati Meadow, 9000 ft., 24. vii. 1951, Charlton Thomas lgt. (presented by F.P. Farquhar) (holotype-CAS)

Closely allied to the nominate form, but the blackish stripes of elytra are more expanded occupying whole base of elytra including humeral prominences, and the suture becomes blackish in anterior half. The shape of male genitalia is somewhat different.

***Conderis signicollis* (Kirsch)**

Kirsch, 1875, Mitt. Zool. Mus. Dresden, 1: 36 (*Calopteron*). —Waterhouse, 1879, Ill. Typ. Spec. Col. 1: 60, pl. 15-fig. 1. —Kleine, 1928, Ind. For. Rec. 13(6): 236.

=*festivus* C.O. Waterhouse, 1878, Trans. Ent. Soc. London, 1878: 102 & 110 (*Metriorrhynchus*).

= *velutinus* C.O. Waterhouse, 1878, l.c. : 110 (*Metriorrhynchus*).

Specimens examined : 1 ♂ Adhabar, Terai Forest, 27. vii. 1968, T. Kumata lgt. ; 1 ♂ Adhabar, Terai Forest, 15. vii. 1968, T. Kumata lgt. ; 1 ♀ E. Nepal : Arun Valley, 1000 ft., 18. vi. 1954, L. Swan lgt. (CAS)

***Xylobanus montanus* Kleine**

Kleine, 1928, Ind. For. Rec. 13(6) : 234, pl. 1-figs. 32-35.

Specimen examined : 1 ♂ Nepal : Kathmandu, Dist. Godavari, 16. vi. 1960, H. Brydon lgt. (CAS)

***Cautires incorruptus* Kleine**

Kleine, 1928, Ind. For. Rec. 13(6) : 229, pl. 1-fig. 16.

Specimens examined : 3 ♂ Adhabar, Terai Forest, 24. vi. 1968, T. Kumata lgt. ; 2 ♂ Adhabar, Terai Forest, 27. vi. 1968, T. Kumata lgt. ; 1 ♂ Adhabar, Terai Forest, 15. vii. 1968, T. Kumata lgt.

***Cautires postmaculatus* Kleine**

Kleine, 1926, Arch. f. Naturg. 1926 A (12) : 144, pl. 3-figs. 89 & 90.

Specimens examined : 1 ♂ Adhabar, Terai Forest, 27. vi. 1968, T. Kumata lgt. ; 1 ♀ Adhabar, Terai Forest, 15. vii. 1968, T. Kumata lgt.

***Calochromus thibetanus* Pic**

Pic, 1916, Mel. exot. Ent. 17 : 20. —Kleine, 1941, Stett. Ent. Zeitg. 102 : 224, fig. 31.

Specimens examined : 1 ♂ 3500-Gosainkund, 3000 m, 7. vi. 1968, T. Kumata lgt. ; 1 ♀ Kalikhola, No. 3 East, 1. vii. 1968, T. Matsumura lgt. ; 1 ♀ N.E. Nepal Taplejung : Ghunsa, alt. 3600 m, 27. v. 1962, T. Yasuda lgt.

***Calochromus triguttatus* Kleine**

Kleine, 1928, Ind. For. Rec. 13(6) : 260, pl. 4-fig. 118. —1941, Stett. Ent. Zeitg. 102 : 224, figs. 29, 62, 100 & 162.

Specimen examined : 1 ♂ N.E. Nepal : Taplejung : Ghunsa, alt. 3600 m, 27. v. 1962, T. Yasuda lgt.

References

- BOURGOIS, J., 1902. Deux nouvelles espèces de *Plateros* de l'Himalaya. Bull. Mus. Hist. Nat. Paris, 1902 : 92-93.
- 1905. Description de quatre espèces nouvelles de Lycides du Bengal. Ann. Soc. Ent. Belg., 49 : 46-48.
- GORHAN, H.S., 1890. Notes on the species of the families Lycidae and Lampyridae, contained in the Imperial Museum of Calcutta, with descriptions of new species, and a list of the species at present described from India. Trans. Ent. Soc. London, 1890 : 541-550.
- 1895. List of the Coleoptera in the collection of H.E. Andrewes Esq. from India and Burma, with descriptions of new species and notes. Families : Malacodermata—Erotylidae—Endo-

- mychidae. Ann. Soc. Ent. Belg., 39 : 293-330.
- KLEINE, R., 1924. Die Gattung *Lyponia* Waterhouse. Ent. Blätter, 20 : 170-175.
- 1925. Drei neue Lycidengenera des orientalischen Gebietes. Stett. Ent. Zeitg., 85 : 133-136.
- 1926. Bestimmungstabelle der Gattung *Cautires* C.O. Waterhouse. Arch. f. Naturg., 1926, A (12) : 118-144, pls. 1-3.
- 1927. Bestimmungstabelle der Gattung *Xylobanus* C.O. Waterhouse. Tijdschr. v. Ent., 70 : 43-72.
- 1928. Neue indische Lycidae nebst faunistischen Bemerkungen. Ind. Forest Rec., 13(6) : 221-268, pls. 1-5.
- 1930. Neue Lycidae aus dem indischen Gebiet. Stett. Ent. Zeitg., 91 : 94-103.
- 1933. Coleopterorum Catalogus auspiciis et auxilio W. Junk editus a S. Schenkling. Pars 128 : Lycidae. Berlin, 145pp.
- 1939. Entomological results from the Swedish Expedition 1934 to Burma and British India. Coleoptera : Brenthidae und Lycidae, gesammelt von Herrn René Malaise. Ark. f. Zool., 31A (12) : 1-23.
- 1941. Bestimmungstabelle der Gattung *Calochromus* Guér. (Col.) Stett. Ent. Zeitg., 102 : 206-241.
- PAPP, C.S., 1952. Eine neue *Calochromus*-Art und -Larve aus Indien (WestBengal) und ein Catalog über die bisher bekannten Arten (Coleoptera : Lycidae). Ark. f. Zool., (2)3(13) : 159-171, pl. 1.
- PIC, M., 1916. Diagnoses spécifiques. Mel. exot. Ent. 17 : 8-20.
- 1921. Contribution à l'étude des Lycides. L'Echange, 37(404-407), hors-texte : 1-16.
- 1923. Etude des Malacodermes de l'Indochine recueillis par M.R. Vitalis de Salvaza. Faune Ent. Indoch. Franç., 1 : 7-63.
- WATERHOUSE, C.O., 1878. On the different forms occurring in the coleopterous family Lycidae, with descriptions of new genera and species. Trans. Ent. Soc. London, 1878 : 95-118.
- 1879. Illustrations of typical specimens of Coleoptera in the collection of the British Museum. Part 1-Lycidae. London, 93pp.