

Annotated checklist of marine and estuarine fishes of Yaku-shima Island, Kagoshima, southern Japan

Hiroyuki Motomura^{1*}, Kaoru Kuriwa², Eri Katayama³, Hiroshi Senou⁴,
Gota Ogihara¹, Masatoshi Meguro¹, Mizuki Matsunuma¹, Yokko Takata²,
Tomohiro Yoshida¹, Masahiro Yamashita¹, Seishi Kimura⁵, Hiromitsu Endo³,
Atsunobu Murase⁶, Yukio Iwatsuki⁷, You Sakurai⁸, Shigeru Harazaki⁹,
Kouichi Hidaka⁷, Hikaru Izumi⁷, and Keiichi Matsuura²

¹Kagoshima University Museum, 1-21-30 Korimoto, Kagoshima 890-0065, Japan

²National Museum of Nature and Science, 3-23-1 Hyakunin-cho, Shinjuku-ku, Tokyo 169-0073, Japan

³Laboratory of Marine Biology, Faculty of Science, Kochi University, 2-5-1 Akebono, Kochi 780-8520 Japan

⁴Kanagawa Prefectural Museum of Natural History, 499 Iryuda, Odawara, Kanagawa 250-0031, Japan

⁵Fisheries Research Laboratory, Mie University, 4190-172 Wagu, Shima, Mie 517-0703, Japan

⁶Tateyama Station, Field Science Center, Tokyo University of Marine Science and Technology, 670 Banda, Tateyama, Chiba 294-0308, Japan

⁷Division of Fisheries Sciences, Faculty of Agriculture, University of Miyazaki, 1-1 Gakuen-kibanadai-nishi, Miyazaki 889-2192, Japan

⁸Okinawa Environmental Research Co., Ltd., 2-6-19 Aja, Naha, Okinawa 900-0003, Japan

⁹Diving Service Mori to Umi, 1559-1 Miyanoura, Yakushima, Kumage, Kagoshima 891-4205, Japan

*Corresponding author: e-mail: motomura@kaum.kagoshima-u.ac.jp

Abstract An annotated checklist of marine and estuarine fishes of Yaku-shima Island, Kagoshima Prefecture, southern Japan, was compiled from field and literature surveys. All registered specimens previously recorded from Yaku-shima Island in published papers were re-examined. A total of 951 species (382 genera, 112 families, 24 orders), including 374 species that represent the first reliable records from the island on the basis of collected specimens, are listed with citation of literature, registration numbers, sizes, localities in the island, nomenclatural and taxonomic remarks, and color photographs if available. A new Japanese name is proposed for a bythitid, *Alionematchichthys piger*. Zoogeographical implications of the Yaku-shima Island ichthyofauna are discussed.

Key words: fish fauna, checklist, Yaku-shima Island, Kagoshima, Japan, Kuroshio Current.

Introduction

In 1904–1905, Mr. Robert Anderson, who was a graduate student of Stanford University and usually studied birds, collected fishes from Yaku-shima and Tanega-shima Islands, Kagoshima, Japan. His collection was sent to the United States National Museum and Stanford University. In 1906 Jordan and Starks reported 20 species of fishes, including seven new species, from these islands on the basis of Anderson's collection. Thirteen of the 20 species were described on the basis of specimens from Yaku-shima Island, and these are currently deposited at the Museum Support Center of the Smithsonian Institution National Museum of Natural History, Suitland (formerly United States National Museum) and the California Academy of Sciences, San Francisco (all

fish specimens moved from Stanford University around 1969). These represent the oldest available fish specimens from Yaku-shima Island.

After Jordan and Starks (1906), no comprehensive reports on fishes from Yaku-shima Island were published for nearly 70 years until 1975. Arai and Ida (1975) reported 143 species from Yaku-shima and Tanega-shima Islands, 80 species of which were collected from Kusugawa on the northeast coast of Yaku-shima Island. Although Arai and Ida's (1975) report was based on collected specimens, they gave no indication of voucher specimens, including registration numbers. However, most of their specimens were in fact deposited at the National Museum of Nature and Science, Tokyo.

Recently, several reports on fishes from Yaku-

shima Island (e.g., Ichikawa et al., 1992; Kuniyasu, 1999; Matsumoto, 2001) were published by local divers and nature guides. These were based on underwater investigations, including underwater observations, photographs and movies, and observation at local fish markets. Ichikawa et al. (1992) provided a list of 580 species from Yaku-shima and Kuchierabu-shima Islands (the latter is located off the northwest of Yaku-shima Island), including freshwater fishes and species reported by Arai and Ida (1975). Ichikawa et al. (1992) gave only Japanese and scientific names and 14 underwater photographs but no information on observed fish sizes, localities, water depth, or specimens of species listed. Subsequently, Kuniyasu (1999) reported 333 species from Kurio on the southwest coast of Yaku-shima Island on the basis of underwater observation; he also did not collect any specimens. Matsumoto (2001–2005) published a series of underwater photographs of various Yaku-shima fish families, viz., Chaetodontidae (2001), Pomacanthidae (2002), Muraenidae (2004a), and Pomacentridae (2004b, 2005), but he also did not collect any specimens.

Since Yaku-shima Island is very important and interesting zoogeographically (see below), we made three large-scale Yaku-shima Expeditions in 2008–2009 (8–13 August 2008, 28 October–4 November 2008, and 25 July–1 August 2009) to elucidate the island's ichthyofauna and to clarify the influence of the Kuroshio Current on the ichthyofauna of southern Japan. In the expeditions and several small-scale surveys during this study, 4,386 specimens of 457 species of marine and estuarine fishes were collected, with 374 of the 457 species representing the first records from the island based on collected specimens.

This paper provides a list of 951 species of marine and estuarine fishes (382 genera, 112 families and 24 orders) occurring off Yaku-shima Island on the basis of published papers, underwater photographs, and collected specimens, along with color photographs where available. Previously reported specimens from Yaku-shima (Jordan and Starks, 1906; Arai and Ida, 1975) were re-identified during this study. The zoogeographical implications of the Yaku-shima Island ichthyofauna are discussed.

Yaku-shima Island and Kuroshio Current

Yaku-shima Island is located at 30°20'N, 130°32'E, ca. 60 km off south–southwest of Osumi Peninsula, Kagoshima Prefecture, southern Kyushu, Japan. The island, roughly circular in shape and with an area of ca. 505 km² and several mountains more than 1,000 m in height (highest 1,936 m), is the largest island in the Osumi Islands (and the ninth largest island in Japan). The Osumi Islands, including Tanega-shima, Yaku-shima, and Kuchierabu-jima Islands, are often treated as a part of the Ryukyu Islands, but the Ryukyu Islands are biogeographically defined as islands of Amami-oshima and southward. Yaku-shima Island, formed mostly of granite, has very limited flatlands and in its entirety appears as one large, steep mountain, with the mountain slope continuing under the sea. Thus, shallow waters, coral reefs and sandy beaches are very limited; most coastal areas are occupied by rocky reefs. Although such a monotonous environment in the coastal areas of an oceanic island generally results in a decrease in fish species diversity, Yaku-shima Island has a relatively higher diversity because the island faces a warm, strong water current, the Kuroshio Current, which brings tropical fishes from the south.

The Kuroshio Current flows from off the east of the Philippines to the Pacific coast of southern Japan, via Taiwan and west of the Ryukyu Islands (Fig. 1). The northwardly flowing current off the west of the Ryukyu Islands turns to the east and flows through the Tokara Islands (located between Yaku-shima and Amami-oshima Islands) (Lee et al., 2001). The current then turns north again toward the Pacific coasts of the islands of Kyushu, Shikoku, and Honshu (the main island of Japan) (Kamachi et al., 2004).

The Tokara Islands consist of 12 small islands in a row extending ca. 160 km north to south. There are two flow paths of the Kuroshio Current through the Tokara Islands (Chaen and Ichikawa, 2001): the more southerly route takes the current across the island chain from west to east around Nakano-shima Island; and the other, more northerly, route flows along the southern coast of Yaku-shima Island. The current alternates between the two flow paths on a 30–50 days cycle. Changes in



Fig. 1. Map of the East China Sea (from Kyushu to Taiwan) with the major water currents.

the flow path influence other minor water currents in the area, especially the Osumi Branch Current flowing between Yaku-shima Island and the southern tip of Osumi Peninsula. During a period when the Kuroshio Current flows around Yaku-shima Island, the Osumi Branch Current flows northeastward from Yaku-shima Island to Osumi Peninsula, but during a period when the Kuroshio Current takes its more southerly route, the direction of the Osumi Branch current is irregularly reversed to southwestward. So, the water currents around Yaku-shima Island are complex, with the flow rates and directions changing with seasons, water temperatures, and winds. These factors produce a unique ichthyofauna off the island.

Materials and methods

The systematic arrangement of families follows Nelson (2006). Scientific names generally followed Nakabo (2002) and Eschmeyer and Fricke (2009), with some modifications by recent

published or unpublished taxonomic studies. Species in families are arranged in alphabetical order by species name. Standard Japanese names (abbreviated as Jpn name) generally follow Nakabo (2002), and are transliterated using the Hepburn system. Each species record was compiled from voucher specimens and literature sources related to marine and estuarine fishes, including freshwa-



Fig. 2. Map of Yaku-shima Island. Names of places and rivers given in this map are used in text.

ter fishes collected from estuaries. Each voucher specimen includes registration number, number of specimens registered if more than one, standard length [abbreviated as SL; sometimes total length (TL) or disc width (DW)], and locality on Yakushima Island (Fig. 2). The list of specimens is followed by literature cited. Most specimens used in previously published papers were re-identified in this study, and information on SL and locality of the re-examined specimens are provided.

Specimens collected during the 2008–2009 Yaku-shima Expeditions have been deposited at collections of Laboratory of Marine Biology, Faculty of Science, Kochi University, Kochi, Japan (BSKU), Fisheries Research Laboratory, Mie University, Shima, Japan (FRLM), Kagoshima University Museum, Kagoshima, Japan (KAUM), Kanagawa Prefectural Museum of Natural History, Odawara, Japan (KPM), Division of Fisheries Sciences, Faculty of Agriculture, University of Miyazaki, Miyazaki, Japan (MUFS), and National Museum of Nature and Science, Tokyo, Japan (NSMT). Other collections referred in this study are as follows: Biological Laboratory, Akasaka Imperial Palace, Imperial Household, Tokyo, Japan (BLIP), California Academy of Sciences, San Francisco, USA (CAS and SU), Kyushu University Museum, Fukuoka, Japan (KYUM), Osaka Museum of Natural History, Osaka, Japan (OMNH), Museum Support Center of the Smithsonian Institution National Museum of Natural History, Suitland, USA (USNM), and University Museum, University of Tokyo, Tokyo, Japan (ZUMT).

Checklist

ORDER ORECTOLOBIFORMES

FAMILY ORECTOLOBIDAE

Orectolobus japonicus Regan, 1906

[Jpn name: Ose] (Fig. 3)

Ichikawa et al. (1992): Yaku-shima Island.

FAMILY HEMISCYLLIIDAE

Chiloscyllium punctatum Müller and Henle, 1838

[Jpn name: Inuzame]

Ichikawa et al. (1992): Yaku-shima Island.



Fig. 3. *Orectolobus japonicus* (off Isso, 8 m, 18 Jan. 2010, S. Harazaki).

FAMILY RHINCODONTIDAE

Rhincodon typus Smith, 1828

[Jpn name: Jimbezame]

Ichikawa et al. (1992): Yaku-shima Island.

ORDER LAMNIFORMES

FAMILY ALOPIIDAE

Alopias pelagicus Nakamura, 1935

[Jpn name: Nitari]

Ichikawa et al. (1992): Yaku-shima Island.

FAMILY CETORHINIDAE

Cetorhinus maximus (Gunnerus, 1765)

[Jpn name: Ubazame]

Ichikawa et al. (1992): Yaku-shima Island.

FAMILY LAMNIDAE

Isurus oxyrinchus Rafinesque, 1810

[Jpn name: Aozame]

Ichikawa et al. (1992): Yaku-shima Island.

ORDER CARCHARHINIFORMES

FAMILY PROSCYLLIIDAE

Galeocerdo cuvier (Péron and Lesueur, 1822)

[Jpn name: Itachizame]

Ichikawa et al. (1992): Yaku-shima Island.

Proscyllium venustum (Tanaka, 1912)

[Jpn name: Hyozame]

Ichikawa et al. (1992): Yaku-shima Island.

Trienodon obesus (Rüppell, 1837)

[Jpn name: Nemuribuka]

Ichikawa et al. (1992): Yaku-shima Island.

FAMILY SPHYRNIDAE

Sphyrna lewini (Griffith and Smith, 1834)

[Jpn name: Akashumokuzame]

Ichikawa et al. (1992): Yaku-shima Island.

ORDER MYLIOBATIFORMES

FAMILY DASYATIDAE

Dasyatis akajei (Müller and Henle, 1841)

[Jpn name: Akaei]

Ichikawa et al. (1992): Yaku-shima Island.

Dasyatis kuhlii (Müller and Henle, 1841)

[Jpn name: Yakkoei] (Fig. 4)

MUFS 25616, 719.5 mm DW, Kurio.

Ichikawa et al. (1992): Yaku-shima Island.

Kuniyasu (1999): Kurio.



Fig. 4. *Dasyatis kuhlii* (MUFS 25616, 719.5 mm DW).

FAMILY MYLIOBATIDAE

Aetobatus narinari (Euphrasen, 1790)

[Jpn name: Madaratobie]

Ichikawa et al. (1992): Yaku-shima Island.

ORDER ELOPIFORMES

FAMILY ELOPIDAE

Elops hawaiiensis Regan, 1909

[Jpn name: Karaiwashi]

Ichikawa et al. (1992): Yaku-shima Island.

FAMILY MEGALOPIDAE

Megalops cyprinoides (Broussonet, 1782)

[Jpn name: Isegoi] (Fig. 5)

KAUM-I. 24677, 120.8 mm SL, Ambo;

KAUM-I. 24678, 61.4 mm SL, Ambo.



Fig. 5. *Megalops cyprinoides* (KAUM-I. 24677, 120.8 mm SL, preserved specimen).

FAMILY ALBULIDAE

Albula forsteri Valenciennes, 1847

[Jpn name: Sotoiwashi] (Fig. 6)

Ichikawa et al. (1992): Yaku-shima Island. Hidaka et al. (2004): Isso.

Remarks: Hidaka et al. (2008) regarded *Albula argenteus* (Schneider, 1801) as a junior synonym of *Albula forsteri*.



Fig. 6. *Albula forsteri* (off Isso; after Hidaka et al., 2004).

ORDER ANGUILLIFORMES

FAMILY ANGUILLIDAE

Anguilla bicolor pacifica Schmidt, 1928

[Jpn name: Nyuginiaunagi] (Fig. 7)

Yamamoto et al. (2000): 19 specimens from Miyanaoura—NSMT—PL 100, 46.5–51.5 mm TL; OMHN—P 11281, 48.4 mm TL; OMHN—P 11282, 47.5 mm TL; OMHN—P 11283, 48.4 mm TL; OMHN—P 11284, 48.1 mm TL; OMHN—P 11285–11287, 49.9–50.3 mm TL; OMHN—P 11288, 51.0 mm TL. Yamamoto et al. (2001): 19 specimens, same with Yamamoto et al. (2000).



Fig. 7. *Anguilla bicolor pacifica* (OMHN-P 11288, 51.0 mm TL).

Anguilla japonica Temminck and Schlegel, 1846
[Jpn name: Unagi] (Fig. 8)

MUFS 25451, 121.6 mm SL, Kurio.

Jordan and Starks (1906): USNM 53542, 2 specimens, 247.1–256.5 mm SL, mouth of Miyanoura River. Ichikawa et al. (1992): Yaku-shima Island. Yamamoto et al. (2001): 1710 specimens, Miyanoura (uncataloged at Kyushu University Museum).



Fig. 8. *Anguilla japonica* (MUFS 25451, 121.6 mm SL, preserved specimen).

Anguilla marmorata Quoy and Gaimard, 1824
[Jpn name: Ounagi] (Fig. 9)

KYUM-PI-2541, 92.0 mm TL, mouth of Kurio River.

Ichikawa et al. (1992): Yaku-shima Island. Yamamoto et al. (2001): 340 specimens, Miyanoura (uncataloged at Kyushu University Museum).



Fig. 9. *Anguilla marmorata* (KYUM-PI-2541, 92.0 mm TL, preserved specimen).

FAMILY MURAENIDAE

Echidna nebulosa (Ahl, 1789)

[Jpn name: Kumoutsubo] (Fig. 10)

FRLM 34742, 123.9 mm SL, Kurio; KAUM-I. 11345, 113.5 mm SL, Kurio; KAUM-I. 11346, 119.9 mm SL, Kurio; KAUM-I. 11560, 111.6 mm SL, Ambo; KAUM-I. 21731, 222.4 mm SL, Kurio.

Ichikawa et al. (1992): Yaku-shima Island. Matsumoto (2004a): Mugio.



Fig. 10. *Echidna nebulosa* (KAUM-I. 21731, 222.4 mm SL).

Echidna polyzona (Richardson, 1845)

[Jpn name: Shimaarashiutsubo] (Fig. 11)

KAUM-I. 11559, 210.6 mm SL, Ambo; KPM-NI 22503, 129.5 mm TL, Yudomari.



Fig. 11. *Echidna polyzona* (KAUM-I. 11559, 210.6 mm SL).

Enchelycore schismatorhynchus (Bleeker, 1853)

[Jpn name: Hidautsubo] (Fig. 12)

KAUM-I. 20238, 366.3 mm SL, Kurio.



Fig. 12. *Enchelycore schismatorhynchus* (KAUM-I. 20238, 366.3 mm SL, preserved specimen).

Gymnomuraena zebra (Shaw, 1797)

[Jpn name: Zeburautsubo]

Ichikawa et al. (1992): Yaku-shima Island. Matsumoto (2004a): Yudomari.

Gymnothorax chilospilus Bleeker, 1864

[Jpn name: Minamiutsubo] (Fig. 13)

KAUM-I. 11299, 131.5 mm SL, Yudomari; NSMT-P 68026, 150.6 mm SL, Onoaida; NSMT-P 95398, 343.1 mm SL, Haruo.



Fig. 13. *Gymnothorax chilospilus* (KAUM-I. 11299, 131.5 mm SL).

Gymnothorax chlorostigma (Kaup, 1856)

[Jpn name: Hanabirautsubo]

Matsumoto (2004a): Kurio.

Remarks: *Gymnothorax chlorostigma* was synonymized with *Gymnothorax meleagris* by Böhlke and Randall (2000), but Hatooka (2002) regarded the former as a valid species.

Gymnothorax enigmaticus McCosker and Randall, 1982

[Jpn name: Shimautsubo] (Fig. 14)

KAUM-I. 11347, 105.5 mm SL, Kurio.



Fig. 14. *Gymnothorax enigmaticus* (KAUM-I. 11347, 105.5 mm SL).

Gymnothorax fimbriatus (Bennett, 1832)

[Jpn name: Herigoishiutsubo] (Fig. 15)

KAUM-I. 11130, 171.2 mm SL, Yudomari; KAUM-I. 11216, 154.5 mm SL, Kurio; KAUM-I. 11554, 398.9 mm SL, Ambo; KAUM-I. 11555, 402.1 mm SL, Ambo; KAUM-I. 11556, 424.2 mm SL, Ambo; KAUM-I. 11557, 320.9 mm SL, Ambo; KAUM-I. 11561, 150.5 mm SL, Ambo; KAUM-I. 11562, 178.2 mm SL, Ambo; KAUM-I. 21733, 338.4 mm SL, Kurio; KAUM-I. 21798, 132.0 mm SL, Kurio; KPM-NI 22502, 222.8 mm TL, Yudomari; NSMT-P 95417, 782.7 mm SL, Kurio.

Ichikawa et al. (1992): Yaku-shima Island. Matsumoto (2004a): Isso.



Fig. 15. *Gymnothorax fimbriatus* (KPM-NI 22502, 222.8 mm TL).

Gymnothorax flavimarginatus (Rüppell, 1830)

[Jpn name: Gomautsubo] (Fig. 16)

FRLM 34684, 109.4 mm SL, Kurio; KAUM-I. 11191, 98.9 mm SL, Kurio; KAUM-I. 11339, 98.9 mm SL, Kurio; KAUM-I. 11599, 233.0 mm SL, Ambo; KAUM-I. 20234, 56.3 mm SL, Kurio; KAUM-I. 20235, 209.0 mm SL, Kurio; KAUM-I. 20236, 134.9 mm SL, Kurio; KAUM-I. 20237, 105.4 mm SL, Kurio; KAUM-I. 21806, 281.0 mm SL, Kurio; NSMT-P 95416, 447.0 mm SL, Kurio.

Ichikawa et al. (1992): Yaku-shima Island. Matsumoto (2004a, as *Gymnothorax lavimarginatus*): Yudomari.



Fig. 16. *Gymnothorax flavimarginatus* (KAUM-I. 20235, 209.0 mm SL).

Gymnothorax isingteena (Richardson, 1845)

[Jpn name: Nisegoishiutsubo] (Fig. 17)

Ichikawa et al. (1992, as *Gymnothorax melanospilos*): Yaku-shima Island. Matsumoto (2004a): Kurio.

Remarks: Böhlke and McCosker (2001) regarded *Gymnothorax melanospilos* (Bleeker, 1855) as a junior synonym of *Gymnothorax isingteena*, but Hatooka (2002) treated the former as a valid species.



Fig. 17. *Gymnothorax isingteena* (off Isso, 10 m, 24 Dec. 2009, S. Harazaki).

Gymnothorax kidako (Temminck and Schlegel, 1847)

[Jpn name: Utsubo]

Ichikawa et al. (1992): Yaku-shima Island. Matsumoto (2004a): Yudomari.

Gymnothorax melanospilos (Bleeker, 1855)

[Jpn name: Dokuutsubo]

Ichikawa et al. (1992, as *Gymnothorax javanicus*): Yaku-shima Island. Kuniyasu (1999, as *Gymnothorax javanicus*): Kurio. Matsumoto (2004a): Kurio.

Gymnothorax melatremus Schultz, 1953

[Jpn name: Himeutsubo]

Matsumoto (2004a): Nagata.

Gymnothorax meleagris (Shaw, 1795)

[Jpn name: Wakautsubo] (Fig. 18)

FRLM 34743, 418.1 mm SL, Kurio; KAUM-I. 11140, 233.9 mm SL, Kurio; KAUM-I. 11200, 277.5 mm SL, Kurio; KAUM-I. 11284, 255.0 mm SL, Yudomari; KAUM-I. 11340, 457.9 mm SL, Kurio; KAUM-I. 11390, 457.9 mm SL, Kurio; KAUM-I. 11460, 179.3 mm SL, Isso; KAUM-I. 11461, 216.4 mm SL, Isso; KAUM-I. 11462, 341.6 mm SL, Isso; KAUM-I. 11480, 294.1 mm SL, Isso; KAUM-I. 11558, 347.2 mm SL, Ambo; KAUM-I. 20239, 372.7 mm SL, Kurio; KAUM-I. 21730, 475.7 mm SL, Kurio; KAUM-I. 21752, 475.3 mm SL, Kurio; KAUM-I. 21799, 83.1 mm SL, Kurio; KAUM-I. 21800, 88.8 mm SL, Kurio; KAUM-I. 22818, 99.2 mm SL, Kurio; KAUM-I. 22819, 75.7 mm SL, Kurio; NSMT-P 68025, 229.8 mm SL, Miyanoura; NSMT-P 95419, 370.0 mm SL, Kurio; NSMT-P 95420, 393.9 mm SL, Kurio; NSMT-P 95421, 390.4 mm SL, Kurio; NSMT-P 95422, 2 specimens, 303.0–326.1 mm SL, Kurio.

Ichikawa et al. (1992): Yaku-shima Island. Matsumoto (2004a): Mugio.



Fig. 18. *Gymnothorax meleagris* (KAUM-I. 11340, 457.9 mm SL).

Gymnothorax nudivomer (Günther, 1867)

[Jpn name: Adeutsubo]

Matsumoto (2004a): Isso.

Gymnothorax pictus (Ahl, 1789)

[Jpn name: Aseutsubo] (Fig. 19)

KAUM-I. 11552, 518.0 mm SL, Ambo;
KAUM-I. 11553, 371.0 mm SL, Ambo; KAUM-I. 21801, 104.7 mm SL, Kurio.



Fig. 19. *Gymnothorax pictus* (KAUM-I. 21801, 104.7 mm SL).

Gymnothorax thyrsoideus (Richardson, 1845)

[Jpn name: Sabiutsubo] (Fig. 20)

KAUM-I. 21732, 258.4 mm SL, Kurio.

Ichikawa et al. (1992): Yaku-shima Island.
Kuniyasu (1999): Kurio. Matsumoto (2004a):
Isso.



Fig. 20. *Gymnothorax thyrsoideus* (KAUM-I. 21732, 258.4 mm SL).

Gymnothorax undulatus (Lacepède, 1803)

[Jpn name: Namiutsubo]

Matsumoto (2004a): Isso.

Gymnothorax zonipectis Seale, 1906

[Jpn name: Hireobiutsubo]

Matsumoto (2004a): Isso.

Muraena pardalis (Temminck and Schlegel, 1846)

[Jpn name: Torautsubo] (Fig. 21)

KAUM-I. 11298, 74.9 mm SL, Yudomari.

Ichikawa et al. (1992): Yaku-shima Island.
Matsumoto (2004a): Hirauchi.



Fig. 21. *Muraena pardalis* (KAUM-I. 11298, 74.9 mm SL).

Rhinomuraena quaesita Garman, 1888

[Jpn name: Hanahigeutsubo] (Fig. 22)

Matsumoto (2004a): Isso.



Fig. 22. *Rhinomuraena quaesita* (upper: off Isso, 18 m, 2 Mar. 2005, S. Harazaki; lower: off Isso, 12 m, 3 Mar. 2005, S. Harazaki).

Scuticaria tigrina (Lesson, 1828)

[Jpn name: Moyokikaiutsubo]

Matsumoto (2004a): Isso.

Uropterygius macrocephalus (Bleeker, 1865)

[Jpn name: Hoshikikaiutsubo] (Fig. 23)

KAUM-I. 11402, 63.4 mm SL, Kurio.



Fig. 23. *Uropterygius macrocephalus* (KAUM-I. 11402, 63.4 mm SL).

Uropterygius micropterus (Bleeker, 1852)

[Jpn name: Amikikaiutsubo] (Fig. 24)

NSMT-P 77568, 294.6 mm TL, Kurio.



Fig. 24. *Uropterygius micropterus* (NSMT-P 77568, 294.6 mm TL).

FAMILY OPHICHTHIDAE

Leiuranus semicinctus (Lay and Bennett, 1839)

[Jpn name: Soraumihebi] (Fig. 25)

KAUM-I. 11600, 213.0 mm SL, Ambo.

Myrichthys colubrinus (Boddaert, 1781)

[Jpn name: Shimaumihebi]

Ichikawa et al. (1992): Yaku-shima Island.




Fig. 25. *Leiuranus semicinctus* (KAUM-I. 11600, 213.0 mm SL).

Myrichthys maculosus (Cuvier, 1816)

[Jpn name: Goishiumihebi]

Ichikawa et al. (1992, as *Myrichthys aki*):
Yaku-shima Island.

Remarks: *Myrichthys aki* Tanaka 1917 is a
junior synonym of *Myrichthys maculosus*.

Pisodonophis cancrivorus (Richardson, 1848)

[Jpn name: Minamihotateumihebi]

Ichikawa et al. (1992): Yaku-shima Island.

FAMILY CONGRIDAE

Conger japonicus Bleeker, 1879

[Jpn name: Kuroanago] (Fig. 26)

KAUM-I. 20110, 277.5 mm SL, Yudomari.

Ichikawa et al. (1992): Yaku-shima Island.




Fig. 26. *Conger japonicus* (KAUM-I. 20110, 277.5 mm SL).

Heteroconger hassi (Klausewitz and Eibl-Eibesfeldt, 1959)

[Jpn name: Chin-anago] (Fig. 27)

ORDER CLUPEIFORMES

FAMILY CLUPEIDAE

Sardinops melanostictus (Temminck and Schlegel, 1846)

[Jpn name: Maiwashi]

Ichikawa et al. (1992): Yaku-shima Island.



Fig. 27. *Heteroconger hassi* (off Isso, 16 m, 19 Jan. 2010, S. Harazaki).

Spratelloides gracilis (Temminck and Schlegel, 1846)
[Jpn name: Kibinago]

Ichikawa et al. (1992): Yaku-shima Island.
Kuniyasu (1999, as *Spratelloides* sp.): Kurio.
MOSC (2002): Isso, Ambo and Kurio.

FAMILY CHANIDAE

Chanos chanos (Forsskål, 1775)

[Jpn name: Sabahi]

Senta and Hirai (1981): 65 specimens, less than 16 mm TL, Miyanouura.

ORDER SILURIFORMES

FAMILY PLOTOSIDAE

Plotosus japonicus Yoshino and Kishimoto, 2008

[Jpn name: Gonzui] (Fig. 28)

KAUM-I. 11165, 68.4 mm SL, Kurio;
KAUM-I. 11286, 133.1 mm SL, Yudomari;
KAUM-I. 11624, 128.6 mm SL, Yudomari;
KAUM-I. 11625, 60.6 mm SL, Yudomari;
KAUM-I. 11626, 113.2 mm SL, Yudomari;
KAUM-I. 11627, 118.2 mm SL, Yudomari;
KAUM-I. 11628, 115 mm SL, Yudomari;

KAUM-I. 11629, 61.9 mm SL, Yudomari;
KAUM-I. 11630, 58.5 mm SL, Yudomari;
KAUM-I. 11631, 59.7 mm SL, Yudomari;
KAUM-I. 11632, 58.0 mm SL, Yudomari;
KAUM-I. 11633, 57.7 mm SL, Yudomari;
KAUM-I. 11634, 59.4 mm SL, Yudomari;
KAUM-I. 11635, 57.5 mm SL, Yudomari;
KAUM-I. 11636, 60.9 mm SL, Yudomari;
KAUM-I. 11637, 62.6 mm SL, Yudomari;
KAUM-I. 11638, 62.1 mm SL, Yudomari;
KAUM-I. 11639, 61.2 mm SL, Yudomari;
KAUM-I. 11640, 60.4 mm SL, Yudomari;
KAUM-I. 11641, 63.0 mm SL, Yudomari;
KAUM-I. 11642, 59.3 mm SL, Yudomari;
KAUM-I. 11643, 57.7 mm SL, Yudomari;
KAUM-I. 11644, 61.9 mm SL, Yudomari;
KAUM-I. 11645, 58.5 mm SL, Yudomari;
KAUM-I. 11646, 57.0 mm SL, Yudomari;
KAUM-I. 11647, 56.2 mm SL, Yudomari;
KAUM-I. 11648, 54.3 mm SL, Yudomari;
KAUM-I. 11649, 59.7 mm SL, Yudomari;
KAUM-I. 11650, 60.4 mm SL, Yudomari;
KAUM-I. 20091, 141.5 mm SL, Yudomari;
KAUM-I. 20144, 153.0 mm SL, Yudomari;
KAUM-I. 21753, 58.9 mm SL, Kurio; NSMT-P 91358, 70 mm SL, Yudomari; NSMT-P 91359, 65 specimens, 23–70 mm SL, Yudomari; NSMT-P 91379, 30 mm SL, Kurio; NSMT-P 91499, 32 specimens, 31–134 mm SL, Kurio; NSMT-P 91501, 71 mm SL, Kurio.

Arai and Ida (1975, as *Plotosus anguillicaudatus*): Kusugawa (one specimen was reported, but not found at NSMT). Ichikawa et al. (1992, as *Plotosus lineatus*): Yaku-shima Island. Kuniyasu (1999, as *Plotosus lineatus*): Kurio.



Fig. 28. *Plotosus japonicus* (KAUM-I. 11625, 60.6 mm SL).

ORDER OSMERIFORMES

FAMILY OSMERIDAE

Plecoglossus altivelis altivelis Temminck and Schlegel, 1846
[Jpn name: Ayu]

Ichikawa et al. (1992): Yaku-shima Island.
Yonezawa (2003b): Isso, Miyanoura, Ambo and Kurio Rivers.

ORDER AULOPIFORMES

Family SYNODONTIDAE

Saurida gracilis (Quoy and Gaimard, 1824)

[Jpn name: Madaraeso] (Fig. 29)

FRLM 34708, 167.3 mm SL, Yudomari.

Ichikawa et al. (1992): Yaku-shima Island.
Kuniyasu (1999): Kurio.



Fig. 29. *Saurida gracilis* (FRLM 34708, 167.3 mm SL).

Synodus dermatogenys Fowler, 1912

[Jpn name: Minamiakaeso] (Fig. 30)

KAUM-I. 11301, 135.5 mm SL, Yudomari;

KAUM-I. 11302, 144.4 mm SL, Yudomari.

Kuniyasu (1999, as *Synodus variegatus*): Kurio.



Fig. 30. *Synodus dermatogenys* (KAUM-I. 11301, 135.5 mm SL).

Synodus fuscus Tanaka, 1917

[Jpn name: Sunaeso] (Fig. 31)

BSKU 96635, 104.3 mm SL, Isso.



Fig. 31. *Synodus fuscus* (BSKU 96635, 104.3 mm SL).

Synodus jaculum Russell and Cressey, 1979

[Jpn name: Oguroeso]

Kuniyasu (1999): Kurio.

Synodus ulae Schultz, 1953

[Jpn name: Akaeso] (Fig. 32)

KPM-NI 24258, 185.2 mm SL, Yoshida; NS-MT-P 58106, 139.5 mm SL, Kusugawa; NSMT-P 96391, 165.7 mm SL, mouth of Tainoko River.

Ichikawa et al. (1992): Yaku-shima Island.



Fig. 32. *Synodus ulae* (KPM-NI 24258, 185.2 mm SL).

Synodus variegatus (Lacepède, 1803)

[Jpn name: Hitosujieso]

Kuniyasu (1999, as *Synodus englemani*): Kurio.

Remarks: Kuniyasu's (1999) identification is uncertain.

Trachinocephalus myops (Forster, 1801)

[Jpn name: Okieso]

Ichikawa et al. (1992): Yaku-shima Island.

ORDER LAMPRIFORMES

FAMILY LAMPRIDAE

Lampris guttatus (Brünnich, 1788)

[Jpn name: Akamambo] (Fig. 33)

KAUM-I. 24997, ca. 1000 mm SL, off Isso (preserved caudal fin only).

Remarks: This specimen was collected by hand on 29 May 2007 from water surface off Isso (30°46'N, 130°47'E) where the fish drifted in a state of suspended animation.



Fig. 33. *Lampris guttatus* (KAUM-I. 24997, preserved caudal fin only).

ORDER GADIFORMES

FAMILY MACROURIDAE

Hymenocephalus lethonemus Jordan and Gilbert, 1904
[Jpn name: Itodara] (Fig. 34)

NSMT-P 94418, 5 specimens, 129.2–172.7 mm (lacking posterior portion of caudal peduncle), off east of Yaku-shima Island.



Fig. 34. *Hymenocephalus lethonemus* (NSMT-P 94418, 129.2 mm, preserved specimen).

Nezumia condylura Jordan and Gilbert, 1904
[Jpn name: Nezumidara] (Fig. 35)

NSMT-P 94557, 2 specimens, 127.3–149.0 mm (lacking posterior portion of caudal peduncle), off east of Yaku-shima Island.



Fig. 35. *Nezumia condylura* (NSMT-P 94557, 149.0 mm, preserved specimen).

ORDER OPHIDIIFORMES

FAMILY OPHIDIIDAE

Brotula multibarbata Temminck and Schlegel, 1846
[Jpn name: Itachiuo]

Ichikawa et al. (1992): Yaku-shima Island.

FAMILY BYTHITIDAE

Alionematchthys piger (Alcock, 1890)

[New Jpn name: Hadakaryukyuitachiuo] (Fig. 36)

Møller et al. (2008): KAUM-I. 11482, 58.6 mm SL, Isso; KAUM-I. 11483, 52.1 mm SL, Isso.

Remarks: Møller et al. (2008) redescribed *Dinematchthys piger* Alcock as a member of *Alionematchthys*, based on 2288 specimens, including several specimens from the Ryukyu Islands, two of which were collected from Yaku-shima Island. The Yaku-shima specimens represent the northernmost records of the species. A new standard Japanese name, Hadaka-ryukyu-itachiyo, is proposed here for the species because it can easily be distinguished from *A. riukiensis*, a congener co-occurring in Japan, by lacking scales above the opercular spine (vs. scales present in the latter).



Fig. 36. *Alionematchthys piger* (KAUM-I. 11482, 58.6 mm SL, preserved specimen).

Alionematchthys riukiensis (Aoyagi, 1954)

[Jpn name: Ryukyuitachiuo] (Fig. 37)

Møller et al. (2008): KAUM-I. 11459, 62.7 mm SL, Isso; KAUM-I. 11484, 56.4 mm SL, Isso.

Remarks: This species, previously classified in the genus *Dinematchthys*, was transferred to a new genus, *Alionematchthys*, by Møller et al. (2008).



Fig. 37. *Alionemataichthys riukiensis* (KAUM-I. 11459, 62.7 mm SL).

Diancistrus fuscus (Fowler, 1946)

[Jpn name: Sangoitachiuo] (Fig. 38)

KAUM-I. 11279, 54.3 mm SL, Yudomari.

Remarks: This species has been regarded as a species of *Brotulina* (e.g., Nielsen et al., 1999; Nakabo, 2002), but Schwarzahns et al. (2005) considered it a species of *Diancistrus*.



Fig. 38. *Diancistrus fuscus* (KAUM-I. 11279, 54.3 mm SL).

ORDER LOPHIIFORMES

Family ANTENNARIIDAE

Antennarius commerson (Latreille, 1804)

[Jpn name: Omonkaeruanko] (Fig. 39)

Ichikawa et al. (1992, as *Antennarius moluccensis*): Yaku-shima Island.



Fig. 39. *Antennarius commerson* (off Isso, 25 m, 8 Apr. 2007, S. Harazaki).

Antennarius maculatus (Desjardins, 1840)

[Jpn name: Kumadorikaeruanko] (Fig. 40)



Fig. 40. *Antennarius maculatus* (off Isso, 5 m, 28 Apr. 2007, S. Harazaki).

Antennarius pictus (Shaw, 1794)

[Jpn name: Irokaeruanko] (Fig. 41)

KAUM-I. 20230, 50.6 mm SL, Kurio.




Fig. 41. *Antennarius pictus* (KAUM-I. 20230, 50.6 mm SL).

Histrio histrio (Linnaeus, 1758)

[Jpn name: Hanaokoze] (Fig. 42)

KPM-NI 24779, 14.9 mm SL, Kurio.

Ichikawa et al. (1992): Yaku-shima Island.



Fig. 42. *Histrio histrio* (upper: KPM-NI 24779, 14.9 mm SL; lower: off Isso, 1 m, 8 Apr. 2007, S. Harazaki).

ORDER MUGILIFORMES

FAMILY MUGILIDAE

Chelon macrolepis (Smith, 1846)

[Jpn name: Kobora] (Fig. 43)

KAUM-I. 11157, 106.9 mm SL, Kurio; KAUM-I. 11319, 33.8 mm SL, Ambo; KAUM-I. 11768, 24.0 mm SL, Nagakubo; KAUM-I. 15587, 48.7 mm SL, Yaku-shima Island; KAUM-I. 24683, 41.9 mm SL, mouth of Kurio River; KAUM-I. 24684, 42.0 mm SL, mouth of Kurio River; KAUM-I. 24685, 41.4 mm SL, mouth of Kurio River; NSMT-P 91597, 62 mm SL, Nagakubo; NSMT-P 91598, 7 specimens, 33–76 mm SL, Nagakubo; NSMT-P 91665, 97 mm SL, Kurio; NSMT-P 91666, 4 specimens, 61–101 mm SL, Kurio; NSMT-P 91669, 108.5 mm SL, Kurio.



Fig. 43. *Chelon macrolepis* (KAUM-I. 11157, 106.9 mm SL, preserved specimen).

Crenimugil crenilabris (Forsskål, 1775)

[Jpn name: Furaibora] (Fig. 44)

KAUM-I. 11159, 85.9 mm SL, Kurio; KAUM-I. 11173, 43.3 mm SL, Kurio; KAUM-I. 11174, 35.9 mm SL, Kurio; KAUM-I. 20540, 40.3 mm SL, Yudomari; NSMT-P 91667, 79.3 mm SL, Kurio.

Arai and Ida (1975): NSMT-P 17814, 52.0 mm SL, Kusugawa. Ichikawa et al. (1992): Yaku-shima Island. MOSC (2002): Isso, Ambo and Kurio.



Fig. 44. *Crenimugil crenilabris* (NSMT-P 91667, 79.3 mm SL).

Ellochelon vaigiensis (Quoy and Gaimard, 1825)

[Jpn name: Onibora]

Arai and Ida (1975, as *Chelon vaigiensis*): Kusugawa [two specimens (20–36 mm TL) were reported, but not found at NSMT].

Moolgarda engeli (Bleeker 1858-59)

[Jpn name: Monnashibora] (Fig. 45)

KAUM-I. 24736, 25.3 mm SL, mouth of Kurio River; KAUM-I. 24737, 26.0 mm SL, mouth of Kurio River; KAUM-I. 24742, 22.0 mm SL, mouth of Kurio River.



Fig. 45. *Moolgarda engeli* (KAUM-I. 24736, 25.3 mm SL, preserved specimen).

Moolgarda perusii (Valenciennes, 1836)

[Jpn name: Nan-yobora] (Fig. 46)

KAUM-I. 24738, 25.2 mm SL, mouth of Kurio River; KAUM-I. 24739, 23.4 mm SL, mouth of Kurio River; KAUM-I. 24740, 22.1 mm SL, mouth of Kurio River; KAUM-I. 24741, 24.4 mm SL, mouth of Kurio River.



Fig. 46. *Moolgarda perusii* (KAUM-I. 24741, 24.4 mm SL, preserved specimen).

Moolgarda seheli (Forsskål, 1775)

[Jpn name: Taiwammenada] (Fig. 47)

KAUM-I. 11321, 54.1 mm SL, Nagakubo; KAUM-I. 21739, 27.3 mm SL, Kurio; KAUM-I. 21740, 26.3 mm SL, Kurio; KAUM-I. 24735, 27.4 mm SL, mouth of Kurio River.



Fig. 47. *Moolgarda seheli* (KAUM-I. 11321, 54.1 mm SL).

Mugil cephalus cephalus Linnaeus, 1758

[Jpn name: Bora] (Fig. 48)

KAUM-I. 11769, 23.0 mm SL, Nagakubo; KAUM-I. 15417, 136.4 mm SL, Yaku-shima Island; KAUM-I. 15418, 74.4 mm SL, Yaku-shima Island; KAUM-I. 15425, 137.0 mm SL, Yaku-shima Island; KAUM-I. 15428, 102.8 mm SL, Yaku-shima Island; KAUM-I. 20064, 131.9 mm SL, Yudomari; KAUM-I. 24686, 79.2 mm SL, Ambo; KAUM-I. 24687, 71.1 mm SL, Ambo; KPM-NI 24659, 293.0 mm SL, mouth of Ambo River; NSMT-P 91597, 61.5 mm SL, Nagakubo;

NSMT-P 91598, 7 specimens, 31.5–75.0 mm SL, Nagakubo; NSMT-P 91665, 95.7 mm SL, Kurio; NSMT-P 91666, 3 specimens, 88.9–99.7 mm SL, Kurio.

Ichikawa et al. (1992): Yaku-shima Island. Kuniyasu (1999): Kurio.



Fig. 48. *Mugil cephalus cephalus* (KAUM-I. 20064, 131.9 mm SL).

ORDER ATHERINIFORMES

FAMILY ATHERINIDAE

Atherinomorlus lacunosus (Forster, 1801)

[Jpn name: Yakushimaiwashi] (Fig. 49)

KPM-NI 23005, 127.8 mm SL, mouth of Nagata River.

Jordan and Starks (1906), Kimura et al. (2007): SU 9354, holotype of *Atherina morrisi* Jordan and Starks, 1906, 102 mm SL, Yaku-shima Island.



Fig. 49. *Atherinomorlus lacunosus* (KPM-NI 23005, 127.8 mm SL).

Atherion elymus Jordan and Starks, 1901

[Jpn name: Mugiiwashi] (Fig. 50)

BSKU 96892, 29.3 mm SL, Kurio; FRLM 34645, 30.2 mm SL, Kurio; FRLM 34646, 30.4 mm SL, Kurio; FRLM 34647, 34.5 mm SL, Kurio; FRLM 34648, 33.9 mm SL, Kurio; FRLM 34649, 31.0 mm SL, Kurio; FRLM 34650, 49 specimens, 20.2–31.9 mm SL, Kurio; FRLM 34671, 23.3 mm SL, Kurio; FRLM 34720, 34.2

mm SL, Kurio; KAUM-I. 11403, 35.2 mm SL, Kurio Beach; KAUM-I. 11405, 29.4 mm SL, Kurio Beach; KAUM-I. 11406, 27.9 mm SL, Kurio Beach; KAUM-I. 11412, 24.2 mm SL, Kurio Beach; KAUM-I. 11414, 29.8 mm SL, Kurio; KAUM-I. 20250, 25.7 mm SL, Kurio; KAUM-I. 20334, 35.7 mm SL, Isso; KAUM-I. 20335, 29.7 mm SL, Isso; KAUM-I. 20336, 34.7 mm SL, Isso; KAUM-I. 20337, 29.7 mm SL, Isso; KAUM-I. 20338, 28.7 mm SL, Isso; KAUM-I. 21830, 28.7 mm SL, Kurio; KAUM-I. 23549, 28.6 mm SL, Kurio.



Fig. 50. *Atherion elymus* (KAUM-I. 20250, 25.7 mm SL).

Hypoatherina valencienni (Bleeker, 1853)

[Jpn name: Togoroiwashi]

Ichikawa et al. (1992): Yaku-shima Island.

ORDER BELONIFORMES

FAMILY EXOCOETIDAE

Cheilopogon agoo (Temminck and Schlegel, 1846)

[Jpn name: Tobiuo] (Fig. 51)

Jordan and Starks (1906): USNM 53535, 259.7 mm SL, Yaku-shima Island. Ichikawa et al. (1992): Yaku-shima Island.



Fig. 51. *Cheilopogon agoo* (USNM 53535, 259.7 mm SL, preserved specimen).

Cheilopogon cyanopterus (Valenciennes, 1847)

[Jpn name: Karasutobiuo] (Fig. 52)

NSMT-P 95149, 264.1 mm SL, Yaku-shima Island.

Ichikawa et al. (1992): Yaku-shima Island.



Fig. 52. *Cheilopogon cyanopterus* (NSMT-P 95149, 264.1 mm SL).

Cheilopogon pinnatibarbus japonicus (Franz, 1910)

[Jpn name: Hamatobiuo] (Fig. 53)

NSMT-P 64314, 294.8 mm SL, Yaku-shima Island.

Ichikawa et al. (1992): Yaku-shima Island.



Fig. 53. *Cheilopogon pinnatibarbus japonicus* (NSMT-P 64314, 294.8 mm SL, preserved specimen).

Cheilopogon furcatus furcatus (Mitchill, 1815)

[Jpn name: Omenatsutobi] (Fig. 54)

NSMT-P 95150, 278.6 mm SL, Yaku-shima Island; NSMT-P 95151, 288.2 mm SL, Yaku-shima Island.

Remarks: This species has been regarded as *Cypselurus antoncichi* Woods and Schultz, 1953 by numerous authors, but Parin (2009) recently synonymized it with *C. furcatus*.



Fig. 54. *Cheilopogon furcatus furcatus* (NSMT-P 95150, 278.6 mm SL).

Cypselurus furcatus fisunovi (Parin and Belyanina, 1998)

[Jpn name: Shirofuchitobiuo]

KAUM-I. 8368, 201.6 mm SL, Yaku-shima Island.

Cypselurus heterurus doederleini (Steindachner, 1887)

[Jpn name: Tsukushitobiuo]

Ichikawa et al. (1992): Yaku-shima Island.

Cypselurus poecilopterus (Valenciennes, 1847)

[Jpn name: Ayatobiuo] (Fig. 55)

KAUM-I. 21944, 162.7 mm SL, Yaku-shima Island; NSMT-P 95152, 162.6 mm SL, Yaku-shima Island; NSMT-P 95153, 2 specimens, 165.5–171.9 mm SL, Yaku-shima Island.

Ichikawa et al. (1992): Yaku-shima Island.



Fig. 55. *Cypselurus poecilopterus* (KAUM-I. 21944, 162.7 mm SL).

Exocoetus monocirrhus Richardson, 1846

[Jpn name: Hagoromotobiuo]

Ichikawa et al. (1992): Yaku-shima Island.

Hirundichthys speculiger (Valenciennes, 1847)

[Jpn name: Ninojitobiuo] (Fig. 56)

KAUM-I. 15868, 46.0 mm SL, off northwest of Yaku-shima Island; KAUM-I. 15895, 62.8 mm SL, off northwest of Yaku-shima Island; KAUM-I. 15921 83.7 mm SL, off northwest of Yaku-shima Island.



Fig. 56. *Hirundichthys speculiger* (KAUM-I. 15895, 62.8 mm SL, preserved specimen).

Parexocoetus brachypterus brachypterus (Richardson, 1846)

[Jpn name: Tsumaritobiuo]

Ichikawa et al. (1992): Yaku-shima Island.

FAMILY HEMIRAMPHIDAE

Euleptorhamphus viridis (van Hasselt, 1823)

[Jpn name: Tozayori]

Ichikawa et al. (1992): Yaku-shima Island.

Hemiramphus lutkei Valenciennes, 1847

[Jpn name: Nan-yosayori]

Ichikawa et al. (1992): Yaku-shima Island.

Oxyporhamphus micropterus micropterus (Valenciennes, 1847)

[Jpn name: Sayoritobiuo]

Ichikawa et al. (1992): Yaku-shima Island.

FAMILY BELONIDAE

Ablennes hians (Valenciennes, 1846)

[Jpn name: Hamadatsu]

Ichikawa et al. (1992): Yaku-shima Island.

Platybelone argalus platyura (Bennett, 1832)

[Jpn name: Himedatsu]

Ichikawa et al. (1992): Yaku-shima Island.

Tylosurus acus melanotus (Bleeker, 1850)

[Jpn name: Tenjikudatsu] (Fig. 57)

KAUM-I. 1898, 131.2 mm SL, Yudomari; KPM-NI 24669, 714.8 mm SL, Onoaida.

Ichikawa et al. (1992): Yaku-shima Island.



Fig. 57. *Tylosurus acus melanotus* (KPM-NI 24669, 714.8 mm SL).

Tylosurus crocodilus crocodilus (Péron and Lesueur, 1821)

[Jpn name: Okizayori] (Fig. 58)

KAUM-I. 11141, 182.3 mm SL, Kurio; KAUM-I. 25228, 482.2 mm SL, Onoaida; KPM-NI 24664, 419.0 mm SL, mouth of Nagata River; KPM-NI 24668, 746.6 mm SL, Onoaida; KPM-NI 24670, 613.6 mm SL, Onoaida; NSMT-P 96079, 412.7 mm SL, Ambo.

Ichikawa et al. (1992): Yaku-shima Island.



Fig. 58. *Tylosurus crocodilus crocodilus* (KPM-NI 24664, 419.0 mm SL).

FAMILY SCOMBERESOCIDAE

Cololabis saira (Brevoort 1856)

[Jpn name: Samma]

Ichikawa et al. (1992): Yaku-shima Island.

ORDER BERYCIFORMES

FAMILY MONOCENTRIDAE

Monocentris japonica (Houttuyn, 1782)

[Jpn name: Matsukasauo]

Ichikawa et al. (1992): Yaku-shima Island.

FAMILY HOLOCENTRIDAE

Myripristis berndti Jordan and Evermann, 1903

[Jpn name: Akamatsukasa]

Ichikawa et al. (1992): Yaku-shima Island.

Kuniyasu (1999): Kurio.

Myripristis botche Cuvier, 1829

[Jpn name: Urokomatsukasa]

Kuniyasu (1999): Kurio.

Myripristis kuntee Valenciennes, 1831

[Jpn name: Kuroobimatsukasa]

Kuniyasu (1999): Kurio.

Myripristis murdjan (Forsskål, 1775)

[Jpn name: Yogorematsukasa] (Fig. 59)

KAUM-I. 11463, 108.0 mm SL, Isso.



Fig. 59. *Myripristis murdjan* (KAUM-I. 11463, 108.0 mm SL).

Myripristis violacea Bleeker, 1851

[Jpn name: Seguromatsukasa] (Fig. 60)



Fig. 60. *Myripristis violacea* (off Isso, 6 m, 29 Dec. 2008, S. Harazaki).

Ostichthys japonicus (Cuvier, 1829)

[Jpn name: Ebisudai] (Fig. 61)

KAUM-I. 7411, 308.4 mm SL, Yaku-shima Island.



Fig. 61. *Ostichthys japonicus* (KAUM-I. 7411, 308.4 mm SL).

Sargocentron caudimaculatum (Rüppell, 1838)

[Jpn name: Kurakakeebisu]

Ichikawa et al. (1992): Yaku-shima Island.

Kuniyasu (1999): Kurio.

Sargocentron diadema (Lacepède, 1802)

[Jpn name: Nijiebisu] (Fig. 62)

BSKU 96594, 112.7 mm SL, Yudomari.

Ichikawa et al. (1992): Yaku-shima Island.

Kuniyasu (1999): Kurio.



Fig. 62. *Sargocentron diadema* (BSKU 96594, 112.7 mm SL, preserved specimen).



Fig. 64. *Sargocentron melanospilos* (NSMT-P 77634, 202.0 mm SL).

Sargocentron ittodai (Jordan and Fowler, 1902)

[Jpn name: Teriebisu] (Fig. 63)

FRLM 34728, 149.1 mm SL, Kurio; KAUM-I. 11271, 148.7 mm SL, Yudomari; KAUM-I. 11342, 161.6 mm SL, Kurio; KAUM-I. 20021, 113.2 mm SL, Yudomari; KAUM-I. 20323, 132.2 mm SL, Kurio; KAUM-I. 24227, 134.9 mm SL, Onoaida; KPM-NI 24941, 139.7 mm SL, Onoaida; NSMT-P 95400, 149.5 mm SL, Miyanoura; NSMT-P 95410, 3 specimens, 135.3–145.4 mm SL, Kurio.

Ichikawa et al. (1992): Yaku-shima Island. Kuniyasu (1999): Kurio.



Fig. 63. *Sargocentron ittodai* (KAUM-I. 20021, 113.2 mm SL).

Sargocentron melanospilos (Bleeker, 1858)

[Jpn name: Sumitsukikanoko] (Fig. 64)

NSMT-P 77634, 202.0 mm SL, Nanase.

Ichikawa et al. (1992): Yaku-shima Island. Kuniyasu (1999): Kurio.

Sargocentron praslin (Lacepède, 1802)

[Jpn name: Kuroobiebisu] (Fig. 65)

KAUM-I. 11531, 44.5 mm SL, Ambo; NSMT-P 95414, 187.1 mm SL, Kurio; NSMT-P 95437, 115.8 mm SL, Haruo.

Arai and Ida (1975, as *Holocentrus ruber*): NSMT-P 58120, 76.2 mm SL, Kusugawa; NSMT-P 58136, 77.0 mm SL, Kusugawa.



Fig. 65. *Sargocentron praslin* (upper: KAUM-I. 11531, 44.5 mm SL; lower: NSMT-P 95414, 187.1 mm SL).

Sargocentron punctatissimum (Cuvier, 1829)

[Jpn name: Hoshiebisu] (Fig. 66)

FRLM 34729, 117.5 mm SL, Kurio; KAUM-I. 11255, 131.0 mm SL, Yudomari; KAUM-I. 11341, 129.5 mm SL, Kurio; MUFS 25545, 130.4 mm SL, Yudomari; NSMT-P 91502, 126 mm SL, Kurio; NSMT-P 91503, 2 specimens, 115–117 mm SL, Kurio; NSMT-P 95412, 2 specimens, 101.8–126.2 mm SL, Kurio; NSMT-P 95456, 45.4 mm SL, Haruo.



Fig. 66. *Sargocentron punctatissimum* (KAUM-I. 11255, 131.0 mm SL).

Sargocentron spiniferum (Forsskål, 1775)

[Jpn name: Togariebisu] (Fig. 67)

FRLM 34721, 297.0 mm SL, Kurio.

Ichikawa et al. (1992): Yaku-shima Island.
Kuniyasu (1999): Kurio.



Fig. 67. *Sargocentron spiniferum* (FRLM 34721, 297.0 mm SL).

ORDER ZEIFORMES

FAMILY PARAZENIDAE

Parazen pacificus Kamohara, 1935

[Jpn name: Benimatodai] (Fig. 68)

USNM 118007, 128.4 mm SL, Yaku-shima Island.



Fig. 68. *Parazen pacificus* (USNM 118007, 128.4 mm SL, preserved specimen).

ORDER GASTEROSTEIFORMES

FAMILY SOLENOSTOMIDAE

Solenostomus cyanopterus Bleeker, 1854

[Jpn name: Kamisoriuo] (Fig. 69)



Fig. 69. *Solenostomus cyanopterus* (off Isso, 15 m, 17 June 2009, S. Harazaki).

Solenostomus paradoxus (Pallas, 1770)

[Jpn name: Nishikifuraiuo] (Fig. 70)



Fig. 70. *Solenostomus paradoxus* (off Isso, 6 m, 29 Dec. 2008, S. Harazaki).

FAMILY SYNGNATHIDAE

Corythoichthys amplexus Dawson and Randall, 1975

[Jpn name: Obiishiyoji]

Kuniyasu (1999): Kurio.

Corythoichthys haematopterus (Bleeker, 1851)

[Jpn name: Ishiyoji] (Fig. 71)

KAUM-I. 20342, 97.2 mm SL, Isso; KPM-NI 22572, 103.1 mm SL, Isso.

Fig. 71. *Corythoichthys haematopterus* (KAUM-I. 20342, 97.2 mm SL).*Corythoichthys schultzi* Herald, 1953

[Jpn name: Kuchinagaishiyoji]

Kuniyasu (1999): Kurio.

Choeroichthys sculptus (Günther, 1870)

[Jpn name: Chigoyoji] (Fig. 72)

KAUM-I. 21772, 57.2 mm SL, Kurio; KPM-NI 24903, 67.0 mm SL, Kurio; KPM-NI 24904, 60.5 mm SL, Kurio.

Fig. 72. *Choeroichthys sculptus* (KAUM-I. 21772, 57.2 mm SL).*Doryrhamphus excisus excisus* Kaup, 1856

[Jpn name: Hibashiyoji] (Fig. 73)

KAUM-I. 11324, 56.8 mm SL, Nagakubo; KAUM-I. 11533, 48.6 mm SL, Ambo; KAUM-I. 21831, 51.7 mm SL, Kurio; NSMT-P 95453, 52.1 mm SL, Haruo.

Arai and Ida (1975, as *Doryrhamphus melanopleura*): Kusugawa (one specimen was reported, but not found at NSMT).Fig. 73. *Doryrhamphus excisus excisus* (KAUM-I. 11324, 56.8 mm SL).*Doryrhamphus japonicus* Araga and Yoshino, 1975

[Jpn name: Nokogiriyoji] (Fig. 74)

KAUM-I. 11196, 72.2 mm SL, Kurio; KAUM-I. 11323, 65.0 mm SL, Nagakubo; KAUM-I. 20541, 70.8 mm SL, Yudomari; KAUM-I. 20542, 62.2 mm SL, Yudomari; KAUM-I. 21802, 54.7 mm SL, Kurio.

Fig. 74. *Doryrhamphus japonicus* (KAUM-I. 11323, 65.0 mm SL).*Dunckerocampus dactyliophorus* (Bleeker, 1853)

[Jpn name: Oiran-yoji] (Fig. 75)

BSKU 96541, 134.5 mm SL, Yudomari.

Fig. 75. *Dunckerocampus dactyliophorus* (BSKU 96541, 134.5 mm SL).*Hippocampus bargibanti* Whitley 1970

[Jpn name: None] (Fig. 76)

Remarks: This species has been recorded along the Pacific coast of Japan, and the Izu, Ogasawara, and Ryukyu Islands (Senou et al., 2002, 2006a). No specimens have been collected from Yaku-shima Island, although this species is relatively common in the island in depths of 25–30 m.

Hippocampus histrix Kaup, 1856

[Jpn name: Ibaratatsu]

Ichikawa et al. (1992): Yaku-shima Island.

Hippocampus kelloggi Jordan and Snyder, 1901

[Jpn name: Oumiuma] (Fig. 77)

KAUM-I. 21741, 208.7 mm, mouth of Ambo River.



Fig. 76. *Hippocampus bargibanti* (off Isso, 25 m, 17 June 2004, S. Harazaki).

Hippocampus kuda Bleeker, 1852

[Jpn name: Kuroumiuma] (Fig. 77)

BSKU 96574, 214.1 mm, Yudomari; KPM-NI 22507, 164.3 mm, Yudomari.



Fig. 77. Left: *Hippocampus kelloggi* (KAUM-I. 21741, 208.7 mm); right: *H. kuda* (KPM-NI 22507, 164.3 mm).

Hippichthys spicifer (Rüppell, 1838)

[Jpn name: Kawayoji] (Fig. 78)

KAUM-I. 21593, 107.0 mm SL, mouth of Ambo River; KAUM-I. 21594, 107.7 mm SL, mouth of Ambo River; NSMT-P 77932, 90.8 mm SL, mouth of Ambo River.




Fig. 78. *Hippichthys spicifer* (KAUM-I. 21594, 107.7 mm SL).

Micrognathus andersonii (Bleeker, 1858)

[Jpn name: Kammuriyoji] (Fig. 79)

KAUM-I. 11532, 62.7 mm SL, Ambo; KAUM-I. 21735, 92.8 mm SL, Kurio; KAUM-I. 21773, 66.1 mm SL, Kurio; KAUM-I. 21774, 46.6 mm SL, Kurio; KPM-NI 22573, 56.4 mm SL, Isso.

Arai and Ida (1975, as *Micrognathus brevirostris*): NSMT-P 17833, 46.5 mm SL, Kusugawa.



Fig. 79. *Micrognathus andersonii* (upper: KAUM-I. 21774, 46.6 mm SL; lower: KAUM-I. 21773, 66.1 mm SL).

Microphis brachyurus brachyurus (Bleeker, 1853)

[Jpn name: Tenguyoji] (Fig. 80)

KAUM-I. 21763, 120.3 mm SL, Ambo; KAUM-I. 21764, 99.5 mm SL, Ambo; KAUM-I. 24682, 101.1 mm SL, Ambo; KAUM-I. 25198, 129.1 mm SL, mouth of Nagata River; KAUM-I. 25199, 101.0 mm SL, mouth of Nagata River.

Phoxocampus belcheri (Kaup, 1856)

[Jpn name: Boyoji] (Fig. 81)

KPM-NI 24796, 28.7 mm SL, Kurio.

Ichikawa et al. (1992): Yaku-shima Island.




Fig. 80. *Microphis brachyurus brachyurus* (KAUM-I. 21763, 120.3 mm SL).



Fig. 81. *Phoxocampus belcheri* (KPM-NI 24796, 28.7 mm SL).

Phoxocampus diacanthus (Schultz, 1943)

[Jpn name: Hachijoboyoji] (Fig. 82)

KPM-NI 22574, 55.4 mm SL, Isso.



Fig. 82. *Phoxocampus diacanthus* (KPM-NI 22574, 55.4 mm SL).

FAMILY AULOSTOMIDAE

Aulostomus chinensis (Linnaeus, 1766)

[Jpn name: Herayagara]

Ichikawa et al. (1992): Yaku-shima Island.
Kuniyasu (1999): Kurio.

FAMILY FISTULARIIDAE

Fistularia commersonii Rüppell, 1838

[Jpn name: Aoyagara] (Fig. 83)

KAUM-I. 11203, 388.4 mm SL, Kurio;
KAUM-I. 11328, 369.6 mm SL, Nagakubo;
KAUM-I. 11654, 464.1 mm SL, Ambo; KAUM-I.
20147, 493.9 mm SL, Yudomari; KAUM-I.
20148, 537.9 mm SL, Yudomari; KAUM-I.
20149, 714.2 mm SL, Yudomari; KAUM-I.
20183, 528 mm SL, Yudomari; NSMT-P 91352,
179 mm SL, Yudomari.

Ichikawa et al. (1992): Yaku-shima Island.
Kuniyasu (1999): Kurio. MOSC (2002): Isso.



Fig. 83. *Fistularia commersonii* (KAUM-I. 11203, 388.4 mm SL).

FAMILY CENTRISCIDAE

Aeoliscus strigatus (Günther, 1861)

[Jpn name: Hekoayu] (Fig. 84)

KAUM-I. 20090, 97.4 mm SL, Yudomari.

Ichikawa et al. (1992): Yaku-shima Island.



Fig. 84. *Aeoliscus strigatus* (KAUM-I. 20090, 97.4 mm SL).

ORDER SCORPAENIFORMES

FAMILY DACTYLOPTERIDAE

Dactyloptena orientalis (Cuvier, 1829)

[Jpn name: Semihobo]

Ichikawa et al. (1992): Yaku-shima Island.

FAMILY APISTIDAE

Apistus carinatus (Bloch and Schneider, 1801)

[Jpn name: Hachi]

SU 25235, 94.2 mm SL, off southeast of
Yaku-shima Island.

FAMILY SCORPAENIDAE

Dendrochirus brachypterus (Cuvier, 1829)

[Jpn name: Shimahimeyamanokami] (Fig. 85)

KAUM-I. 20160, 24.8 mm SL, Yudomari.



Fig. 85. *Dendrochirus brachypterus* (KAUM-I. 20160, 24.8 mm SL).

Dendrochirus zebra (Cuvier, 1829)

[Jpn name: Kirimmino] (Fig. 86)

KAUM-I. 20107, 88.6 mm SL, Yudomari;
KAUM-I. 20162, 44.0 mm SL, Yudomari.

Ichikawa et al. (1992): Yaku-shima Island.
Kuniyasu (1999): Kurio.



Fig. 86. *Dendrochirus zebra* (KAUM-I. 20107, 88.6 mm SL).

Parascorpaena aurita (Rüppell, 1838)

[Jpn name: Chiburunettaifusakasago] (Fig. 87)

KAUM-I. 20102, 56.6 mm SL, Yudomari;
KPM-NI 24783, 22.1 mm SL, Kurio.

Motomura et al. (2009): BSKU 96650, 116.1 mm SL, Isso.

Remarks: This species was first recorded from East Asia by Motomura et al. (2009) on the basis of 56 specimens. One of these, BSKU 96650, represents the northernmost record of the species.



Fig. 87. *Parascorpaena aurita* (KAUM-I. 20102, 56.6 mm SL).

Parascorpaena mossambica (Peters, 1855)

[Jpn name: Nettaifusakasago] (Fig. 88)

KAUM-I. 11145, 55.5 mm SL, Kurio;
KAUM-I. 11227, 36.5 mm SL, Kurio; KAUM-I. 11228, 37.6 mm SL, Kurio; KAUM-I. 11229, 41.3 mm SL, Kurio; KAUM-I. 11376, 37.7 mm SL, Kurio; KAUM-I. 11455, 56.9 mm SL, Isso; KAUM-I. 11584, 37.7 mm SL, Ambo; KAUM-I. 20242, 30.8 mm SL, Kurio; KAUM-I. 20264, 19.8 mm SL, Kurio; KAUM-I. 21703, 30.8 mm SL, Kurio; KAUM-I. 21706, 20.7 mm SL, Kurio; KAUM-I. 21707, 18.5 mm SL, Kurio; KAUM-I. 21709, 17.4 mm SL, Kurio.

Arai and Ida (1975, as *Scorpaena zanzibaren-sis*): Kusugawa [one specimen (129 mm TL) was reported, but not found at NSMT].



Fig. 88. *Parascorpaena mossambica* (KAUM-I. 11376, 37.7 mm SL).

Pterois antennata (Bloch, 1787)

[Jpn name: Nettaiminokasago]

Ichikawa et al. (1992): Yaku-shima Island.
Kuniyasu (1999): Kurio.

Pterois lunulata Temminck and Schlegel, 1843

[Jpn name: Minokasago]

Ichikawa et al. (1992): Yaku-shima Island.

Pterois radiata Cuvier, 1829

[Jpn name: Kimiokoze] (Fig. 89)

KAUM-I. 11312, 76.8 mm SL, Yudomari;
KAUM-I. 11513, 72.5 mm SL, Ambo; KAUM-I. 21713, 29.4 mm SL, Kurio; NSMT-P 95428, 67.6 mm SL, Haruo.

Ichikawa et al. (1992): Yaku-shima Island.
Kuniyasu (1999): Kurio.



Fig. 89. *Pterois radiata* (KAUM-I. 11513, 72.5 mm SL).

Pterois volitans (Linnaeus, 1758)

[Jpn name: Hanaminokasago] (Fig. 90)

Ichikawa et al. (1992): Yaku-shima Island.
Kuniyasu (1999): Kurio.



Fig. 90. *Pterois volitans* (off Isso, 12 m, 16 May 2008, S. Harazaki).

Scorpaenodes guamensis (Quoy and Gaimard, 1824)

[Jpn name: Guamukasago] (Fig. 91)

KAUM-I. 11582, 66.7 mm SL, Ambo;
KAUM-I. 21702, 43.2 mm SL, Kurio; NSMT-P
95433, 37.3 mm SL, Haruo.

Arai and Ida (1975): NSMT-P 17830, 2 specimens, 20.8–38.7 mm SL, Kusugawa.

Scorpaenodes littoralis (Tanaka, 1917)

[Jpn name: Isokasago] (Fig. 92)

KPM-NI 22547, 22.4 mm SL, Kurio.



Fig. 91. *Scorpaenodes guamensis* (KAUM-I. 21702, 43.2 mm SL).



Fig. 92. *Scorpaenodes littoralis* (KPM-NI 22547, 22.4 mm SL).

Scorpaenodes parvipinnis (Garrett, 1864)

[Jpn name: Himesangokasago] (Fig. 93)

KAUM-I. 20324, 58.8 mm SL, Kurio.



Fig. 93. *Scorpaenodes parvipinnis* (KAUM-I. 20324, 58.8 mm SL).

Scorpaenodes scaber (Ramsay and Ogilby, 1886)

[Jpn name: Sangokasago] (Fig. 94)

KAUM-I. 11581, 71.1 mm SL, Ambo;
KAUM-I. 11583, 63.7 mm SL, Ambo; KAUM-I.
20093, 33.0 mm SL, Yudomari; KAUM-I. 20094,
34.8 mm SL, Yudomari; KAUM-I. 20152, 20.4
mm SL, Yudomari; KAUM-I. 20213, 17.8 mm
SL, Yudomari; KAUM-I. 20241, 31.7 mm SL,
Kurio; KAUM-I. 21704, 29.9 mm SL, Kurio;
KAUM-I. 21705, 22.7 mm SL, Kurio; KAUM-

I. 21708, 17.6 mm SL, Kurio; KAUM-I. 21710, 16.4 mm SL, Kurio; KAUM-I. 21711, 16.2 mm SL, Kurio; KPM-NI 22536, 12.3 mm SL, Yudomari.



Fig. 94. *Scorpaenodes scaber* (upper: KPM-NI 22536, 12.3 mm SL; lower: KAUM-I. 11583, 63.7 mm SL).

Scorpaenodes quadrispinosus Greenfield and Matsuura, 2002
[Jpn name: Atsuhimesangokasago] (Fig. 95)

Motomura et al. (2010): KAUM-I. 11469, 75.5 mm SL, Isso; KAUM-I. 11475, 80.9 mm SL, Isso.

Remarks: This species was reported as the first records from Japan by Motomura et al. (2010) on the basis of specimens from Amami-oshima and Yaku-shima Islands.



Fig. 95. *Scorpaenodes quadrispinosus* (KAUM-I. 11475, 80.9 mm SL).

Scorpaenopsis cirrosa (Thunberg, 1793)

[Jpn name: Onikasago]

Ichikawa et al. (1992): Yaku-shima Island. Kuniyasu (1999): Kurio.

Remarks: Ichikawa et al.'s (1992) and Kuniyasu's (1999) *S. cirrosa* are most likely to be *S. ramaraoi*.

Scorpaenopsis diabolus (Cuvier, 1829)

[Jpn name: Niraikasago] (Fig. 96)

KAUM-I. 11143, 96.6 mm SL, Kurio; KAUM-I. 11186, 90.7 mm SL, Kurio; KAUM-I. 11580, 92.8 mm SL, Ambo; KAUM-I. 21676, 146.8 mm SL, Kurio.



Fig. 96. *Scorpaenopsis diabolus* (KAUM-I. 21676, 146.8 mm SL).

Scorpaenopsis neglecta Heckel, 1837

[Jpn name: Satsumakasago] (Fig. 97)

KAUM-I. 11377, 32.4 mm SL, Kurio; KAUM-I. 22817, 20.0 mm SL, Kurio; KPM-NI 22516, 17.4 mm SL, Yudomari.

Arai and Ida (1975, as *Scorpaenopsis gibbosa*): Kusugawa [one specimen (57 mm TL) was reported, but not found at NSMT]. Ichikawa et al. (1992): Yaku-shima Island.



Fig. 97. *Scorpaenopsis neglecta* (KAUM-I. 11377, 32.4 mm SL).

Scorpaenopsis ramaraoi Randall and Eschmeyer, 2002
[Jpn name: Inukasago] (Fig. 98)

KAUM-I. 20108, 136.7 mm SL, Yudomari;
KAUM-I. 25232, 163.5 mm SL, Ambo; KPM-NI
22515, 23.1 mm SL, Yudomari.



Fig. 98. *Scorpaenopsis ramaraoi* (KAUM-I. 25232, 163.5 mm SL).

Sebastapistes cyanostigma (Bleeker, 1856)

[Jpn name: Kasurifusakasago] (Fig. 99)

KAUM-I. 11456, 40.1 mm SL, Isso; NSMT-P
95431, 47.1 mm SL, Haruo; NSMT-P 95432, 3
specimens, 36.2–43.2 mm SL, Haruo.



Fig. 99. *Sebastapistes cyanostigma* (KAUM-I. 11456, 40.1 mm SL).

Sebastapistes fowleri (Pietschmann, 1934)

[Jpn name: Puchifusakasago] (Fig. 100)

Motomura and Senou (2009): BLIP 36670069,
21.1 mm SL, Isso; BLIP 36670070, 29.4 mm SL,
Isso.

Remarks: Motomura and Senou (2009) reported
this species as the first records from East Asia
(Taiwan and Japan) on the basis of 20 specimens,
including two Yaku-shima Island specimens.



Fig. 100. *Sebastapistes fowleri* (BLIP 36670070, 29.4 mm SL; M. Aizawa).

Sebastapistes strongia (Cuvier, 1829)

[Jpn name: Madarafusakasago] (Fig. 101)

BSKU 96563, 53.8 mm SL, Yudomari; BSKU
96570, 13.7 mm SL, Yudomari; BSKU 96571,
22.5 mm SL, Yudomari; KAUM-I. 20095, 41.4
mm SL, Yudomari; KAUM-I. 20096, 52.3 mm
SL, Yudomari; KAUM-I. 20189, 54.4 mm SL,
Yudomari; KAUM-I. 20190, 52.3 mm SL,
Yudomari; KAUM-I. 20191, 37.7 mm SL, Yu-
domari; KAUM-I. 20212, 13.9 mm SL, Yudo-
mari; KAUM-I. 20214, 15.2 mm SL, Yudomari;
KAUM-I. 21712, 14.2 mm SL, Kurio; KPM-NI
22517, 19.7 mm SL, Yudomari; KPM-NI 22518,
18.8 mm SL, Yudomari; KPM-NI 22586, 8.7 mm
SL, Isso.

Ichikawa et al. (1992, as *Scorpaena bynoensis*):
Yaku-shima Island.



Fig. 101. *Sebastapistes strongia* (KAUM-I. 20096, 52.3 mm SL).

Taenianotus triacanthus Lacepède, 1802

[Jpn name: Hadakahaokoze] (Fig. 102)



Fig. 102. *Taenianotus triacanthus* (off Isso, 20 m, 19 Jan. 2010, S. Harazaki).

FAMILY SEBASTIDAE

Sebastiscus albofasciatus (Lacepède, 1802)

[Jpn name: Ayamekasago] (Fig. 103)

KAUM-I. 20852, 211.5 mm SL, off Yaku-shima Island.



Fig. 103. *Sebastiscus albofasciatus* (KAUM-I. 20852, 211.5 mm SL).

FAMILY TETRAROGIDAE

Ablabys taenianotus (Cuvier, 1829)

[Jpn name: Tsumajirookoze] (Fig. 104)

KAUM-I. 23010, 70.1 mm SL, Kurio; KPM-NI 22557, 17.6 mm SL, Kurio.

FAMILY SYNANCEIIDAE

Inimicus japonicus (Cuvier, 1829)

[Jpn name: Oniokoze]

Ichikawa et al. (1992): Yaku-shima Island.



Fig. 104. *Ablabys taenianotus* (KAUM-I. 23010, 70.1 mm SL).

Minous quincarinatus (Fowler, 1943)

[Jpn name: Itookoze] (Fig. 105)

USNM 117906, 73.4 mm SL, off northeast of Yaku-shima Island.

Fowler (1943): USNM 99515, holotype of *Paraminous quincarinatus*, 74.7 mm SL, off northeast of Yaku-shima Island.



Fig. 105. *Minous quincarinatus* (USNM 117906, 73.4 mm SL, preserved specimen).

Synanceia verrucosa Bloch and Schneider, 1801

[Jpn name: Onidarumaokoze] (Fig. 106)

KAUM-I. 21682, 23.3 mm SL, Kurio.

Ichikawa et al. (1992): Yaku-shima Island.

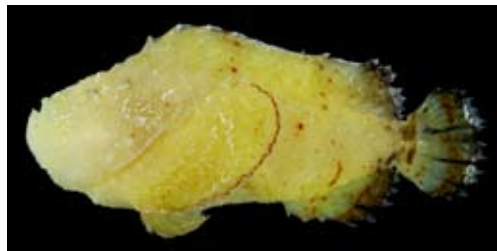


Fig. 106. *Synanceia verrucosa* (KAUM-I. 21682, 23.3 mm SL).

FAMILY TRIGLIDAE

Chelidonicthys spinosus (McClelland, 1844)

[Jpn name: Hobo]

Ichikawa et al. (1992): Yaku-shima Island.

FAMILY PLATYCEPHALIDAE

Inegocia sp.

[Jpn name: Wanigochi]

Ichikawa et al. (1992, as *Inegocia guttata*):
Yaku-shima Island.Remarks: Imamura and Yoshino (2009) regarded that specimens previously identified as *I. guttata* from the East and South China Seas are an undescribed species.

ORDER PERCIFORMES

FAMILY AMBASSIDAE

Ambassis miops Günther, 1872

[Jpn name: Sesujitakasagoishimochi] (Fig. 107)

KAUM-I. 11502, 18.9 mm SL, mouth of Miyanoura River; KAUM-I. 11509, 19.6 mm SL, mouth of Miyanoura River; KAUM-I. 11510, 17.2 mm SL, mouth of Miyanoura River; KAUM-I. 21737, 17.0 mm SL, Kurio; KAUM-I. 21738, 19.0 mm SL, Kurio; KAUM-I. 24688, 35.8 mm SL, mouth of Kurio River; KAUM-I. 24689, 44.3 mm SL, Ambo.

Yonezawa (2003c): Yaku-shima Island.

Fig. 107. *Ambassis miops* (KAUM-I. 21737, 17.0 mm SL).*Ambassis urotaenia* Bleeker, 1852

[Jpn name: Takasagoishimochi] (Fig. 108)

KAUM-I. 24690, 47.4 mm SL, mouth of Kurio River; KAUM-I. 24691, 46.4 mm SL, mouth of Kurio River; KAUM-I. 24692, 43.5 mm SL, mouth of Kurio River; KAUM-I. 24693, 43.0 mm

SL, mouth of Kurio River; KAUM-I. 24694, 39.5 mm SL, mouth of Kurio River; KAUM-I. 24695, 39.4 mm SL, mouth of Kurio River.

Fig. 108. *Ambassis urotaenia* (KAUM-I. 24691, 46.4 mm SL, preserved specimen).

FAMILY PERCICHTHYIDAE

Lateolabrax latus Katayama, 1957

[Jpn name: Hirasuzuki] (Fig. 109)

KAUM-I. 25203, 257.3 mm SL, mouth of Nagata River; KPM-NI 24246, 165.2 mm SL, mouth of Nagata River; KPM-NI 24247, 162.5 mm SL, mouth of Nagata River.

Ichikawa et al. (1992): Yaku-shima Island.
Yonezawa (2003c): Yaku-shima Island.Fig. 109. *Lateolabrax latus* (KPM-NI 24246, 165.2 mm SL).

FAMILY ACROPOMATIDAE

Malakichthys elegans Matsubara and Yamaguti, 1943

[Jpn name: Nagaomehata] (Fig. 110)

USNM 117989, 100.3 mm SL, Yaku-shima Island.

FAMILY SERRANIDAE

Belonoperca chabanaudi Fowler and Bean, 1930

[Jpn name: Yamisuzuki] (Fig. 111)



Fig. 110. *Malakichthys elegans* (USNM 117989, 100.3 mm SL, preserved specimen).




Fig. 111. *Belonoperca chabanaudi* (off Isso, 15 m, 8 Nov. 2009, S. Harazaki).

Cephalopholis argus Bloch and Schneider, 1801

[Jpn name: Anomehata] (Fig. 112)

KAUM-I. 11162, 19.2 mm SL, Kurio; KPM-NI 24784, 53.8 mm SL, Kurio; MUFS 25575, 76.2 mm SL, Kurio; NSMT-P 77629, 362.3 mm SL, Nanase.

Ichikawa et al. (1992): Yaku-shima Island.
Kuniyasu (1999): Kurio.



Fig. 112. *Cephalopholis argus* (upper: KAUM-I. 11162, 19.2 mm SL; lower: NSMT-P 77629, 362.3 mm SL).

Cephalopholis miniata (Forsskål, 1775)

[Jpn name: Yukatahata] (Fig. 113)

FRLM 34701, 274.1 mm SL, Yaku-shima Island; KAUM-I. 11622, 252.0 mm SL, Isso; NSMT-P 95761, 158.0 mm SL, Yaku-shima Island.

Ichikawa et al. (1992): Yaku-shima Island.



Fig. 113. *Cephalopholis miniata* (upper: NSMT-P 95761, 158.0 mm SL; lower: FRLM 34701, 274.1 mm SL).

Cephalopholis sonnerati (Valenciennes, 1828)

[Jpn name: Azahata] (Fig. 114)

KAUM-I. 16275, 229.2 mm SL, off east of Yaku-shima Island.

Ichikawa et al. (1992): Yaku-shima Island.



Fig. 114. *Cephalopholis sonnerati* (KAUM-I. 16275, 229.2 mm SL).

Cephalopholis urodeta (Forster, 1801)

[Jpn name: Nijihata] (Fig. 115)

KAUM-I. 11454, 194.7 mm SL, Isso; NS-MT-P 77644, 167.3 mm SL, Kurio.

Ichikawa et al. (1992): Yaku-shima Island. Kuniyasu (1999): Kurio.




Fig. 115. *Cephalopholis urodeta* (KAUM-I. 11454, 194.7 mm SL).

Epinephelus areolatus (Forsskål 1775)

[Jpn name: Omonhata] (Fig. 116)

FRLM 34702, 290.8 mm SL, Yaku-shima Island.



Fig. 116. *Epinephelus areolatus* (FRLM 34702, 290.8 mm SL).

Epinephelus bontoides (Bleeker, 1855)

[Jpn name: Shiranuihata] (Fig. 117)

NSMT-P 96549, 288.6 mm SL, Nagata; NS-MT-P 96550, 317.1 mm SL, Nagata.

Kuriwa et al. (2008): NSMT-P 77624, 336 mm SL, mouth of Miyanoura River.

Remarks: Kuriwa et al. (2008) reported this species as the first Japanese record on the basis of a single specimen (NSMT-P 77624) from the mouth of the Miyanoura River. Subsequently two additional specimens (NSMT-P 96549 and

96550) were collected from Nagata, northwestern Yaku-shima Island. This species has currently been known only from Yaku-shima Island in Japanese waters.



Fig. 117. *Epinephelus bontoides* (NSMT-P 96549, 288.6 mm SL).

Epinephelus bruneus Bloch, 1793

[Jpn name: Kue]

Ichikawa et al. (1992): Yaku-shima Island.

Epinephelus caeruleopunctatus (Bloch, 1790)

[Jpn name: Hakutenhata] (Fig. 118)

FRLM 34722, 361.2 mm SL, Kurio; KAUM-I. 11535, 204.2 mm SL, Ambo; NSMT-P 91953, 390 mm SL, Nanase.

Arai and Ida (1975): NSMT-P 58131, 52.1 mm SL, Kusugawa. Ichikawa et al. (1992): Yaku-shima Island.




Fig. 118. *Epinephelus caeruleopunctatus* (KAUM-I. 11535, 204.2 mm SL).

Epinephelus coioides (Hamilton, 1822)

[Jpn name: Chairomaruhata] (Fig. 119)

NSMT-P 77627, 206.1 mm SL, mouth of Miyanoura River.

Kuniyasu (1999): Kurio.



Fig. 119. *Epinephelus coioides* (NSMT-P 77627, 206.1 mm SL).



Fig. 120. *Epinephelus fasciatus* (KAUM-I. 11363, 207.8 mm SL).

Epinephelus cyanopodus (Richardson, 1846)

[Jpn name: Tsuchihozeri]

Ichikawa et al. (1992): Yaku-shima Island.

Epinephelus fasciatus (Forsskål, 1775)

[Jpn name: Akahata] (Fig. 120)

FRLM 34730, 225.8 mm SL, Kurio; KAUM-I. 11363, 207.8 mm SL, Kurio; NSMT-P 77631, 222.5 mm SL, Nanase; NSMT-P 91170, 223 mm SL, off east of Yaku-shima Island; NSMT-P 91171, 249 mm SL, off east of Yaku-shima Island; NSMT-P 91172, 222 mm SL, off east of Yaku-shima Island; NSMT-P 91173, 249 mm SL, off east of Yaku-shima Island; NSMT-P 91174, 235 mm SL, off east of Yaku-shima Island; NSMT-P 91175, 249 mm SL, off east of Yaku-shima Island; NSMT-P 91176, 240 mm SL, off east of Yaku-shima Island; NSMT-P 91177, 236 mm SL, off east of Yaku-shima Island; NSMT-P 91341, 263 mm SL, off north of Yaku-shima Island; NSMT-P 91342, 309 mm SL, off north of Yaku-shima Island; NSMT-P 91343, 244 mm SL, off north of Yaku-shima Island; NSMT-P 91344, 298 mm SL, off north of Yaku-shima Island; NSMT-P 91345, 284 mm SL, off north of Yaku-shima Island; NSMT-P 91346, 278 mm SL, off north of Yaku-shima Island; NSMT-P 91955, 232 mm SL, Nanase; NSMT-P 91956, 193 mm SL, Nanase; NSMT-P 91957, 235 mm SL, Nanase; NSMT-P 91958, 252 mm SL, Hirauchi; NSMT-P 91959, 266 mm SL, Hirauchi; NSMT-P 96386, 232.3 mm SL, Kurio; NSMT-P 96387, 227.0 mm SL, Kurio; NSMT-P 96548, 239.5 mm SL, Yaku-shima Island.

Ichikawa et al. (1992): Yaku-shima Island. Kuniyasu (1999): Kurio.

Epinephelus hexagonatus (Forster, 1801)

[Jpn name: Ishigakihata] (Fig. 121)

BSKU 96599, 119.6 mm SL, Kurio; NSMT-P 95413, 146.2 mm SL, Kurio.



Fig. 121. *Epinephelus hexagonatus* (BSKU 96599, 119.6 mm SL).

Epinephelus howlandi (Günther, 1873)

[Jpn name: Hiregurohata]

Kuniyasu (1999): Kurio.

Epinephelus maculatus (Bloch, 1790)

[Jpn name: Shirobuchihata] (Fig. 122)

BSKU 96643, 119.3 mm SL, Isso.

Ichikawa et al. (1992): Yaku-shima Island.




Fig. 122. *Epinephelus maculatus* (BSKU 96643, 119.3 mm SL).

Epinephelus malabaricus (Bloch and Schneider, 1801)
 [Jpn name: Yaitohata] (Fig. 123)
 NSMT-P 77625, 305.3 mm SL, mouth of Miyanoura River.

Ichikawa et al. (1992): Yaku-shima Island.



Fig. 123. *Epinephelus malabaricus* (NSMT-P 77625, 305.3 mm SL).

Epinephelus melanostigma Schultz, 1953
 [Jpn name: Sumitsukihata]

Ichikawa et al. (1992): Yaku-shima Island.

Epinephelus merra Bloch, 1793
 [Jpn name: Kammonhata] (Fig. 124)

KAUM-I. 11620, 123.1 mm SL, Ambo;
 KAUM-I. 20051, 111.4 mm SL, Yudomari;
 MUFS 25621, 190 mm SL, Kurio; NSMT-P 91964, 214 mm SL, Isso.

Ichikawa et al. (1992): Yaku-shima Island.
 Kuniyasu (1999): Kurio. MOSC (2002): Isso.



Fig. 124. *Epinephelus merra* (NSMT-P 91964, 214 mm SL).

Epinephelus morrhua (Valenciennes, 1833)
 [Jpn name: Hokihata]

Ichikawa et al. (1992): Yaku-shima Island.

Epinephelus ongus (Bloch, 1790)

[Jpn name: Namihata]

Ichikawa et al. (1992): Yaku-shima Island.

Epinephelus polyphekadion (Bleeker, 1849)

[Jpn name: Madarahata]

Ichikawa et al. (1992): Yaku-shima Island.

Epinephelus quoyanus (Valenciennes, 1830)

[Jpn name: Moyohata] (Fig. 125)

KAUM-I. 20042, 81.2 mm SL, Yudomari.



Fig. 125. *Epinephelus quoyanus* (KAUM-I. 20042, 81.2 mm SL).

Epinephelus septemfasciatus (Thunberg, 1793)

[Jpn name: Mahata]

Ichikawa et al. (1992): Yaku-shima Island.

Epinephelus tauvina (Forsskål, 1775)

[Jpn name: Hitomihata] (Fig. 126)

KAUM-I. 11356, 136.4 mm SL, Kurio; NSMT-P 77630, 329.2 mm SL, Nanase; NSMT-P 91954, 352 mm SL, Nanase.



Fig. 126. *Epinephelus tauvina* (KAUM-I. 11356, 136.4 mm SL).

Epinephelus tukula Morgans, 1959

[Jpn name: Kasurihata]

Ichikawa et al. (1992): Yaku-shima Island.

Grammistes sexlineatus (Thunberg, 1792)

[Jpn name: Nunosarashi] (Fig. 127)

BSKU 96678, 33.4 mm SL, Kurio; FRLM 34674, 74.3 mm SL, Kurio; FRLM 34732, 75.4 mm SL, Kurio; FRLM 34735, 61.6 mm SL, Kurio; KAUM-I. 11125, 15.6 mm SL, Kurio; KAUM-I. 11139, 86.8 mm SL, Kurio; KAUM-I. 11603, 72.8 mm SL, Ambo; KAUM-I. 20251, 32.5 mm SL, Kurio; KAUM-I. 20313, 57.2 mm SL, Kurio; KAUM-I. 21666, 67.9 mm SL, Kurio; KAUM-I. 21835, 13.0 mm SL, Kurio; KAUM-I. 21869, 82.8 mm SL, Kurio; KAUM-I. 21870, 77.8 mm SL, Kurio; KAUM-I. 21871, 17.1 mm SL, Kurio; KAUM-I. 23540, 13.0 mm SL, Kurio; MUFS 25562, 52.5 mm SL, Kurio; MUFS 25563, 82.7 mm SL, Kurio; NSMT-P 95443, 75.9 mm SL, Haruo.

Ichikawa et al. (1992): Yaku-shima Island.
Kuniyasu (1999): Kurio.



Fig. 127. *Grammistes sexlineatus* (upper: KAUM-I. 11125, 15.6 mm SL; middle: KAUM-I. 20251, 32.5 mm SL; lower: KAUM-I. 11139, 86.8 mm SL).

Liopropoma susumi (Jordan and Seale, 1906)

[Jpn name: Kosujihanasuzuki] (Fig. 128)

KPM-NI 22544, 44.4 mm SL, Kurio.



Fig. 128. *Liopropoma susumi* (KPM-NI 22544, 44.4 mm SL).

Plectranthias kamii Randall, 1980

[Jpn name: Izuhanadai] (Fig. 129)

KAUM-I. 1654, 236.1 mm SL, Yaku-shima Island; KAUM-I. 1655, 196.2 mm SL, Yaku-shima Island.



Fig. 129. *Plectranthias kamii* (KAUM-I. 1654, 236.1 mm SL).

Plectranthias yamakawai Yoshino, 1972

[Jpn name: Amamihanadai]

Ichikawa et al. (1992): Yaku-shima Island.

Plectropomus laevis (Lacepède, 1801)

[Jpn name: Kokuhan-ara]

Ichikawa et al. (1992): Yaku-shima Island.

Plectropomus leopardus (Lacepède, 1802)

[Jpn name: Sujijara]

Ichikawa et al. (1992): Yaku-shima Island.

Pogonoperca punctata (Valenciennes, 1830)

[Jpn name: Agohata] (Fig. 130)

KAUM-I. 11386, 11.8 mm SL, Kurio; KPM-NI 24799, 12.8 mm SL, Kurio.

Remarks: These specimens may be juveniles of *Grammistes sexlineatus*.



Fig. 130. *Pogonoperca punctata* (KAUM-I. 11386, 11.8 mm SL).

Pseudanthias bicolor (Randall, 1979)
[Jpn name: Futairohanagoi] (Fig. 131)



Fig. 131. *Pseudanthias bicolor* (upper: off Isso, 20 m, 8 Apr. 2007, S. Harazaki; lower: off Isso, 20 m, 16 May 2008, S. Harazaki).

Pseudanthias fasciatus (Kamohara, 1954)
[Jpn name: Sujihanadai] (Fig. 132)

Pseudanthias lori (Lubbock and Randall, 1976)
[Jpn name: Akaboshihanagoi] (Fig. 133)

Pseudanthias pascualus (Jordan and Tanaka, 1927)
[Jpn name: Hanagoi]
Ichikawa et al. (1992): Yaku-shima Island.
Kuniyasu (1999): Kurio.



Fig. 132. *Pseudanthias fasciatus* (off Isso, 35 m, 21 Sept. 2004, S. Harazaki).



Fig. 133. *Pseudanthias lori* (off Nagata, 45 m, 19 Nov. 2009, S. Harazaki).

Pseudanthias pleurotaenia (Bleeker, 1857)
[Jpn name: Sumirenagahanadai] (Fig. 134)



Fig. 134. *Pseudanthias pleurotaenia* (off Isso, 20 m, 4 Mar. 2005, S. Harazaki).

Pseudanthias squamipinnis (Peters, 1855)

[Jpn name: Kingyohanadai] (Fig. 135)

KAUM-I. 21788, 27.8 mm SL, Isso.

Ichikawa et al. (1992): Yaku-shima Island.
Kuniyasu (1999): Kurio.



Fig. 135. *Pseudanthias squamipinnis* (KAUM-I. 21788, 27.8 mm SL).

Pseudanthias sp.

[Jpn name: Benihanadai] (Fig. 136)

Remarks: This species has been recorded along the Pacific coast of southern Japan and the Ryukyu Islands (Senou, 2002). It is relatively common at Yaku-shima Island (deeper than 20 m).



Fig. 136. *Pseudanthias* sp. (upper: off Isso, 20 m, 2 Mar. 2005, S. Harazaki; lower: off Isso, 35 m, 15 July 2005, S. Harazaki).

Serranocirrhitus latus Watanabe, 1949

[Jpn name: Hanagombe] (Fig. 137)



Fig. 137. *Serranocirrhitus latus* (off Isso, 20 m, 4 Mar. 2005, S. Harazaki).

Triso dermopterus (Temminck and Schlegel, 1842)

[Jpn name: Tobihata]

Ichikawa et al. (1992): Yaku-shima Island.

Variola albigarginata Baissac, 1953

[Jpn name: Ojirobarahata]

Kuniyasu (1999): Kurio.

Variola louti (Forsskål, 1775)

[Jpn name: Barahata]

Ichikawa et al. (1992): Yaku-shima Island.
Kuniyasu (1999): Kurio.

FAMILY PSEUDOCHROMIDAE

Labracinus cyclophthalmus (Müller and Troschel, 1849)

[Jpn name: Megisu] (Fig. 138)

KAUM-I. 11132, 28.3 mm SL, Kurio;
KAUM-I. 11285, 93.2 mm SL, Yudomari;
KAUM-I. 11524, 127.0 mm SL, Ambo; KAUM-I. 11589, 87.1 mm SL, Ambo; KAUM-I. 20083, 87.9 mm SL, Yudomari; KAUM-I. 20087, 101.3 mm SL, Yudomari.

Ichikawa et al. (1992): Yaku-shima Island.
Kuniyasu (1999): Kurio.

Pictichromis porphyrea (Lubbock and Goldman, 1974)

[Jpn name: Kurenainisesuzume] (Fig. 139)

Pseudochromis cyanotaenia Bleeker, 1857

[Jpn name: Ryukyunisesuzume] (Fig. 140)

BSKU 96603, 41.0 mm SL, Kurio.
Kuniyasu (1999): Kurio.



Fig. 138. *Labracinus cyclophthalmus* (upper: KAUM-I. 11132, 28.3 mm SL; middle: KAUM-I. 11589, 87.1 mm SL; lower: KAUM-I. 11524, 127.0 mm SL).



Fig. 139. *Pictichromis porphyrea* (off Isso, 5 m, 21 Aug. 2004, S. Harazaki).



Fig. 140. *Pseudochromis cyanotaenia* (BSKU 96603, 41.0 mm SL).

Pseudochromis luteus Aoyagi, 1943

[Jpn name: Koganenisesuzume] (Fig. 141)

FRLM 34738, 45.7 mm SL, Kurio; KAUM-I. 11161, 43.9 mm SL, Kurio; KAUM-I. 11362, 33.3 mm SL, Kurio; KAUM-I. 11485, 45.5 mm SL, Isso; KAUM-I. 11537, 24.2 mm SL, Ambo; KAUM-I. 20245, 32.3 mm SL, Kurio; KAUM-I. 20329, 43.8 mm SL, Isso; MUFS 25593, 41.5 mm SL, Kurio; MUFS 25601, 32.3 mm SL, Kurio; NSMT-P 91672, 28 mm SL, Kurio.



Fig. 141. *Pseudochromis luteus* (upper: KAUM-I. 11362, 33.3 mm SL; middle: KAUM-I. 11161, 43.9 mm SL; lower: off Kurio, 10 m, 21 July 2006, S. Harazaki).

Pseudochromis marshallensis Schultz, 1953

[Jpn name: Hoshinisesuzume] (Fig. 142)

KAUM-I. 11275, 43.5 mm SL, Yudomari; KAUM-I. 11296, 51.4 mm SL, Yudomari; KAUM-I. 11618, 44.2 mm SL, Ambo.

FAMILY PLESIOPIDAE

Acanthoplesiops psilogaster Hardy, 1985

[Jpn name: Fuchidoritanabatauo] (Fig. 143)

KAUM-I. 11126, 15.7 mm SL, Kurio; KAUM-I. 11369, 16.3 mm SL, Kurio; KAUM-I.



Fig. 142. *Pseudochromis marshallensis* (KAUM-I. 11296, 51.4 mm SL).

20243, 18.0 mm SL, Kurio; KAUM-I. 20262, 19.6 mm SL, Kurio; KAUM-I. 20263, 17.2 mm SL, Kurio.

Remarks: Although *Acanthoplesiops* and *Belonepterygion* have often been treated as members of the family Acanthoclinidae, we follow Nelson's (2006) classification in the subfamily Acanthoclininae (family Plesiopidae).



Fig. 143. *Acanthoplesiops psilogaster* (KAUM-I. 11369, 16.3 mm SL).

Assessor randalli Allen and Kuitert, 1976
[Jpn name: Tsubametanabatauo] (Fig. 144)
KAUM-I. 20288, 36.9 mm SL, Kurio.

Belonepterygion fasciolatum (Ogilby, 1889)
[Jpn name: Togetanabatauo] (Fig. 145)

FRLM 34740, 40.3 mm SL, Kurio; KAUM-I. 11364, 32.7 mm SL, Kurio; KAUM-I. 11365, 22.3 mm SL, Kurio; KAUM-I. 11366, 22.8 mm SL, Kurio; KAUM-I. 11367, 19.7 mm SL, Kurio; KAUM-I. 11368, 21.3 mm SL, Kurio; KAUM-I. 11653, 35.0 mm SL, Ambo; KAUM-I. 11746, 20.8 mm SL, Ambo; KAUM-I. 20193, 25.9 mm SL, Yudomari; KAUM-I. 20244, 34.7 mm SL, Kurio; KAUM-I. 21864, 21.3 mm SL, Kurio;



Fig. 144. *Assessor randalli* (upper: off Isso, 5 m, 9 Oct. 2006, S. Harazaki; lower: KAUM-I. 20288, 36.9 mm SL).

KAUM-I. 21865, 20.7 mm SL, Kurio; KPM-NI 22575, 30.5 mm SL, Isso; MUFS 25598, 33.1 mm SL, Kurio; MUFS 25599, 35.0 mm SL, Kurio; MUFS 25600, 24.6 mm SL, Kurio.



Fig. 145. *Belonepterygion fasciolatum* (KAUM-I. 11364, 32.7 mm SL).

Calloplesiops altivelis (Steindachner, 1903)
[Jpn name: Shimofuritanabatauo]

Ichikawa et al. (1992): Yaku-shima Island.
Kuniyasu (1999): Kurio.

Plesiops coeruleolineatus Rüppell, 1835

[Jpn name: Tanabatauo] (Fig. 146)

KAUM-I. 11520, 42.6 mm SL, Ambo;
KAUM-I. 11579, 51.3 mm SL, Ambo; KPM-NI
22519, 26.8 mm SL, Yudomari.

Arai and Ida (1975, as *Plesiops melas*):
NSMT-P 17831, 2 specimens, 38.8–61.6 mm SL,
Kusugawa.



Fig. 146. *Plesiops coeruleolineatus* (KAUM-I. 11579, 51.3 mm SL).

FAMILY PRIACANTHIDAE

Cookeolus japonicus (Cuvier, 1829)

[Jpn name: Chikamekintoki]

Ichikawa et al. (1992): Yaku-shima Island.

Heteropriacanthus cruentatus (Lacepède, 1801)

[Jpn name: Gomahirekintoki] (Fig. 147)

FRLM 34713, 231.1 mm SL, Yudomari.



Fig. 147. *Heteropriacanthus cruentatus* (FRLM 34713, 231.1 mm SL).

Priacanthus hamrur (Forsskål, 1775)

[Jpn name: Hosekikintoki] (Fig. 148)

KAUM-I. 21946, 260.6 mm SL, Yaku-shima
Island.

Ichikawa et al. (1992): Yaku-shima Island.
Kuniyasu (1999): Kurio.



Fig. 148. *Priacanthus hamrur* (KAUM-I. 21946, 260.6 mm SL).

FAMILY APOGONIDAE

Apogon amboinensis Bleeker, 1853

[Jpn name: Amamiishimochi] (Fig. 149)

Yoshida and Motomura (2009), Yoshida et al.
(2010): KAUM-I. 21588, 53.5 mm SL, mouth
of Ambo River; KAUM-I. 21589, 49.0 mm SL,
mouth of Ambo River. Yoshida et al. (2010):
mouth of Isso River.



Fig. 149. *Apogon amboinensis* (KAUM-I. 21589, 49.0 mm SL).

Apogon angustatus (Smith and Radcliffe, 1911)

[Jpn name: Usujimaishimochi] (Fig. 150)

Yoshida et al. (2010): KAUM-I. 20268, 17.8
mm SL, Kurio; KAUM-I. 21721, 14.3 mm SL,
Kurio.

Apogon apogonides (Bleeker, 1856)

[Jpn name: Aohanatenjikudai] (Fig. 151)

Yoshida et al. (2010): Isso.

Apogon aureus (Lacepède, 1802)

[Jpn name: Aosujitenjikudai] (Fig. 152)

Ichikawa et al. (1992): Yaku-shima Island.
Yoshida et al. (2010): BSKU 96634, 63.3 mm SL, Isso.



Fig. 150. *Apogon angustatus* (off Isso; from Yoshida et al., 2010).



Fig. 151. *Apogon apogonides* (off Isso; from Yoshida et al., 2010).



Fig. 152. *Apogon aureus* (BSKU 96634, 63.3 mm SL).

Apogon caudicinctus Randall and Smith, 1988

[Jpn name: Koyariishimochi] (Fig. 153)

Yoshida et al. (2010): KAUM-I. 21765, 33.8 mm SL, Kurio.



Fig. 153. *Apogon caudicinctus* (KAUM-I. 21765, 33.8 mm SL).

Apogon chrysotaenia Bleeker, 1851

[Jpn name: None] (Fig. 154)

Yoshida et al. (2010): Isso.

Remarks: The species was reported by Yoshida et al. (2010) as the first Japanese record on the basis of underwater photograph and observations. However, no specimens have been collected.



Fig. 154. *Apogon chrysotaenia* (off Isso; from Yoshida et al., 2010).

Apogon cookii Macleay, 1881

[Jpn name: Sujiishimochi] (Fig. 155)

Yoshida et al. (2010): KAUM-I. 11207, 27.3 mm SL, Kurio; KAUM-I. 21714, 31.0 mm SL, Kurio; KAUM-I. 21715, 28.0 mm SL, Kurio; KAUM-I. 21716, 22.0 mm SL, Kurio; KAUM-I. 21717, 18.0 mm SL, Kurio; NSMT-P 91664, 76.0 mm SL, Kurio.

Apogon crassiceps Garman, 1903

[Jpn name: Akafujitenjikudai] (Fig. 156)

Yoshida et al. (2010): BSKU 96552, 27.2 mm SL, Yudomari; KAUM-I. 11445, 37.4 mm SL, Isso; KAUM-I. 20159, 20.3 mm SL,



Fig. 155. *Apogon cookii* (KAUM-I. 11207, 27.3 mm SL).

Yudomari; KAUM-I. 20196, 42.5 mm SL, Yudomari; KAUM-I. 20205, 22.8 mm SL, Yudomari; KAUM-I. 20206, 17.0 mm SL, Yudomari; KAUM-I. 20249, 24.9 mm SL, Kurio; KAUM-I. 20331, 34.3 mm SL, Isso; KAUM-I. 21767, 29.2 mm SL, Kurio; KAUM-I. 21768, 27.2 mm SL, Kurio; KPM-NI 22513, 24.4 mm SL, Yudomari; KPM-NI 22546, 28.4 mm SL, Kurio.

Remarks: All previous records of *A. crassiceps* “Akane-tenjikudai” in Japanese waters (e.g., Hayashi, 2002) were based on mis-identifications of a species of the *A. talboti* group (Yoshida et al., 2010).



Fig. 156. *Apogon crassiceps* (KAUM-I. 20331, 34.3 mm SL).

Apogon doederleini Jordan and Snyder, 1901
[Jpn name: Osujiishimochi] (Fig. 157)

KPM-NI 24942, 91.2 mm SL, Onoaida; NSMT-P 91664, 74.3 mm SL, Kurio; NSMT-P 95410, 2 specimens, 81.6–90.0 mm SL, Miyanoura; NSMT-P 95422, 6 specimens, 67.0–90.5 mm SL, Miyanoura Port.

Arai and Ida (1975): NSMT-P 17815, 74.0 mm SL, Kusugawa. Ichikawa et al. (1992): Yaku-shima Island. Kuniyasu (1999): Kurio.

Yoshida et al. (2010): FRLM 34706, 103.7 mm SL, Yudomari; KAUM-I. 11124, 99.2 mm SL, Ambo Port; KAUM-I. 11440, 46.5 mm SL, Isso; KAUM-I. 11441, 47.5 mm SL, Isso; KAUM-I. 11442, 46.5 mm SL, Isso; KAUM-I. 11443, 52.7 mm SL, Isso; KAUM-I. 11444, 44.5 mm SL, Isso; KAUM-I. 11446, 48.7 mm SL, Isso; KAUM-I. 11447, 43.9 mm SL, Isso; KAUM-I. 11448, 41.2 mm SL, Isso; KAUM-I. 11449, 41.5 mm SL, Isso; KAUM-I. 11450, 51.6 mm SL, Isso; KAUM-I. 11451, 52.1 mm SL, Isso; KAUM-I. 11452, 51.9 mm SL, Isso; KAUM-I. 20071, 85.7 mm SL, Yudomari; KAUM-I. 20072, 62 mm SL, Yudomari; KAUM-I. 20343, 56 mm SL, Isso; KAUM-I. 21751, 91.9 mm SL, Ambo Port; KAUM-I. 25234, 78.1 mm SL, Ambo Port; MUFS 25446, 92.7 mm SL, Ambo Port; MUFS 25447, 85.4 mm SL, Ambo Port; MUFS 25448, 70.9 mm SL, Ambo Port; MUFS 25449, 69.2 mm SL, Ambo Port; MUFS 25450, 69.4 mm SL, Ambo Port.



Fig. 157. *Apogon doederleini* (KAUM-I. 11124, 99.2 mm SL).

Apogon endekataenia Bleeker, 1852

[Jpn name: Kosujiishimochi] (Fig. 158)

Ichikawa et al. (1992): Yaku-shima Island. Yoshida et al. (2010): KAUM-I. 21786, 26.8 mm SL, Isso.

Apogon exostigma (Jordan and Starks, 1906)

[Jpn name: Yukataishimochi] (Fig. 159)

Yoshida et al. (2010): BSKU 96553, 45.8 mm SL, Yudomari; KPM-NI 22551, 28.1 mm SL, Kurio.



Fig. 158. *Apogon endekataenia* (KAUM-I. 21786, 26.8 mm SL).



Fig. 159. *Apogon exostigma* (BSKU 96553, 45.8 mm SL).

Apogon fasciatus (White, 1790)

[Jpn name: Furaiishimochi] (Fig. 160)

Yoshida et al. (2010): Isso.



Fig. 160. *Apogon fasciatus* (off Isso; from Yoshida et al., 2010).

Apogon fraenatus Valenciennes, 1832

[Jpn name: Hitosujiishimochi] (Fig. 161)

Yoshida et al. (2010): Isso.

Apogon indicus Greenfield, 2001

[Jpn name: Ryukyuishimochi] (Fig. 162)

Yoshida et al. (2010): NSMT-P 95448, 32.9 mm SL, Haruo.

Remarks: Greenfield (2001) considered *A.*



Fig. 161. *Apogon fraenatus* (off Isso; from Yoshida et al., 2010).

erythrinus Snyder, 1904 an endemic species to the Hawaiian Islands, and some Japanese specimens previously identified as *A. erythrinus* were his new species, *A. indicus* (see Yoshida et al., 2010).



Fig. 162. *Apogon indicus* (NSMT-P 95448, 32.9 mm SL, preserved specimen).

Apogon kallopterus Bleeker, 1856

[Jpn name: Kasuriishimochi] (Fig. 163)

Kuniyasu (1999): Kurio. Yoshida et al. (2010): Isso.



Fig. 163. *Apogon kallopterus* (off Isso; from Yoshida et al., 2010).

Apogon kominatoensis Ebina, 1935

[Jpn name: Kominatotenjikudai] (Fig. 164)

Yoshida et al. (2010): BSKU 96655, 29.7 mm SL, Isso; FRLM 34709, 38.3 mm SL, Yudomari; KAUM-I. 11133, 29.0 mm SL, Kurio; KAUM-I. 11290, 37.7 mm SL, Yudomari; KAUM-I. 11291, 42.3 mm SL, Yudomari; KAUM-I. 11652, 27.9 mm SL, Ambo; KAUM-I. 20041, 40.2 mm SL, Yudomari; KAUM-I. 20248, 39.3 mm SL, Kurio; KAUM-I. 20259, 41.3 mm SL, Kurio; KAUM-I. 20260, 41.2 mm SL, Kurio; KAUM-I. 20261, 32.7 mm SL, Kurio; KAUM-I. 20332, 35.4 mm SL, Isso; KAUM-I. 21766, 27.1 mm SL, Kurio; NSMT-P 91356, 40 mm SL, Yudomari; NSMT-P 91357, 37 mm SL, Yudomari; NSMT-P 95461, 36.7 mm SL, Haruo.

Remarks: Many Japanese authors (e.g., Hayashi, 2002) have used a name, *A. coccineus* Rüppell, 1838, for this species. However, *A. coccineus* has been regarded as a western Indian Ocean species (Randall, 2005; Yoshida et al., 2010).



Fig. 164. *Apogon kominatoensis* (KAUM-I. 20332, 35.4 mm SL).

Apogon moluccensis Valenciennes, 1832

[Jpn name: Sehoshitenjikudai] (Fig. 165)

Yoshida et al. (2010): BSKU 96640, 46.8 mm SL, Isso; KAUM-I. 20378, 43.1 mm SL, Isso.

Remarks: Many Japanese authors (e.g., Hayashi, 2002) have used a name, *A. ventrifasciatus* Allen et al., 1994, for this species. However, Fraser et al. (2002) regarded *A. ventrifasciatus* as a junior synonym of *A. moluccensis*.



Fig. 165. *Apogon moluccensis* (KAUM-I. 20378, 43.1 mm SL).

Apogon nigrofasciatus Lachner, 1953

[Jpn name: Minamifutosujiishimochi] (Fig. 166)

Ichikawa et al. (1992): Yaku-shima Island. Kuniyasu (1999): Kurio. Yoshida et al. (2010): BSKU 96605, 58.9 mm SL, Kurio.



Fig. 166. *Apogon nigrofasciatus* (BSKU 96605, 58.9 mm SL).

Apogon notatus (Houttuyn, 1782)

[Jpn name: Kurohoshiishimochi] (Fig. 167)

Jordan and Starks (1906): whereabouts of a single specimen from Yaku-shima Island is unknown. Yoshida et al. (2010): Isso.



Fig. 167. *Apogon notatus* (off Isso; from Yoshida et al., 2010).

Apogon novemfasciatus Cuvier, 1828
[Jpn name: Tasujiishimochi] (Fig. 168)

Kuniyasu (1999): Kurio. Yoshida et al. (2010):
KAUM-I. 21759, 33.7 mm SL, Ambo.



Fig. 168. *Apogon novemfasciatus* (KAUM-I. 21759, 33.7 mm SL).

Apogon parvulus (Smith and Radcliffe, 1912)
[Jpn name: Neontenjikutadai]

Ichikawa et al. (1992): Yaku-shima Island.

Apogon cf properuptus (Whitley, 1964), dotted type
[Jpn name: “kinsen-ishimochi, dotto-gata”] (Fig. 169)

Yoshida et al. (2010): KAUM-I. 21789,
37.8 mm SL, Isso; KAUM-I. 21790, 40.2 mm
SL, Isso; KAUM-I. 21791, 36.6 mm SL, Isso;
KAUM-I. 21792, 35.1 mm SL, Isso.



Fig. 169. *Apogon cf properuptus* (KAUM-I. 21790, 40.2 mm SL).

Apogon cf properuptus (Whitley, 1964), lined type
[Jpn name: “kinsen-ishimochi, rain-gata”] (Fig. 170)

Yoshida et al. (2010): KAUM-I. 20112, 32.3
mm SL, Yudomari; KAUM-I. 20207, 31.7 mm
SL, Yudomari; KPM-NI 22506, 41.1 mm SL, Yu-
domari.



Fig. 170. *Apogon cf properuptus* (KAUM-I. 20112, 32.3 mm SL).

Apogon selas Randall and Hayashi, 1990

[Jpn name: Nagareboshi]

Kuniyasu (1999): Kurio.

Apogon seminigracaudus Greenfield, 2007

[Jpn name: Ogurotenjikudai] (Fig. 171)

Yoshida et al. (2010): KAUM-I. 21785, 26.8
mm SL, Isso.

Remarks: Japanese specimens previously
identified as *Apogon fuscus* Quoy and Gaimard,
1825 (or *Nectamia fusca*) were described by
Greenfield (2007) as a new species, *A. seminigra-
caudus*.



Fig. 171. *Apogon seminigracaudus* (KAUM-I. 21785, 26.8 mm SL, Isso).

Apogon semiornatus Peters, 1876

[Jpn name: Yamitenjikudai] (Fig. 172)

Yoshida et al. (2010): Isso.

Apogon taeniophorus Regan, 1908

[Jpn name: Misujitenjikudai] (Fig. 173)

Arai and Ida (1975, as *A. endekataenia*):
NSMT-P 17846, 4 specimens, 28.8–68.0 mm
SL, Kusugawa. Yoshida et al. (2010): BSKU



Fig. 172. *Apogon semiornatus* (off Isso; from Yoshida et al., 2010).

96641, 37.8 mm SL, Isso; FRLM 34677, 47.2 mm SL, Kurio; KAUM-I. 11171, 59.3 mm SL, Kurio; KAUM-I. 11358, 76.9 mm SL, Kurio; KAUM-I. 11359, 76.1 mm SL, Kurio; KAUM-I. 20208, 28.2 mm SL, Yudomari; KAUM-I. 20240, 76.8 mm SL, Kurio; KAUM-I. 20341, 90.4 mm SL, Isso; KAUM-I. 20344, 88.8 mm SL, Isso; KAUM-I. 21718, 15.5 mm SL, Kurio; KAUM-I. 21719, 16.6 mm SL, Kurio; KAUM-I. 21720, 14.8 mm SL, Kurio; KAUM-I. 25227, 87.4 mm SL, Nagata; KPM-NI 22577, 21.8 mm SL, Isso; KPM-NI 22578, 25.8 mm SL, Isso; MUFS 25595, 57.7 mm SL, Kurio; MUFS 25596, 56.6 mm SL, Kurio; MUFS 25597, 63.1 mm SL, Kurio; NSMT-P 17846, 4 specimens: 28.8–68.0 mm SL, Kusugawa; NSMT-P 91351, 45.9 mm SL, Yudomari; NSMT-P 91682, 3 specimens: 58.4–69.3 mm SL, Kurio; NSMT-P 95459, 2 specimens: 32.6–84.6 mm SL, Haruo; NSMT-P 95463, 87.8 mm SL, Hirauchi.

Remarks: Yoshida et al. (2010) regarded Mabuchi et al.'s (2004) "spotted type of Misujitenjikudai" as *A. taeniophorus*.



Fig. 173. *Apogon taeniophorus* (KAUM-I. 11359, 76.1 mm SL).

Apogon cf taeniophorus Regan, 1908, lined type [Jpn name: "misujitenjikudai, rain-gata"] (Fig. 174)

Yoshida et al. (2010): KPM-NI 22579, 25.1 mm SL, Isso.

Remarks: The specimen is identified as Mabuchi et al.'s (2004) "lined type of Misujitenjikudai". Taxonomic status of this species is still unknown.



Fig. 174. *Apogon cf taeniophorus* (KPM-NI 22579, 25.1 mm SL).

Apogonichthyoides timorensis (Bleeker, 1854)

[Jpn name: Kakureishimochi] (Fig. 175)

Yoshida et al. (2010): KAUM-I. 20076, 59.9 mm SL, Yudomari; KPM-NI 22542, 29.0 mm SL, Yudomari; KPM-NI 22580, 21.9 mm SL, Isso.



Fig. 175. *Apogonichthyoides timorensis* (KAUM-I. 20076, 59.9 mm SL).

Archamia fucata (Cantor, 1849)

[Jpn name: Sumitsukiatohikitenjikudai] (Fig. 176)

BSKU 96549, 50.6 mm SL, Yudomari; KAUM-I. 20044, 49.5 mm SL, Yudomari; KAUM-I. 20074, 53.3 mm SL, Yudomari; KAUM-I. 20075, 73.5 mm SL, Yudomari.

Remarks: *Archamia dispilus* Lachner, 1951 was recently synonymized with *A. fucata* by Gon and Randall (2003).



Fig. 176. *Archamia fucata* (KAUM-I. 20075, 73.5 mm SL).

***Cheilodipterus artus* Smith, 1961**

[Jpn name: Kasumiyaraiishimochi]

Yoshida et al. (2010): Isso.

Remarks: Hayashi's (2002) *C. subulatus* was re-identified as *C. artus* (see Yoshida et al., 2010).

***Cheilodipterus intermedius* Gon, 1993**

[Jpn name: Sudareyaraiishimochi] (Fig. 177)

Yoshida et al. (2010): Isso.

Remarks: Hayashi's (2002) *C. artus* was re-identified as *C. intermedius* (see Yoshida et al., 2010).



Fig. 177. *Cheilodipterus intermedius* (upper: young; lower: adult; off Isso; from Yoshida et al., 2010).

***Cheilodipterus macrodon* (Lacepède, 1802)**

[Jpn name: Ryukyuyaraiishimochi] (Fig. 178)

Arai and Ida (1975, as *Cheilodipterus lineatus*): Kusugawa [two specimens (107–118 mm TL) were reported, but not found at NSMT]. Ichikawa et al. (1992): Yaku-shima Island. Kuniyasu (1999): Kurio. Yoshida et al. (2010): BSKU 96548, 58.7 mm SL, Yudomari; KAUM-I. 11453, 70.5 mm SL, Isso.



Fig. 178. *Cheilodipterus macrodon* (BSKU 96548, 58.7 mm SL).

***Cheilodipterus quinquelineatus* Cuvier, 1828**

[Jpn name: Yaraiishimochi] (Fig. 179)

Ichikawa et al. (1992): Yaku-shima Island. Kuniyasu (1999): Kurio. Yoshida et al. (2010): KAUM-I. 11289, 50.0 mm SL, Yudomari; KAUM-I. 20049, 80.3 mm SL, Yudomari; KAUM-I. 20068, 101.9 mm SL, Yudomari; KAUM-I. 20070, 85.8 mm SL, Yudomari; KAUM-I. 20073, 42.0 mm SL, Yudomari; KAUM-I. 20535, 65.5 mm SL, Yudomari; KPM-NI 22511, 40.0 mm SL, Yudomari.



Fig. 179. *Cheilodipterus quinquelineatus* (KAUM-I. 11289, 50.0 mm SL).

Foa brachygramma (Jenkins, 1903)

[Jpn name: Taiwammatoishimochi] (Fig. 180)

Yoshida et al. (2010): Isso.



Fig. 180. *Foa brachygramma* (off Isso; from Yoshida et al., 2010).

Fowleria isostigma (Jordan and Seale, 1906)

[Jpn name: Nahamatoishimochi] (Fig. 181)

Yoshida et al. (2010): BSKU 96573, 17.0 mm SL, Yudomari.



Fig. 181. *Fowleria isostigma* (BSKU 96573, 17.0 mm SL).

Fowleria cf marmorata (Alleyne and Macleay, 1877)
[Jpn name: Obishibori] (Fig. 182)

Yoshida et al. (2010): KAUM-I. 21784, 39.8 mm SL, Isso.

Remarks: The specimen was identified as *F. marmorata*, but differed from published meristic data for *F. marmorata* in having 6 or 7 pored lateral-line scales (vs. 10–13 in the latter) (see Yoshida et al., 2010).



Fig. 182. *Fowleria cf marmorata* (KAUM-I. 21784, 39.8 mm SL).

Fowleria variegata (Valenciennes, 1832)

[Jpn name: Shibori] (Fig. 183)

Yoshida et al. (2010): BSKU 96547, 33.8 mm SL, Yudomari; KPM-NI 22505, 28.8 mm SL, Yudomari.



Fig. 183. *Fowleria variegata* (KPM-NI 22505, 28.8 mm SL).

Neamia octospina Smith and Radcliffe, 1912

[Jpn name: Yatsutogetenjikudai] (Fig. 184)

Yoshida et al. (2010): Isso.



Fig. 184. *Neamia octospina* (off Isso; from Yoshida et al., 2010).

Nectamia bandanensis (Bleeker, 1854)

[Jpn name: Bandaishimochi] (Fig. 185)

Yoshida et al. (2010): BSKU 96538, 66.0 mm SL, Yudomari; KAUM-I. 20069, 67.8 mm SL, Yudomari.

Remarks: Fraser (2008) allocated this species to *Nectamia* from *Apogon*.



Fig. 185. *Nectamia bandanensis* (BSKU 96538, 66.0 mm SL).

Pseudamia gelatinosa Smith, 1956

[Jpn name: Numeritenjikudai] (Fig. 186)

Yoshida et al. (2010): BSKU 96540, 42.9 mm SL, Yudomari; KAUM-I. 20120, 31.2 mm SL, Yudomari; KAUM-I. 20163, 16.4 mm SL, Yudomari; KAUM-I. 20164, 21.0 mm SL, Yudomari; KAUM-I. 20165, 14.9 mm SL, Yudomari; KAUM-I. 20166, 16.5 mm SL, Yudomari; KPM-NI 22529, 18.7 mm SL, Yudomari.



Fig. 186. *Pseudamia gelatinosa* (BSKU 96540, 42.9 mm SL).

Rhabdamia gracilis (Bleeker, 1856)

[Jpn name: Sukashitenjikudai] (Fig. 187)

Yoshida et al. (2010): Isso.



Fig. 187. *Rhabdamia gracilis* (off Isso; from Yoshida et al., 2010).

Siphamia majimai Matsubara and Iwai, 1958

[Jpn name: Majimakuroishimochi] (Fig. 188)

Yoshida et al. (2010): BSKU 96557, 16.9 mm SL, Yudomari; KAUM-I. 20158, 20.3 mm SL, Yudomari; KAUM-I. 20211, 19.3 mm SL, Yudomari; KPM-NI 22582, 16.9 mm SL, Isso.



Fig. 188. *Siphamia majimai* (KAUM-I. 20158, 20.3 mm SL).

Siphamia tubulata (Weber, 1909)

[Jpn name: Inazumahikariishimochi] (Fig. 189)

Yoshida et al. (2010): Isso.



Fig. 189. *Siphamia tubulata* (off Isso; from Yoshida et al., 2010).

Siphamia versicolor (Smith and Radcliffe, 1911)
[Jpn name: Hikariishimochi]
Ichikawa et al. (1992): Yaku-shima Island.

FAMILY MALACANTHIDAE

Hoplolatilus cuniculus Randall and Dooley, 1974
[Jpn name: Okinawasangoamadai] (Fig. 190)



Fig. 190. *Hoplolatilus cuniculus* (off Nagata, 40 m, 5 June 2009, S. Harazaki).

Hoplolatilus fronticinctus (Günther, 1887)
[Jpn name: None] (Fig. 191)

Remarks: The photographed individual has the following characters: caudal fin forked; opercular spine smaller than pupil diameter; depth of posterior margin of maxilla less than pupil diameter; dorsal fin with 10 spines and 13 soft rays; anal fin with two spines and 12 soft rays; a blue saddle-shaped blotch on caudal peduncle dorsally; a blue band from snout to eye; dorsal and anal fins yellowish, with bluish green basally and pink distally; and caudal fin yellowish, with bluish green stripes along upper and lower margins. These characters agree with description of *H. fronticinctus* given by Dooley (1999). This species is distributed in the Indo-West Pacific, and has been known from the Philippines to the Solomon Islands in the western Pacific (Dooley, 1999). Recently, Senou et al. (2006b) reported juveniles of this species as *Hoplolatilus* sp. from Izu-oshima Island on the basis of underwater photographs (KPM-NR 31560, 62592). A juvenile of this species was also photographed at a depth of

55 m off Kume-jima Island in 1999 (KPM-NR 29578). The photograph of the species taken at Yaku-shima Island represents the first record of *H. fronticinctus* from the island. This species is relatively common in depths of more than 50 m off Yaku-shima Island. Specimens of the species have never been collected from Japanese waters.



Fig. 191. *Hoplolatilus fronticinctus* (off Nagata, 60 m, 28 Nov. 2009, S. Harazaki).

Malacanthus brevirostris Guichenot, 1848
[Jpn name: Yaseamadai]
Ichikawa et al. (1992): Yaku-shima Island.

Malacanthus latovittatus (Lacepède, 1801)
[Jpn name: Kitsuneamadai]
Ichikawa et al. (1992): Yaku-shima Island.
Kuniyasu (1999): Kurio.

FAMILY CORYPHAENIDAE

Coryphaena hippurus Linnaeus, 1758
[Jpn name: Shiira]
Ichikawa et al. (1992): Yaku-shima Island.

FAMILY RACHYCENTRIDAE

Rachycentron canadum (Linnaeus, 1766)
[Jpn name: Sugi]
Ichikawa et al. (1992): Yaku-shima Island.

FAMILY ECHENEIDAE

Echeneis naucrates Linnaeus, 1758
[Jpn name: Kobanzame]
Ichikawa et al. (1992): Yaku-shima Island.
Kuniyasu (1999): Kurio.

FAMILY CARANGIDAE

Alectis ciliaris (Bloch, 1787)

[Jpn name: Itohikiaiji]

Ichikawa et al. (1992): Yaku-shima Island.

Carangoides fulvoguttatus (Forsskål, 1775)

[Jpn name: Hoshikaiwari]

Ichikawa et al. (1992): Yaku-shima Island.

Carangoides orthogrammus (Jordan and Gilbert, 1882)

[Jpn name: Nan-yokaiwari] (Fig. 192)

NSMT-P 91960, 357.6 mm SL, Hirauchi.

Ichikawa et al. (1992): Yaku-shima Island.



Fig. 192. *Carangoides orthogrammus* (NSMT-P 91960, 357.6 mm SL).

Caranx ignobilis (Forsskål, 1775)

[Jpn name: Ronin-aji]

Ichikawa et al. (1992): Yaku-shima Island.

Caranx melampygus Cuvier, 1833

[Jpn name: Kasumiaiji] (Fig. 193)

KAUM-I. 11272, 125.3 mm SL, Yudomari;
NSMT-P 77628, 459.8 mm SL, Nanase.

Ichikawa et al. (1992): Yaku-shima Island.

Caranx papuensis Alleyne and Macleay, 1877

[Jpn name: Onihiraaji] (Fig. 194)

KAUM-I. 24696, 44.8 mm SL, mouth of Kurio River.

Caranx sexfasciatus Quoy and Gaimard, 1825

[Jpn name: Gingameaji] (Fig. 195)

KAUM-I. 11273, 107.8 mm SL, Yudomari;
KAUM-I. 25224, 162.8 mm SL, Nagata; KAUM-I. 25225, 170.2 mm SL, Nagata; KAUM-I. 25226, 165.7 mm SL, Nagata; KPM-NI 24257, 131.8



Fig. 193. *Caranx melampygus* (upper: KAUM-I. 11272, 125.3 mm SL; lower: NSMT-P 77628, 459.8 mm SL).



Fig. 194. *Caranx papuensis* (KAUM-I. 24696, 44.8 mm SL, preserved specimen).

mm SL, mouth of Nagata River; KPM-NI 24274, 149.9 mm SL, mouth of Miyanoura River; KPM-NI 24277, 242.4 mm SL, mouth of Miyanoura River; KPM-NI 24281, 123.3 mm SL, mouth of Nagata River; KPM-NI 24661, 146.7 mm SL, mouth of Nagata River; KPM-NI 24662, 154.3 mm SL, mouth of Nagata River; KPM-NI 24673, 177.1 mm SL, Onoaida; KPM-NI 24674, 160.3 mm SL, Onoaida; KPM-NI 24675, 162.2 mm SL, Onoaida; NSMT-P 77582, 288.8 mm SL, Nagata; NSMT-P 77664, 170.5 mm SL, Miyanoura; NSMT-P 77665, 161.0 mm SL, Miyanoura; NSMT-P 91370, 115 mm SL, Yudomari; NSMT-P 96014, 263.0 mm SL, mouth of Miyanoura River; NSMT-P 96390, 156.5 mm SL, mouth of Tainoko River.

Ichikawa et al. (1992): Yaku-shima Island.



Fig. 195. *Caranx sexfasciatus* (KPM-NI 24277, 242.4 mm SL).

Decapterus macarellus (Cuvier, 1833)

[Jpn name: Kusayamoro] (Fig. 196)

FRLM 34662, 252.5 mm SL, off Ambo; FRLM 34663, 316.0 mm SL, off Ambo; FRLM 34664, 282.1 mm SL, off Ambo; FRLM 34665, 274.5 mm SL, off Ambo; FRLM 34666, 292.0 mm SL, off Ambo; FRLM 34667, 299.7 mm SL, off Ambo; FRLM 34668, 268.7 mm SL, off Ambo; FRLM 34669, 275.5 mm SL, off Ambo; FRLM 34670, 275.5 mm SL, off Ambo; FRLM 34704, 360.1 mm SL, Yaku-shima Island; KAUM-I. 11254, 364.3 mm SL, Yaku-shima Island; NSMT-P 76551, 247.9 mm SL, south of Yaku-shima Island; NSMT-P 76552, 4 specimens, 253.4–275.5 mm SL, south of Yaku-shima Island. Ichikawa et al. (1992): Yaku-shima Island.



Fig. 196. *Decapterus macarellus* (KAUM-I. 11254, 364.3 mm SL).

Decapterus macrosoma Bleeker, 1851

[Jpn name: Moro] (Fig. 197)

NSMT-P 76550, 7 specimens, 222.2–285.9 mm SL, south of Yaku-shima Island.

Decapterus muroadsi (Temminck and Schlegel, 1844)

[Jpn name: Muroaji]

Ichikawa et al. (1992): Yaku-shima Island.



Fig. 197. *Decapterus macrosoma* (NSMT-P 76550, 285.9 mm SL, preserved specimen).

Decapterus tabl Berry, 1968

[Jpn name: Oakamuro] (Fig. 198)

NSMT-P 76549, 5 specimens, 266.0–302.2 mm SL, south of Yaku-shima Island.



Fig. 198. *Decapterus tabl* (NSMT-P 76549, 302.2 mm SL, preserved specimen).

Elagatis bipinnulata (Quoy and Gaimard, 1825)

[Jpn name: Tsumuburi] (Fig. 199)

NSMT-P 91962, 459.6 mm SL, Hirauchi; NSMT-P 91963, 432.5 mm SL, Hirauchi. Ichikawa et al. (1992): Yaku-shima Island.



Fig. 199. *Elagatis bipinnulata* (NSMT-P 91962, 459.6 mm SL).

Naucrates ductor (Linnaeus, 1758)

[Jpn name: Burimodoki]

Ichikawa et al. (1992): Yaku-shima Island.

Pseudocaranx dentex (Bloch and Schneider, 1801)

[Jpn name: Shimaaji]

Ichikawa et al. (1992): Yaku-shima Island.

Scomberoides lysan (Forsskål, 1775)

[Jpn name: Ikekatsuo]

Ichikawa et al. (1992): Yaku-shima Island.

Selar crumenophthalmus (Bloch, 1793)

[Jpn name: Meaji]

Ichikawa et al. (1992): Yaku-shima Island.

Seriola dumerili (Risso, 1810)

[Jpn name: Kampachi] (Fig. 200)

KPM-NI 24273, 170.8 mm SL, Ambo; KPM-NI 24275, 176.3 mm SL, mouth of Ambo River.

Ichikawa et al. (1992): Yaku-shima Island.



Fig. 200. *Seriola dumerili* (KPM-NI 24273, 170.8 mm SL).

Seriola lalandi Valenciennes, 1833

[Jpn name: Hiramasa]

Ichikawa et al. (1992): Yaku-shima Island.

Seriola quinqueradiata Temminck and Schlegel, 1845

[Jpn name: Buri]

Ichikawa et al. (1992): Yaku-shima Island.

Seriola rivoliana Valenciennes, 1833

[Jpn name: Hirenagakampachi]

Ichikawa et al. (1992): Yaku-shima Island.

Trachinotus baillonii (Lacepède, 1801)

[Jpn name: Koban-aji] (Fig. 201)

KAUM-I. 11408, 11.9 mm SL, Kurio; KAUM-I. 15414, 105.6 mm SL, Yaku-shima Island; KPM-NI 24667, 258.0 mm SL, Onoaida.

Ichikawa et al. (1992): Yaku-shima Island.

Trachinotus blochii (Lacepède, 1801)

[Jpn name: Marukoban]

Ichikawa et al. (1992): Yaku-shima Island.



Fig. 201. *Trachinotus baillonii* (KPM-NI 24667, 258.0 mm SL).

Trachurus japonicus (Temminck and Schlegel, 1844)

[Jpn name: Maaji]

Ichikawa et al. (1992): Yaku-shima Island.

FAMILY BRAMIDAE

Pteraclis aesticola (Jordan and Snyder, 1901)

[Jpn name: Benten-uo] (Fig. 202)

Senou and Kanno (2004): Isso.



Fig. 202. *Pteraclis aesticola* (off Isso; after Senou and Kanno, 2004).

FAMILY LUTJANIDAE

Aprion virescens Valenciennes, 1830

[Jpn name: Aochibiki] (Fig. 203)

NSMT-P 91961, 441.4 mm SL, Hirauchi.

Ichikawa et al. (1992): Yaku-shima Island.

Etelis coruscans Valenciennes, 1862

[Jpn name: Hamadai] (Fig. 204)

KAUM-I. 21947, 271.4 mm SL, Yaku-shima Island.



Fig. 203. *Aprion virescens* (NSMT-P 91961, 441.4 mm SL).



Fig. 204. *Etelis coruscans* (KAUM-I. 21947, 271.4 mm SL).



Fig. 205. *Lutjanus argentimaculatus* (upper: KAUM-I. 20303, 66.7 mm SL; lower: KAUM-I. 25229, 208.5 mm SL).

Lutjanus argentimaculatus (Forsskål, 1775)

[Jpn name: Gomafuedai] (Fig. 205)

BSKU 96690, 18.7 mm SL, Kurio; KAUM-I. 20303, 66.7 mm SL, mouth of Kurio River; KAUM-I. 24697, 57.6 mm SL, mouth of Kurio River; KAUM-I. 24698, 20.4 mm SL, mouth of Kurio River; KAUM-I. 25229, 208.5 mm SL, mouth of Ambo River; KPM-NI 24280, 262.4 mm SL, mouth of Miyanoura River; NSMT-P 68063, 36.9 mm SL, mouth of Nagata River; NSMT-P 77626, 309 mm SL, mouth of Miyanoura River; NSMT-P 96393, 265.7 mm SL, Ambo.

Ichikawa et al. (1992): Yaku-shima Island.

Lutjanus bengalensis (Bloch, 1790)

[Jpn name: Bengarufuedai] (Fig. 206)



Fig. 206. *Lutjanus bengalensis* (off Isso, 20 m, 16 Jan. 2010, S. Harazaki).

Lutjanus bohar (Forsskål, 1775)

[Jpn name: Barafuedai] (Fig. 207)

NSMT-P 77718, 630 mm SL, Kurio.

Ichikawa et al. (1992): Yaku-shima Island.

Kuniyasu (1999): Kurio.

Lutjanus decussatus (Cuvier, 1828)

[Jpn name: Amimefuedai]

Ichikawa et al. (1992): Yaku-shima Island.



Fig. 207. *Lutjanus bohar* (NSMT-P 77718, 630 mm SL).

Lutjanus fulviflamma (Forsskål, 1775)

[Jpn name: Nisekurohoshifuedai] (Fig. 208)

KAUM-I. 11486, 56.4 mm SL, mouth of Miyanoura River; KAUM-I. 21761, 76.7 mm SL, mouth of Ambo River; KPM-NI 24251, 99.6 mm

SL, mouth of Nagata River; KPM–NI 24660, 76.2 mm SL, mouth of Nagata River.

Ichikawa et al. (1992): Yaku-shima Island.
Kuniyasu (1999): Kurio.



Fig. 208. *Lutjanus fulviflamma* (KAUM–I. 21761, 76.7 mm SL).

Lutjanus fulvus (Forster, 1801)

[Jpn name: Okifuedai] (Fig. 209)

KAUM–I. 11404, 111.7 mm SL, mouth of Ambo River; KAUM–I. 20309, 77.9 mm SL, mouth of Kurio River; KAUM–I. 20325, 26.4 mm SL, mouth of Kurio River; KAUM–I. 25048, 81.2 mm SL, mouth of Nagata River; KAUM–I. 25233, 147.5 mm SL, Ambo; KPM–NI 22571, 21.7 mm SL, mouth of Kurio River.

Ichikawa et al. (1992): Yaku-shima Island.
Kuniyasu (1999): Kurio.

Lutjanus gibbus (Forsskål, 1775)

[Jpn name: Himefuedai] (Fig. 210)

MUFS 25530, 158.6 mm SL, Yudomari.

Ichikawa et al. (1992): Yaku-shima Island.
Kuniyasu (1999): Kurio.

Lutjanus kasmira (Forsskål, 1775)

[Jpn name: Yosujifuedai]

Ichikawa et al. (1992): Yaku-shima Island.
Kuniyasu (1999): Kurio.

Lutjanus monostigma (Cuvier, 1828)

[Jpn name: Ittenfuedai]

Ichikawa et al. (1992): Yaku-shima Island.
Kuniyasu (1999): Kurio.



Fig. 209. *Lutjanus fulvus* (upper: KAUM–I. 20325, 26.4 mm SL; lower: KAUM–I. 25048, 81.2 mm SL).



Fig. 210. *Lutjanus gibbus* (MUFS 25530, 158.6 mm SL).

Lutjanus quinquelineatus (Bloch, 1790)

[Jpn name: Rokusenfuedai] (Fig. 211)

NSMT–P 77654, 126.2 mm SL, Nagata.

Ichikawa et al. (1992, as *Lutjanus spilurus*):
Yaku-shima Island.

Lutjanus rivulatus (Cuvier, 1828)

[Jpn name: Namifuedai]

Kuniyasu (1999): Kurio.

Lutjanus russellii (Bleeker, 1849)

[Jpn name: Kurohoshifuedai] (Fig. 212)

KAUM–I. 11504, 19.6 mm SL, mouth of Miyanoura River.

Kuniyasu (1999): Kurio.



Fig. 211. *Lutjanus quinquelineatus* (NSMT-P 77654, 126.2 mm SL).



Fig. 213. *Lutjanus stellatus* (KAUM-I. 21760, 75.9 mm SL).



Fig. 212. *Lutjanus russellii* (KAUM-I. 11504, 19.6 mm SL).



Fig. 214. *Macolor macularis* (off Isso, 18 m, 25 Aug. 2004, S. Harazaki).

Lutjanus sebae (Cuvier, 1816)

[Jpn name: Sennendai]

Ichikawa et al. (1992): Yaku-shima Island.

Lutjanus stellatus Akazaki, 1983

[Jpn name: Fuedai] (Fig. 213)

KAUM-I. 21760, 75.9 mm SL, mouth of Ambo River; KAUM-I. 21762, 80.4 mm SL, mouth of Ambo River; KAUM-I. 25048, 81.2 mm SL, mouth of Nagata River; MUFS 25564, 34.8 mm SL, Kurio; NSMT-P 77651, 203 mm SL, Nagata.

Ichikawa et al. (1992): Yaku-shima Island.
Kuniyasu (1999): Kurio.

Macolor macularis Fowler, 1931

[Jpn name: Hohosujitarumi] (Fig. 214)

Macolor niger (Forsskål, 1775)

[Jpn name: Madaratarumi]

Ichikawa et al. (1992): Yaku-shima Island.

Paracaesio caerulea (Katayama, 1934)

[Jpn name: Aodai]

Ichikawa et al. (1992): Yaku-shima Island.

Paracaesio kusakarii Abe, 1960

[Jpn name: Shimaodai]

Ichikawa et al. (1992): Yaku-shima Island.

Paracaesio xanthura (Bleeker, 1869)

[Jpn name: Umeiro] (Fig. 215)

FRLM 34698, 249.5 mm SL, Yaku-shima Island; FRLM 34699, 247.0 mm SL, Yaku-shima Island; KAUM-I. 11252, 264.2 mm SL, Yaku-shima Island; KAUM-I. 11253, 267.7 mm SL, Yaku-shima Island; MUFS 25523, 260.9 mm SL, Yaku-shima Island; MUFS 25524, 255.5 mm SL,

Yaku-shima Island; MUFS 25525, 245.8 mm SL,
Yaku-shima Island.

Ichikawa et al. (1992): Yaku-shima Island.




Fig. 215. *Paracaesio xanthura* (KAUM-I. 11253, 267.7 mm SL).

FAMILY CAESIONIDAE

Caesio teres Seale, 1906

[Jpn name: Umeiromodoki] (Fig. 216)

BSKU 96649, 26.1 mm SL, Isso; FRLM 34725, 277.7 mm SL, Kurio.

Ichikawa et al. (1992): Yaku-shima Island.
Kuniyasu (1999): Kurio.



Fig. 216. *Caesio teres* (FRLM 34725, 277.7 mm SL).

Pterocaesio digramma (Bleeker, 1864)

[Jpn name: Takasago]

Ichikawa et al. (1992): Yaku-shima Island.
Kuniyasu (1999): Kurio.

Pterocaesio tile (Cuvier, 1830)

[Jpn name: Kumasasahanamuro]

Ichikawa et al. (1992): Yaku-shima Island.
Kuniyasu (1999): Kurio.

FAMILY LOBOTIDAE

Lobotes surinamensis (Bloch, 1790)

[Jpn name: Matsudai] (Fig. 217)

KAUM-I. 21776, 53.6 mm SL, Kurio.

Ichikawa et al. (1992): Yaku-shima Island.



Fig. 217. *Lobotes surinamensis* (KAUM-I. 21776, 53.6 mm SL).

FAMILY GERREIDAE

Gerres equulus Temminck and Schlegel, 1844

[Jpn name: Kurosagi] (Fig. 218)

KPM-NI 24276, 208.6 mm SL, mouth of
Miyanoura River; KPM-NI 24658, 203.6 mm
SL, mouth of Miyanoura River; NSMT-P 96392,
192.7 mm SL, mouth of Miyanoura River.



Fig. 218. *Gerres equulus* (KPM-NI 24658, 203.6 mm SL).

Gerres filamentosus Cuvier, 1829

[Jpn name: Itohikisagi] (Fig. 219)

KAUM-I. 11488, 42.2 mm SL, mouth of Mi-
yanoura River; KAUM-I. 11497, 42.4 mm SL,
mouth of Miyanoura River; KAUM-I. 24699,

62.3 mm SL, mouth of Kurio River; KAUM-I. 24700, 46.6 mm SL, mouth of Kurio River; KAUM-I. 24701, 43.7 mm SL, mouth of Kurio River; KAUM-I. 24702, 24.1 mm SL, mouth of Kurio River; KAUM-I. 24703, 23.1 mm SL, mouth of Kurio River; KAUM-I. 24704, 22.6 mm SL, mouth of Kurio River; KAUM-I. 24705, 20.1 mm SL, mouth of Kurio River.



Fig. 219. *Gerres filamentosus* (KAUM-I. 11488, 42.2 mm SL).

Gerres oyena (Forsskål, 1775)

[Jpn name: Minamikurosagi] (Fig. 220)

KAUM-I. 11409, 11.0 mm SL, Kurio Beach; KAUM-I. 11411, 8.5 mm SL, Kurio Beach.

Ichikawa et al. (1992): Yaku-shima Island. Kuniyasu (1999): Kurio.

Remarks: Previous records of *G. oyena* from Yaku-shima Island possibly included *G. equulus*.



Fig. 220. *Gerres oyena* (KAUM-I. 11409, 11.0 mm SL).

FAMILY HAEMULIDAE

Diagramma picta picta (Thunberg, 1792)

[Jpn name: Korodai]

Ichikawa et al. (1992, as *Plectorhinchus pictus*): Yaku-shima Island.

Remarks: Johnson et al. (2001) regarded it as a valid subspecies.

Parapristipoma trilineatum (Thunberg, 1793)

[Jpn name: Isaki]

Ichikawa et al. (1992): Yaku-shima Island.

Plectorhinchus chaetodonoides Lacepède, 1801

[Jpn name: Chochokoshodai] (Fig. 221)

Ichikawa et al. (1992): Yaku-shima Island.



Fig. 221. *Plectorhinchus chaetodonoides* (off Isso, 6 m, 11 Apr. 2007, S. Harazaki).

Plectorhinchus chrysotaenia (Bleeker, 1855)

[Jpn name: Nijikoshodai]

Kuniyasu (1999): Kurio.

Plectorhinchus cinctus (Temminck and Schlegel, 1843)

[Jpn name: Koshodai]

Ichikawa et al. (1992): Yaku-shima Island.

Plectorhinchus flavomaculatus (Cuvier, 1830)

[Jpn name: Osharekoshodai] (Fig. 222)

NSMT-P 77642, 267.6 mm SL, mouth of Kurio River.

Kuniyasu (1999): Kurio.



Fig. 222. *Plectorhinchus flavomaculatus* (NSMT-P 77642, 267.6 mm SL).

Plectorhinchus gibbosus (Lacepède, 1802)

[Jpn name: Kurokoshodai] (Fig. 223)

KAUM-I. 24706, 75.9 mm SL, mouth of Kurio River; KPM-NI 24266, 331.3 mm SL, mouth of Miyanoura River; NSMT-P 77639, 359.4 mm SL, Kurio.

Ichikawa et al. (1992, as *Plectorhinchus niger*): Yaku-shima Island. Yonezawa (2003c): Yaku-shima Island. Matsunuma et al. (2009): mouth of Miyanoura River.



Fig. 223. *Plectorhinchus gibbosus* (NSMT-P 77639, 359.4 mm SL).

Plectorhinchus lessonii (Cuvier, 1830).

[Jpn name: Hiregurokoshodai] (Fig. 224)

FRLM 34694, 266.1 mm SL, Kurio; NSMT-P 77633, 282.0 mm SL, Nanase.

Kuniyasu (1999): Kurio.



Fig. 224. *Plectorhinchus lessonii* (FRLM 34694, 266.1 mm SL).

Plectorhinchus lineatus (Linnaeus, 1758)

[Jpn name: Ayakoshodai]

Ichikawa et al. (1992, as *Plectorhinchus goldmammi*): Yaku-shima Island.

Plectorhinchus picus (Cuvier, 1828)

[Jpn name: Ajiakoshodai] (Fig. 225)

NSMT-P 91951, 443 mm SL, Kurio.

Ichikawa et al. (1992): Yaku-shima Island. Kuniyasu (1999): Kurio.



Fig. 225. *Plectorhinchus picus* (NSMT-P 91951, 443 mm SL).

Plectorhinchus vittatus (Linnaeus, 1758)

[Jpn name: Musujikoshodai] (Fig. 226)

FRLM 34723, 349.0 mm SL, Kurio; NSMT-P 77632, 300.6 mm SL, Nanase.

Ichikawa et al. (1992, as *Plectorhinchus diagrammus*): Yaku-shima Island. Kuniyasu (1999, as *Plectorhinchus orientalis*): Kurio.

Remarks: This species has currently been regarded as a senior synonym of *Plectorhinchus orientalis* (Bloch, 1793).



Fig. 226. *Plectorhinchus vittatus* (NSMT-P 77632, 300.6 mm SL).

Pomadasys quadrilineatus Shen and Lin, 1984

[Jpn name: Sujimizoisaki] (Fig. 227)

Senou and Harazaki (2004): Isso. Matsunuma et al. (2009): KAUM-I. 25047, 103.8 mm SL, mouth of Nagata River; underwater photographs, Nagata and mouth of Miyanoura River.



Fig. 227. *Pomadasys quadrilineatus* (KAUM-I. 25047, 103.8 mm SL).

FAMILY NEMIPTERIDAE

Parascalopsis eriomma (Jordan and Richardson, 1909)

[Jpn name: Akatamagashira] (Fig. 228)

KAUM-I. 7409, 208.6 mm SL, Yaku-shima Island; KAUM-I. 7410, 242.0 mm SL, Yaku-shima Island; NSMT-P 95154, 229.1 mm SL, Yaku-shima Island.



Fig. 228. *Parascalopsis eriomma* (KAUM-I. 7410, 242.0 mm SL).

Pentapodus aureofasciatus Russell, 2001

[Jpn name: Yakushimakitsuneuo] (Fig. 229)

KAUM-I. 14137, 156.0 mm SL, Shitoko.

Motomura and Harazaki (2007): KAUM-I. 35, 150.0 mm SL, Shitoko; KAUM-I. 285, 158.5 mm SL, off Isso. Motomura and Sakurai (2008): KAUM-I. 285, 158.5 mm SL, off Isso.

Pentapodus caninus (Cuvier, 1830)

[Jpn name: Kitsuneuo] (Fig. 230)

Motomura and Harazaki (2007): off Isso.

Pentapodus nagasakiensis (Tanaka, 1915)

[Jpn name: Itotamagashira]

Ichikawa et al. (1992): Yaku-shima Island.



Fig. 229. *Pentapodus aureofasciatus* (upper two from Motomura and Harazaki, 2007; lower two: KAUM-I. 285, male, 158.5 mm SL and KAUM-I. 14137, female, 156.0 mm SL).

Scolopsis affinis Peters, 1877

[Jpn name: Himetamagashira] (Fig. 231)

Scolopsis bilineata (Bloch, 1793)

[Jpn name: Futasujitamagashira] (Fig. 232)

KAUM-I. 11334, 164.7 mm SL, Kurio; KPM-NI 24259, 143.4 mm SL, Yoshida.

Ichikawa et al. (1992): Yaku-shima Island. Kuniyasu (1999): Kurio.

Scolopsis lineata Quoy and Gaimard, 1824

[Jpn name: Yokoshimatamagashira]

Ichikawa et al. (1992, as *Scolopsis cancellatus*): Yaku-shima Island. Kuniyasu (1999): Kurio.

Scolopsis monogramma (Cuvier, 1830)

[Jpn name: Hitosujitamagashira] (Fig. 233)




Fig. 230. *Pentapodus caninus* (off Isso; from Motomura and Harazaki, 2007).



Fig. 231. *Scolopsis affinis* (off Isso, 15 m, 15 July 2009, S. Harazaki).



Fig. 232. *Scolopsis bilineata* (KPM-NI 24259, 143.4 mm SL).



Fig. 233. *Scolopsis monogramma* (off Isso, 15 m, 15 July 2009, S. Harazaki).

***Scolopsis trilineata* Kner, 1868**

[Jpn name: None] (Fig. 234)

Remarks: The underwater photograph shows that the fish has scales dorsally on the head reaching forward only to above the middle of the eye; a forked caudal fin; and a body gray dorsally, silvery white ventrally, with distinct stripes on the dorsal and upper lateral surfaces of the body. The dorsal head squamation and color pattern of the photographed individual agree with those of *Scolopsis trilineata* given by Russell (2001) and Randall (2005).

This species has been known in the western Pacific, only from Taiwan to Tonga and Australia (Shen, 1997; Russell, 2001; Randall, 2005); thus the photographed individual taken at Yaku-shima Island represents the first record of the species from Japan and the northernmost record for the species. No other individuals have been observed in the island.



Fig. 234. *Scolopsis trilineata* (off Isso, 9 m, 16 Oct. 2009, S. Harazaki).

FAMILY LETHRINIDAE

Gnathodentex aureolineatus (Lacepède, 1802)

[Jpn name: Nokogiridai]

Ichikawa et al. (1992): Yaku-shima Island.
Kuniyasu (1999): Kurio.***Gymnocranius euanus*** (Günther, 1879)

[Jpn name: Shirodai]

Ichikawa et al. (1992, as *Gymnocranius af-*
finis): Yaku-shima Island.***Gymnocranius griseus*** (Temminck and Schlegel, 1843)

[Jpn: Meichidai] (Fig. 235)

MUFS 25519, 254.0 mm SL, Yaku-shima
Island; MUFS 25520, 316.3 mm SL, Yaku-shima
Island; MUFS 25521, 366.0 mm SL, Yaku-shima
Island; MUFS 25522, 300.0 mm SL, Yaku-shima
Island.Remarks: This name has been applied to more
than one species and is under investigation by Y.
Iwatsuki (MUFS) and his colleagues. The Yaku-
shima Island specimens also include several mor-
photypes.Fig. 235. *Gymnocranius griseus* (MUFS 25519, 254.0 mm SL).***Lethrinus atkinsoni*** Seale, 1910

[Jpn name: Isofuefuki]

Ichikawa et al. (1992, as *Lethrinus mahsena*):
Yaku-shima Island.***Lethrinus haematopterus*** Temminck and Schlegel, 1844

[Jpn name: Fuefukidai]

Ichikawa et al. (1992): Yaku-shima Island.

Lethrinus harak (Forsskål, 1775)

[Jpn name: Matofuefuki]

Ichikawa et al. (1992): Yaku-shima Island.

Lethrinus nebulosus (Forsskål, 1775)

[Jpn name: Hamafuefuki] (Fig. 236)

NSMT-P 95399, 179.6 mm SL, Miyanoura.

Ichikawa et al. (1992): Yaku-shima Island.
Kuniyasu (1999): Kurio.Fig. 236. *Lethrinus nebulosus* (NSMT-P 95399, 179.6 mm SL, preserved specimen).***Lethrinus rubrioperculatus*** Sato, 1978

[Jpn name: Hoakakuchibi] (Fig. 237)

FRLM 34700, 347.1 mm SL, Yaku-shima
Island; KAUM-I. 11249, 338.2 mm SL, Yaku-
shima Island.Fig. 237. *Lethrinus rubrioperculatus* (FRLM 34700, 347.1 mm SL).***Monotaxis grandoculis*** (Forsskål, 1775)

[Jpn name: Yokoshimakurodai]

Ichikawa et al. (1992): Yaku-shima Island.
Kuniyasu (1999): Kurio.

FAMILY SPARIDAE

Acanthopagrus schlegelii (Bleeker, 1854)

[Jpn name: Kurodai] (Fig. 238)

KAUM-I. 11487, 62.3 mm SL, mouth of Mi-

yanoura River; KAUM-I. 11498, 52.2 mm SL, mouth of Miyanoura River; KAUM-I. 11499, 60.4 mm SL, mouth of Miyanoura River; NSMT-P 77927, 215 mm SL, Kurio; NSMT-P 77928, 400 mm SL, Kurio; NSMT-P 95760, 342.0 mm SL, mouth of Miyanoura River; NSMT-P 96013, 217.5 mm SL, mouth of Nagata River; NSMT-P 96388, 314.6 mm SL, mouth of Miyanoura River; NSMT-P 96389, 383.1 mm SL, mouth of Miyanoura River.

Ichikawa et al. (1992): Yaku-shima Island. Shinomiya and Yonezawa (2002): Yaku-shima Island. Yonezawa (2003c): Yaku-shima Island.



Fig. 238. *Acanthopagrus schlegelii* (NSMT-P 95760, 342.0 mm SL).

Acanthopagrus sivicolus Akazaki, 1962

[Jpn name: Minamikurodai] (Fig. 239)

NSMT-P 77929, 325 mm SL, Kurio.

Kuniyasu (1999): Kurio.



Fig. 239. *Acanthopagrus sivicolus* (NSMT-P 77929, 325 mm SL).

Dentex hypselosomus Bleeker, 1854

[Jpn name: Kidai]

KAUM-I. 21945, 179.6 mm SL, Yaku-shima Island.

Ichikawa et al. (1992, as *Dentex tumifrons*): Yaku-shima Island.

Remarks: Ichikawa et al. (1992) mentioned that their *D. tumifrons* (= *D. hypselosomus*) might be Kibireakarenko, *Dentex* sp. (= *D. abei*).

Pagrus major (Temminck and Schlegel, 1843)

[Jpn name: Madai]

Ichikawa et al. (1992): Yaku-shima Island.

Rhabdosargus sarba (Forsskål, 1775)

[Jpn name: Hedai] (Fig. 240)

KPM-NI 24663, 99.2 mm SL, mouth of Miyanoura; NSMT-P 91952, 303 mm SL, mouth of Kurio River.

Ichikawa et al. (1992, as *Sparus sarba*): Yaku-shima Island.



Fig. 240. *Rhabdosargus sarba* (NSMT-P 91952, 303 mm SL).

FAMILY POLYNEMIDAE

Polydactylus plebeius (Broussonet, 1782)

[Jpn name: Tsubamekonoshiro] (Fig. 241)

KAUM-I. 10701, 47.6 mm SL, Nagakubo; KAUM-I. 10702, 47.7 mm SL, Nagakubo; KAUM-I. 10703, 47.8 mm SL, Nagakubo; KAUM-I. 10704, 47.9 mm SL, Nagakubo; KAUM-I. 10705, 47.1 mm SL, Nagakubo; KAUM-I. 11410, 41.3 mm SL, Kurio Beach; NSMT-P 77729, 41.0 mm SL, Nagakubo; NSMT-P 77730, 48.2 mm SL, Nagakubo; NSMT-P 77731, 41.6 mm SL, Nagakubo; NSMT-P 77732, 44.5

mm SL, Nagakubo;

Ichikawa et al. (1992, as *Polydactylus plebejus*): Yaku-shima Island.



Fig. 241. *Polydactylus plebeius* (KAUM-I. 11410, 41.3 mm SL).

FAMILY MULLIDAE

Mulloidichthys flavolineatus (Lacepède, 1801)

[Jpn name: Montsukiakahimeji] (Fig. 242)

KAUM-I. 20053, 113.1 mm SL, Yudomari.

Ichikawa et al. (1992): Yaku-shima Island.

Kuniyasu (1999): Kurio.



Fig. 242. *Mulloidichthys flavolineatus* (KAUM-I. 20053, 113.1 mm SL).

Mulloidichthys vanicolensis (Valenciennes, 1831)

[Jpn name: Akahimeji] (Fig. 243)

Ichikawa et al. (1992): Yaku-shima Island.

Kuniyasu (1999): Kurio.

Parupeneus barberinoides (Bleeker, 1852)

[Jpn name: Indohimeji] (Fig. 244)

Ichikawa et al. (1992): Yaku-shima Island.

Remarks: This species occurs in depths of 10–15 m at Yaku-shima Island.



Fig. 243. *Mulloidichthys vanicolensis* (off Isso, 8 m, 19 Jan. 2010, S. Harazaki).



Fig. 244. *Parupeneus barberinoides* (off Isso, 12 m, 17 Jan. 2010, S. Harazaki).

Parupeneus barberinus (Lacepède, 1801)

[Jpn name: Osujihimeji] (Fig. 245)

KAUM-I. 11293, 31.2 mm SL, Yudomari;

KAUM-I. 20045, 57.1 mm SL, Yudomari;

KAUM-I. 20046, 58.1 mm SL, Yudomari;

KAUM-I. 20132, 65.4 mm SL, Yudomari;

KAUM-I. 20154, 49.8 mm SL, Yudomari;

KAUM-I. 20188, 88.9 mm SL, Yudomari.

Ichikawa et al. (1992): Yaku-shima Island.

Kuniyasu (1999): Kurio.



Fig. 245. *Parupeneus barberinus* (KAUM-I. 20045, 57.1 mm SL).

Parupeneus ciliatus (Lacepède, 1802)

[Jpn name: Horaihimeji] (Fig. 246)

FRLM 34736, 81.8 mm SL, Kurio; KAUM-I. 11164, 74.1 mm SL, Kurio; KAUM-I. 11283, 94.5 mm SL, Yudomari; KAUM-I. 11612, 84.4 mm SL, Ambo; KAUM-I. 11613, 104.4 mm SL, Ambo; KAUM-I. 20048, 103.2 mm SL, Yudomari; KAUM-I. 20115, 81.0 mm SL, Yudomari; KAUM-I. 20116, 109.9 mm SL, Yudomari; KAUM-I. 20117, 121.8 mm SL, Yudomari; KAUM-I. 20118, 82.3 mm SL, Yudomari; KAUM-I. 20119, 115.5 mm SL, Yudomari; KAUM-I. 20126, 74.4 mm SL, Yudomari; KAUM-I. 20127, 77.1 mm SL, Yudomari; KAUM-I. 20128, 79.9 mm SL, Yudomari; KAUM-I. 20129, 84.9 mm SL, Yudomari; KAUM-I. 20130, 91.4 mm SL, Yudomari; KAUM-I. 20131, 102.4 mm SL, Yudomari; KAUM-I. 20133, 93.6 mm SL, Yudomari; KAUM-I. 20134, 94.1 mm SL, Yudomari; KAUM-I. 20135, 104.8 mm SL, Yudomari; KAUM-I. 20136, 103.4 mm SL, Yudomari; KAUM-I. 20137, 99.9 mm SL, Yudomari; KAUM-I. 20155, 81.9 mm SL, Yudomari; KAUM-I. 20156, 94.1 mm SL, Yudomari; KAUM-I. 20187, 133.9 mm SL, Yudomari; KAUM-I. 21699, 69.3 mm SL, Kurio; KAUM-I. 21700, 67.2 mm SL, Kurio; KAUM-I. 21701, 79.0 mm SL, Kurio; KAUM-I. 21779, 44.0 mm SL, Kurio; KAUM-I. 21780, 84.2 mm SL, Kurio; KAUM-I. 21781, 76.9 mm SL, Kurio; MUFS 25533, 61.5 mm SL, Yudomari; MUFS 25534, 61.0 mm SL, Yudomari; MUFS 25535, 66.1 mm SL, Yudomari; MUFS 25536, 69.6 mm SL, Yudomari; MUFS 25537, 71.0 mm SL, Yudomari; MUFS 25538, 68.3 mm SL, Yudomari; MUFS 25539, 69.1 mm SL, Yudomari; MUFS 25540, 72.0 mm SL, Yudomari; MUFS 25541, 69.1 mm SL, Yudomari; MUFS 25542, 79.6 mm SL, Yudomari; MUFS 25543, 77.0 mm SL, Yudomari; MUFS 25544, 97.9 mm SL, Yudomari; MUFS 25576, 69.3 mm SL, Kurio; NSMT-P 17832, 27.5 mm SL, Kusugawa; NSMT-P 77621, 223.2 mm SL, mouth of Kurio River; NSMT-P 95434, 96.4 mm SL, Haruo.

Kuniyasu (1999): Kurio.



Fig. 246. *Parupeneus ciliatus* (upper: KAUM-I. 20048, 103.2 mm SL; lower: NSMT-P 77621, 223.2 mm SL).

Parupeneus cyclostomus (Lacepède, 1801)

[Jpn name: Marukuchihimeji] (Fig. 247)

FRLM 34726, 354.7 mm SL, Kurio; KAUM-I. 20339, 84.4 mm SL, Isso.

Ichikawa et al. (1992): Yaku-shima Island.
Kuniyasu (1999): Kurio.



Fig. 247. *Parupeneus cyclostomus* (KAUM-I. 20339, 84.4 mm SL).

Parupeneus indicus (Shaw, 1803)

[Jpn name: Kobanhimeji] (Fig. 248)

BSKU 96564, 54.9 mm SL, Yudomari.

Ichikawa et al. (1992): Yaku-shima Island.
Kuniyasu (1999): Kurio.



Fig. 248. *Parupeneus indicus* (BSKU 96564, 54.9 mm SL).

Parupeneus multifasciatus (Quoy and Gaimard, 1825)
[Jpn name: Ojisan] (Fig. 249)

KAUM-I. 11261, 150.0 mm SL, Yudomari;
KAUM-I. 20054, 174.1 mm SL, Yudomari;
KAUM-I. 21943, 209.8 mm SL, Yaku-shima
Island; KAUM-I. 25200, 130.8 mm SL, Isso;
KAUM-I. 25205, 161.0 mm SL, Onoaida; MUFS
25527, 160.4 mm SL, Yudomari; MUFS 25528,
148.4 mm SL, Yudomari; MUFS 25529, 160.2
mm SL, Yudomari.

Ichikawa et al. (1992): Yaku-shima Island.
Kuniyasu (1999): Kurio. MOSC (2002): Isso,
Ambo and Kurio.



Fig. 249. *Parupeneus multifasciatus* (KAUM-I. 11261,
150.0 mm SL).

Parupeneus pleurostigma (Bennett, 1831)

[Jpn name: Ryukyuhomeji]

Ichikawa et al. (1992): Yaku-shima Island.
Kuniyasu (1999): Kurio.

Parupeneus spilurus (Bleeker, 1854)

[Jpn name: Okinahimeji] (Fig. 250)

FRLM 34703, 273.1 mm SL, Yaku-shima
Island; FRLM 34724, 297.4 mm SL, Kurio;
KAUM-I. 11250, 285.9 mm SL, Yaku-shima
Island; KAUM-I. 11251, 293.8 mm SL, Yaku-

shima Island; MUFS 25526, 295.8 mm SL, Yaku-
shima Island.

Ichikawa et al. (1992): Yaku-shima Island.
Kuniyasu (1999): Kurio.



Fig. 250. *Parupeneus spilurus* (MUFS 25526, 295.8 mm
SL).

Parupeneus trifasciatus (Lacepède, 1801)

[Jpn name: Futasujihimeji]

Ichikawa et al. (1992, as *Parupeneus bifascia-*
tus): Yaku-shima Island.

Upeneus tragula Richardson, 1846

[Jpn name: Yomehimeji] (Fig. 251)

Remarks: Although this species is common in
depths of less than 10 m at Yaku-shima Island, no
specimens have been collected.



Fig. 251. *Upeneus tragula* (off Isso, 10 m, 17 Jan. 2010, S.
Harazaki).

FAMILY PEMPHERIDAE

Parapriacanthus ransonneti Steindachner, 1870

[Jpn name: Kimmemodoki]

Ichikawa et al. (1992): Yaku-shima Island.
Kuniyasu (1999): Kurio.

Pempheris japonica Döderlein, 1883

[Jpn name: Tsumagurohatampo]

Arai and Ida (1975): Kusugawa [two specimens (85–90 mm TL) were reported, but not found at NSMT]. Ichikawa et al. (1992): Yaku-shima Island. Kuniyasu (1999): Kurio.

Pempheris schwenkii Bleeker, 1855

[Jpn name: Minamihatampo] (Fig. 252)

KAUM-I. 11383, 34.0 mm SL, Kurio;
KAUM-I. 11387, 13.3 mm SL, Kurio.

Kuniyasu (1999): Kurio.



Fig. 252. *Pempheris schwenkii* (KAUM-I. 11383, 34.0 mm SL).

***Pempheris* sp.**

[Jpn name: Ryukyuhatampo] (Fig. 253)

FRLM 34733, 103.9 mm SL, Kurio; KAUM-I. 11357, 106.1 mm SL, Kurio; MUFS 25612, 41.4 mm SL, Kurio; MUFS 25613, 63.5 mm SL, Kurio; MUFS 25614, 99.1 mm SL, Kurio; MUFS 25615, 125.5 mm SL, Kurio; MUFS 25622, 36.2 mm SL, Kurio; MUFS 25623, 41.7 mm SL, Kurio; MUFS 25624, 41.0 mm SL, Kurio; MUFS 25625, 41.0 mm SL, Kurio; MUFS 25626, 41.3 mm SL, Kurio; MUFS 25627, 40.4 mm SL, Kurio; MUFS 25628, 41.8 mm SL, Kurio; MUFS 25629, 36.1 mm SL, Kurio; MUFS 25630, 39.1 mm SL, Kurio; MUFS 25631, 40.8 mm SL, Kurio; MUFS 25632, 42.2 mm SL, Kurio; MUFS 25633, 39.8 mm SL, Kurio; MUFS 25634, 40.4 mm SL, Kurio; MUFS 25635, 46.6 mm SL, Kurio; MUFS 25636, 40.6 mm SL, Kurio; MUFS 25637, 40.7 mm SL, Kurio; MUFS 25638, 43.0 mm SL, Kurio; MUFS 25639, 54.5 mm SL, Kurio; MUFS 25640, 54.0 mm SL, Kurio; MUFS

25641, 52.8 mm SL, Kurio; MUFS 25642, 56.5 mm SL, Kurio; MUFS 25643, 57.4 mm SL, Kurio; MUFS 25644, 65.6 mm SL, Kurio; MUFS 25645, 60.3 mm SL, Kurio; MUFS 25646, 58.8 mm SL, Kurio; MUFS 25647, 82.3 mm SL, Kurio; MUFS 25648, 84.2 mm SL, Kurio; MUFS 25649, 90.0 mm SL, Kurio; MUFS 25650, 88.7 mm SL, Kurio; MUFS 25651, 81.0 mm SL, Kurio; MUFS 25652, 89.9 mm SL, Kurio; MUFS 25653, 87.2 mm SL, Kurio; MUFS 25654, 91.0 mm SL, Kurio; MUFS 25655, 87.0 mm SL, Kurio; MUFS 25656, 95.6 mm SL, Kurio; MUFS 25657, 95.9 mm SL, Kurio; MUFS 25658, 91.0 mm SL, Kurio; MUFS 25659, 101.5 mm SL, Kurio; MUFS 25660, 96.8 mm SL, Kurio; MUFS 25661, 117.7 mm SL, Kurio; MUFS 25662, 119.5 mm SL, Kurio; MUFS 25663, 110.3 mm SL, Kurio; MUFS 25664, 104.4 mm SL, Kurio; MUFS 25665, 44.2 mm SL, Kurio; MUFS 25666, 51.8 mm SL, Kurio; MUFS 25667, 79.2 mm SL, Kurio; MUFS 25668, 98.6 mm SL, Kurio; MUFS 25669, 121.4 mm SL, Kurio; NSMT-P 91372, 102 mm SL, Kurio; NSMT-P 91373, 45 specimens, 42–112 mm SL, Kurio.



Fig. 253. *Pempheris* sp. (KAUM-I. 11357, 106.1 mm SL).

FAMILY MONODACTYLIDAE

Monodactylus argenteus (Linnaeus, 1758)

[Jpn name: Himetsubameuo] (Fig. 254)

BSKU 96629, 18.6 mm SL, mouth of Kurio River; KAUM-I. 11490, 29.4 mm SL, mouth of Miyanoura River; KAUM-I. 11492, 25.0 mm SL, mouth of Miyanoura River; KAUM-I. 11493, 27.5 mm SL, mouth of Miyanoura River; KAUM-

I. 11494, 21.2 mm SL, mouth of Miyanoura River; KAUM-I. 11495, 26.7 mm SL, mouth of Miyanoura River; KAUM-I. 11496, 30.5 mm SL, mouth of Miyanoura River; KAUM-I. 24707, 39.5 mm SL, mouth of Kurio River; KAUM-I. 24708, 13.9 mm SL, Ambo.

Ichikawa et al. (1992): Yaku-shima Island.



Fig. 254. *Monodactylus argenteus* (KAUM-I. 11490, 29.4 mm SL).

FAMILY KYPHOSIDAE

Girella leonina (Richardson, 1846)

[Jpn name: Kuromejina] (Fig. 255)

BSKU 96667, 106.0 mm SL, Kurio; FRLM 34673, 71.6 mm SL, Kurio; FRLM 34680, 70.6 mm SL, Kurio; KAUM-I. 11150, 73.7 mm SL, Kurio; KAUM-I. 21874, 74.1 mm SL, Kurio; KAUM-I. 21875, 77.5 mm SL, Kurio; KAUM-I. 22814, 79.9 mm SL, Kurio; KAUM-I. 22815, 135.9 mm SL, Kurio; MUFS 25452, 63.5 mm SL, Kurio; MUFS 25453, 52.9 mm SL, Kurio; MUFS 25454, 53.9 mm SL, Kurio; MUFS 25455, 52.6 mm SL, Kurio; MUFS 25456, 56.9 mm SL, Kurio; MUFS 25457, 63.4 mm SL, Kurio; MUFS 25458, 55.1 mm SL, Kurio; MUFS 25459, 59.4 mm SL, Kurio; MUFS 25460, 51.3 mm SL, Kurio; MUFS 25461, 59.1 mm SL, Kurio; MUFS 25462, 51.9 mm SL, Kurio; MUFS 25463, 59.8

mm SL, Kurio; MUFS 25464, 58.6 mm SL, Kurio; MUFS 25465, 52.7 mm SL, Kurio; MUFS 25466, 55.7 mm SL, Kurio; MUFS 25467, 55.5 mm SL, Kurio; MUFS 25468, 57.5 mm SL, Kurio; MUFS 25469, 56.3 mm SL, Kurio; MUFS 25470, 56.8 mm SL, Kurio; MUFS 25471, 58.4 mm SL, Kurio; MUFS 25472, 57.5 mm SL, Kurio; MUFS 25473, 49.3 mm SL, Kurio; MUFS 25474, 59.3 mm SL, Kurio; MUFS 25475, 61.5 mm SL, Kurio; MUFS 25476, 53.2 mm SL, Kurio; MUFS 25477, 68.7 mm SL, Kurio; MUFS 25478, 61.9 mm SL, Kurio; MUFS 25479, 53.2 mm SL, Kurio; MUFS 25480, 82.6 mm SL, Kurio; MUFS 25481, 60.1 mm SL, Kurio; MUFS 25565, 53.7 mm SL, Kurio; MUFS 25566, 54.2 mm SL, Kurio; MUFS 25567, 64.7 mm SL, Kurio; MUFS 25568, 66.7 mm SL, Kurio; MUFS 25569, 66.9 mm SL, Kurio; MUFS 25570, 66.6 mm SL, Kurio; NSMT-P 91378, 34 mm SL, Kurio; NSMT-P 91498, 20 specimens, 39–59 mm SL, Kurio; NSMT-P 91500, 60 mm SL, Kurio; NSMT-P 91602, 4 specimens, 13–51 mm SL, Nagakubo.

Ichikawa et al. (1992, as *Girella melanichthys*): Yaku-shima Island. Kuniyasu (1999): Kurio. Yagishita and Nakabo (2000): ZUMT 40460, 105.3 mm SL, Yaku-shima Island; ZUMT 41089, 107.2 mm SL, Yaku-shima Island. MOSC (2002): Isso, Ambo and Kurio.

Remarks: Although species of the genus *Girella* has often been classified as the family Girellidae, we treat the species as a member of the family Kyphosidae (subfamily Girellinae), following Nelson's (2006) classification.



Fig. 255. *Girella leonina* (KAUM-I. 11150, 73.7 mm SL).

Girella mezinga Jordan and Starks, 1907

[Jpn name: Okinamejina] (Fig. 256)

BSKU 96668, 96.0 mm SL, Kurio; FRLM 34672, 78.0 mm SL, Kurio; FRLM 34678, 99.3 mm SL, Kurio; FRLM 34679, 94.6 mm SL, Kurio; KAUM-I. 11152, 108.7 mm SL, Kurio; KAUM-I. 20150, 78.2 mm SL, Kurio; KAUM-I. 20161, 62.7 mm SL, Kurio; KAUM-I. 22810, 107.0 mm SL, Kurio; KAUM-I. 22811, 94.6 mm SL, Kurio; KAUM-I. 22812, 119.2 mm SL, Kurio; KAUM-I. 22813, 119.0 mm SL, Kurio; NSMT-P 91496, 82 mm SL, Kurio; NSMT-P 91497, 14 specimens, 37–78 mm SL, Kurio; NSMT-P 95438, 110.2 mm SL, Haruo.

Ichikawa et al. (1992): Yaku-shima Island. Kuniyasu (1999): Kurio. Yagishita and Nakabo (2000): ZUMT 39800, 128.8 mm SL, Yaku-shima Island; ZUMT 39801, 153.8 mm SL, Yaku-shima Island. MOSC (2002): Yaku-shima Island.

Fig. 256. *Girella mezinga* (KAUM-I. 11152, 108.7 mm SL).***Girella punctata*** Gray, 1835

[Jpn name: Mejina]

Ichikawa et al. (1992): Yaku-shima Island. Yagishita and Nakabo (2000): ZUMT 40461, 70.0 mm SL, Yaku-shima Island. MOSC (2002): Yaku-shima Island.

Kyphosus bigibbus Lacepède, 1801

[Jpn name: Notoisuzumi] (Fig. 257)

KPM-NI 22926, 118.9 mm SL, Koseda.

Kyphosus cinerascens (Forsskål, 1775)

[Jpn name: Tenjikuisaki]

Ichikawa et al. (1992): Yaku-shima Island. Kuniyasu (1999): Kurio.

Fig. 257. *Kyphosus bigibbus* (KPM-NI 22926, 118.9 mm SL).***Kyphosus pacificus*** Sakai and Nakabo, 2004

[Jpn name: Minamiisuzumi]

Ichikawa et al. (1992, as *Kyphosus bigibbus*): Yaku-shima Island. Kuniyasu (1999, as *Kyphosus* sp.): Kurio.

Kyphosus vaigiensis (Quoy and Gaimard, 1825)

[Jpn name: Isuzumi] (Fig. 258)

MUFS 25531, 135.6 mm SL, Yudomari.

Ichikawa et al. (1992, as *Kyphosus lembus*): Yaku-shima Island. Kuniyasu (1999): Kurio.

Fig. 258. *Kyphosus vaigiensis* (MUFS 25531, 135.6 mm SL).***Microcanthus strigatus*** (Cuvier, 1831)

[Jpn name: Kagokakidai] (Fig. 259)

KAUM-I. 11128, 56.2 mm SL, Kurio; KAUM-I. 11154, 51.2 mm SL, Kurio; KAUM-I. 20062, 79.9 mm SL, Yudomari; KAUM-I. 20063, 85.3 mm SL, Yudomari; KAUM-I. 25201, 82.6 mm SL, mouth of Nagata River.

Jordan and Starks (1906): Miyanoura [one specimen (35 mm TL) was reported, but not found

at CAS or USNM]. Arai and Ida (1975): Kusugawa (one specimen was reported, but not found at NSMT). Ichikawa et al. (1992): Yaku-shima Island. Kuniyasu (1999): Kurio. MOSC (2002): Isso, Ambo, Kurio.

Remarks: Although this species has often been classified as the family Microcanthidae, we treat the species as a member of the family Kyphosidae (subfamily Microcanthinae), following Nelson's (2006) classification.




Fig. 259. *Microcanthus strigatus* (upper: KAUM-I. 11128, 56.2 mm SL; lower: KAUM-I. 25201, 82.6 mm SL).

FAMILY CHAETODONTIDAE

Chaetodon argentatus Smith and Radcliffe, 1911
[Jpn name: Kagamichocho] (Fig. 260)

BSKU 96600, 74.9 mm SL, Kurio.

Ichikawa et al. (1992): Yaku-shima Island. Kuniyasu (1999): Kurio. Matsumoto (2001): Yaku-shima Island.



Fig. 260. *Chaetodon argentatus* (BSKU 96600, 74.9 mm SL).

Chaetodon auriga Forsskål, 1775

[Jpn name: Togechocho] (Fig. 261)

KAUM-I. 11199, 139.6 mm SL, Kurio; KAUM-I. 11606, 52.9 mm SL, Ambo; KAUM-I. 11657, 34.9 mm SL, Ambo; KAUM-I. 20031, 53.8 mm SL, Yudomari; KAUM-I. 20032, 50.6 mm SL, Yudomari; KAUM-I. 20033, 50.3 mm SL, Yudomari; KAUM-I. 20034, 49.0 mm SL, Yudomari; KAUM-I. 20036, 60.0 mm SL, Yudomari; KAUM-I. 20038, 21.9 mm SL, Yudomari; KAUM-I. 20282, 65.4 mm SL, Kurio; KAUM-I. 21852, 21.3 mm SL, Kurio; KAUM-I. 21853, 23.2 mm SL, Kurio; MUFS 25610, 39.1 mm SL, Kurio; NSMT-P 95441, 79.5 mm SL, Haruo.

Ichikawa et al. (1992): Yaku-shima Island. Kuniyasu (1999): Kurio. Matsumoto (2001): Yaku-shima Island. MOSC (2002): Yaku-shima Island.



Fig. 261. *Chaetodon auriga* (KAUM-I. 11199, 139.6 mm SL).

Chaetodon auripes Jordan and Snyder, 1901

[Jpn name: Chochouo] (Fig. 262)

BSKU 96663, 49.9 mm SL, Kurio; BSKU 96664, 51.2 mm SL, Kurio; KAUM-I. 11168, 43.9 mm SL, Kurio; KAUM-I. 11292, 23.2 mm SL, Yudomari; KAUM-I. 11607, 44.6 mm SL, Ambo; KAUM-I. 11608, 42.5 mm SL, Ambo; KAUM-I. 11658, 21.6 mm SL, Ambo; KAUM-I. 11659, 40.8 mm SL, Ambo; KAUM-I. 20035, 44.0 mm SL, Yudomari; KAUM-I. 20037, 46.0 mm SL, Yudomari; KAUM-I. 20283, 59.5 mm SL, Kurio; KAUM-I. 21667, 29.5 mm SL, Kurio; KAUM-I. 21668, 35.7 mm SL, Kurio; KAUM-I. 21669, 30.8 mm SL, Kurio; KAUM-I. 21670, 30.1 mm SL, Kurio; KAUM-I. 21672, 31.2 mm SL, Kurio; KAUM-I. 21673, 51.3 mm SL, Kurio; KAUM-I. 21845, 29.0 mm SL, Kurio; KAUM-I. 21846, 27.9 mm SL, Kurio; KAUM-I. 21847, 28.3 mm SL, Kurio; KAUM-I. 21848, 32.8 mm SL, Kurio; KAUM-I. 21849, 28.0 mm SL, Kurio; KAUM-I. 21850, 22.4 mm SL, Kurio; MUFS 25552, 18.1 mm SL, Yudomari; MUFS 25553, 21.7 mm SL, Yudomari; MUFS 25557, 37.5 mm SL, Yudomari; MUFS 25558, 37.6 mm SL, Yudomari; MUFS 25559, 42.9 mm SL, Yudomari; MUFS 25560, 18.9 mm SL, Yudomari; MUFS 25577, 25.0 mm SL, Kurio; MUFS 25578, 10.8 mm SL, Kurio; MUFS 25579, 24.8 mm SL, Kurio; MUFS 25580, 30.2 mm SL, Kurio; MUFS 25581, 31.8 mm SL, Kurio; MUFS 25582, 33.7 mm SL, Kurio; MUFS 25583, 33.4 mm SL, Kurio; MUFS 25584, 37.9 mm SL, Kurio; MUFS 25585, 38.3 mm SL, Kurio; MUFS 25586, 39.5 mm SL, Kurio; MUFS 25587, 40.0 mm SL, Kurio; MUFS 25588, 37.8 mm SL, Kurio; MUFS 25590, 45.9 mm SL, Kurio; MUFS 25591, 48.2 mm SL, Kurio; MUFS 25592, 47.4 mm SL, Kurio; NSMT-P 77741, 24.8 mm SL, Nagakubo; NSMT-P 77742, 18.1 mm SL, Nagakubo; NSMT-P 77743, 15.3 mm SL, Nagakubo; NSMT-P 91581, 46.0 mm SL, Kurio; NSMT-P 91659, 4 specimens, 22.2–45.2 mm SL, Kurio; NSMT-P 95440, 83.3 mm SL, Haruo.

Arai and Ida (1975, as *Chaetodon collaris*): NSMT-P 17861, 39.2 mm SL, Kusugawa; NSMT-P 58093, 51.5 mm SL, Kusugawa. Ichikawa et al. (1992): Yaku-shima Island. Kuniyasu (1999): Kurio. Matsumoto (2001): Yaku-shima Island. MOSC (2002): Isso, Ambo and Kurio.



Fig. 262. *Chaetodon auripes* (KAUM-I. 11168, 43.9 mm SL).

Chaetodon baronessa Cuvier, 1829

[Jpn name: Mikadochochouo]

Ichikawa et al. (1992): Yaku-shima Island. Matsumoto (2001): Yaku-shima Island.

Chaetodon bennetti Cuvier, 1831

[Jpn name: Umizukichochoouo]

Kuniyasu (1999): Kurio. Matsumoto (2001): Shitoko and Miyanoura.

Chaetodon citrinellus Cuvier, 1831

[Jpn name: Gomachochoouo] (Fig. 263)

KAUM-I. 11194, 36.6 mm SL, Kurio; KAUM-I. 11201, 60.6 mm SL, Kurio.

Ichikawa et al. (1992): Yaku-shima Island. Kuniyasu (1999): Kurio. Matsumoto (2001): Yaku-shima Island.

Chaetodon ephippium Cuvier, 1831

[Jpn name: Segurochochoouo]

Ichikawa et al. (1992): Yaku-shima Island. Matsumoto (2001): Yaku-shima Island.

Chaetodon kleinii Bloch, 1790

[Jpn name: Mizorechochoouo]

Ichikawa et al. (1992): Yaku-shima Island. Kuniyasu (1999): Kurio. Matsumoto (2001): Yaku-shima Island.




Fig. 263. *Chaetodon citrinellus* (KAUM-I. 11194, 36.6 mm SL).



Fig. 264. *Chaetodon lunula* (KAUM-I. 11169, 42.5 mm SL).

Chaetodon lineolatus Cuvier, 1831

[Jpn name: Nisefuraichochouo]

Ichikawa et al. (1992): Yaku-shima Island. Kuniyasu (1999): Kurio. Matsumoto (2001): Yaku-shima Island.

Chaetodon lunula (Lacepède, 1802)

[Jpn name: Chohan] (Fig. 264)

BSKU 96665, 58.4 mm SL, Kurio; BSKU 96666, 63.7 mm SL, Kurio; FRLM 34695, 161.4 mm SL, Kurio; FRLM 34710, 52.3 mm SL, Yudomari; KAUM-I. 11169, 42.5 mm SL, Kurio; KAUM-I. 20030, 44.7 mm SL, Yudomari; KAUM-I. 20284, 67.7 mm SL, Kurio; KAUM-I. 20285, 54.0 mm SL, Kurio; KAUM-I. 21671, 25.1 mm SL, Kurio; KAUM-I. 21844, 47.3 mm SL, Kurio; MUFS 25554, 22.8 mm SL, Yudomari; MUFS 25555, 35.9 mm SL, Yudomari; MUFS 25556, 38.6 mm SL, Yudomari; MUFS 25589, 44.1 mm SL, Kurio; MUFS 25617, 39.2 mm SL, Kurio.

Arai and Ida (1975): NSMT-P 58123, 47.0 mm SL, Kusugawa. Ichikawa et al. (1992): Yaku-shima Island. Kuniyasu (1999): Kurio. Matsumoto (2001): Yaku-shima Island. MOSC (2002): Yaku-shima Island.

Chaetodon lunulatus Quoy and Gaimard, 1825

[Jpn name: Misujichochouo] (Fig. 265)

KAUM-I. 20039, 16.9 mm SL, Yudomari; KAUM-I. 20078, 34.3 mm SL, Yudomari; KAUM-I. 20201, 19.8 mm SL, Yudomari.



Fig. 265. *Chaetodon lunulatus* (KAUM-I. 20078, 34.3 mm SL).

Chaetodon melannotus Bloch and Schneider, 1801

[Jpn name: Akebonochochouo] (Fig. 266)

KAUM-I. 11337, 40.7 mm SL, Kurio.

Ichikawa et al. (1992): Yaku-shima Island. Matsumoto (2001): Yaku-shima Island.



Fig. 266. *Chaetodon melannotus* (KAUM-I. 11337, 40.7 mm SL).

Chaetodon meyeri Bloch and Schneider, 1801

[Jpn name: Ogichochouo]

Ichikawa et al. (1992): Yaku-shima Island.
Matsumoto (2001): Kurio, Shitoko and Miyanoura.

Chaetodon nippon Steindachner and Döderlein, 1883

[Jpn name: Shirakodai]

Ichikawa et al. (1992): Yaku-shima Island.
Matsumoto (2001): Yaku-shima Island.

Chaetodon ornatissimus Cuvier, 1831

[Jpn name: Hanagurochouchou]

Ichikawa et al. (1992): Yaku-shima Island.
Kuniyasu (1999): Kurio. Matsumoto (2001): Kurio and Isso.

Chaetodon plebeius Cuvier, 1831

[Jpn name: Sumitsukitonosamadai] (Fig. 267)

KAUM-I. 11335, 122.0 mm SL, Kurio; NS-MT-P 77580, 132 mm SL, Nagata.

Ichikawa et al. (1992): Yaku-shima Island.
Kuniyasu (1999): Kurio. Matsumoto (2001): Yaku-shima Island.

Chaetodon punctatofasciatus Cuvier, 1831

[Jpn name: Shichisenchouchou]

Ichikawa et al. (1992): Yaku-shima Island.
Matsumoto (2001): Yaku-shima Island.




Fig. 267. *Chaetodon plebeius* (KAUM-I. 11335, 122.0 mm SL).

Chaetodon rafflesii Bennett, 1830

[Jpn name: Amichochouo] (Fig. 268)

BSKU 96554, 27.2 mm SL, Yudomari.

Ichikawa et al. (1992): Yaku-shima Island.
Matsumoto (2001): Yaku-shima Island.




Fig. 268. *Chaetodon rafflesii* (BSKU 96554, 27.2 mm SL).

Chaetodon reticulatus Cuvier, 1831

[Jpn name: Hakutenkatagi]

Matsumoto (2001): Isso.

Chaetodon speculum Cuvier, 1831

[Jpn name: Tonosamadai]

Ichikawa et al. (1992): Yaku-shima Island.
Kuniyasu (1999): Kurio. Matsumoto (2001): Yaku-shima Island.

Chaetodon trifascialis Quoy and Gaimard, 1825

[Jpn name: Yarikatagi]

Ichikawa et al. (1992): Yaku-shima Island.
 Kuniyasu (1999): Kurio. Matsumoto (2001):
 Yaku-shima Island.

Chaetodon ulietensis Cuvier, 1831

[Jpn name: Sudarechochouo]

Ichikawa et al. (1992): Yaku-shima Island.
 Matsumoto (2001): Yaku-shima Island.

Chaetodon unimaculatus Bloch, 1787

[Jpn name: Ittenchochouo]

Ichikawa et al. (1992): Yaku-shima Island.
 Kuniyasu (1999): Kurio. Matsumoto (2001): Ku-
 rio and Shitoko.

Chaetodon vagabundus Linnaeus, 1758

[Jpn name: Furaichochoouo] (Fig. 269)

KAUM-I. 11160, 27.0 mm SL, Kurio;
 KAUM-I. 11195, 27.8 mm SL, Kurio; KAUM-I.
 11604, 82.1 mm SL, Ambo; KAUM-I. 11605,
 77.7 mm SL, Ambo; KAUM-I. 11660, 36.7
 mm SL, Ambo; KAUM-I. 11661, 33.5 mm SL,
 Ambo; KAUM-I. 20025, 63.7 mm SL, Yudo-
 mari; KAUM-I. 20026, 51.6 mm SL, Yudo-
 mari; KAUM-I. 20027, 57.5 mm SL, Yudo-
 mari; KAUM-I. 20028, 66.1 mm SL, Yudo-
 mari; KAUM-I. 20029, 40.2 mm SL, Yudo-
 mari; KAUM-I. 21851, 28.6 mm SL, Kurio; MUFS
 25561, 34.2 mm SL, Yudomari; NSMT-P 91586,
 23 mm SL, Yudomari; NSMT-P 95442, 71.7 mm
 SL, Haruo.

Ichikawa et al. (1992): Yaku-shima Island.
 Kuniyasu (1999): Kurio. Matsumoto (2001):
 Yaku-shima Island.

Chaetodon wiebeli Kaup, 1863

[Jpn name: Tsukichochoouo]

Matsumoto (2001): Yaku-shima Island.

Chaetodon xanthurus Bleeker, 1857

[Jpn name: Amimechochoouo]

Matsumoto (2001): Yaku-shima Island.



Fig. 269. *Chaetodon vagabundus* (KAUM-I. 11660, 36.7 mm SL).

Forcipiger flavissimus Jordan and McGregor, 1898

[Jpn name: Fueyakkodai]

Ichikawa et al. (1992): Yaku-shima Island.
 Kuniyasu (1999): Kurio. Matsumoto (2001, as
Forcipiger longirostris): Yaku-shima Island.

Hemitaurichthys polylepis (Bleeker, 1857)

[Jpn name: Kasumichochoouo]

Ichikawa et al. (1992): Yaku-shima Island.
 Matsumoto (2001): Yaku-shima Island.

Heniochus acuminatus (Linnaeus, 1758)

[Jpn name: Hatatatedai]

Ichikawa et al. (1992): Yaku-shima Island.
 Matsumoto (2001): Yaku-shima Island.

Heniochus chrysostomus Cuvier, 1831

[Jpn name: Minamihatatatedai]

Ichikawa et al. (1992): Yaku-shima Island.
 Kuniyasu (1999): Kurio. Matsumoto (2001): Ku-
 rio and Isso.

Heniochus diphreutes Jordan, 1903

[Jpn name: Murehatatatedai]

Kuniyasu (1999): Kurio. Matsumoto (2001):
 Isso.

Heniochus monoceros Cuvier, 1831

[Jpn name: Onihatatatedai] (Fig. 270)

KAUM-I. 11522, 46.2 mm SL, Ambo; KAUM-I. 21843, 51.1 mm SL, Kurio; KAUM-I. 23523, 41.8 mm SL, Ambo; NSMT-P 77660, 137.0 mm SL, Miyanoura.

Ichikawa et al. (1992): Yaku-shima Island. Kuniyasu (1999): Kurio. Matsumoto (2001): Kurio.



Fig. 270. *Heniochus monoceros* (upper: KAUM-I. 11522, 46.2 mm SL; lower: NSMT-P 77660, 137.0 mm SL).

Heniochus singularius Smith and Radcliffe, 1911

[Jpn name: Shimahatatedai]

Ichikawa et al. (1992): Yaku-shima Island. Matsumoto (2001): Kurio.

Heniochus varius (Cuvier, 1829)

[Jpn name: Tsunohatatedai]

Ichikawa et al. (1992): Yaku-shima Island. Kuniyasu (1999): Kurio. Matsumoto (2001): Yaku-shima Island.

FAMILY POMACANTHIDAE

Apolemichthys trimaculatus (Cuvier, 1831)

[Jpn name: Shiten-yakko] (Fig. 271)

NSMT-P 91965, 160.0 mm SL, Isso

Ichikawa et al. (1992): Yaku-shima Island. Kuniyasu (1999): Kurio. Matsumoto (2002): Yaku-shima Island.



Fig. 271. *Apolemichthys trimaculatus* (NSMT-P 91965, 160.0 mm SL).

Centropyge bicolor (Bloch, 1787)

[Jpn name: Somewakeyakko]

Ichikawa et al. (1992): Yaku-shima Island. Matsumoto (2002): Yaku-shima Island.

Centropyge ferrugata Randall and Burgess, 1972

[Jpn name: Akaharanyakko] (Fig. 272)

Ichikawa et al. (1992): Yaku-shima Island. Matsumoto (2002): Yaku-shima Island.

Centropyge heraldi Woods and Schultz, 1953

[Jpn name: Herarudokoganeyakko]

Ichikawa et al. (1992): Yaku-shima Island. Matsumoto (2002): Yaku-shima Island.



Fig. 272. *Centropyge ferrugata* (off Isso, 3 m, 4 Mar. 2005, S. Harazaki).

Centropyge tibicen (Cuvier, 1831)

[Jpn name: Aburayakko]

Ichikawa et al. (1992): Yaku-shima Island.
Kuniyasu (1999): Kurio. Matsumoto (2002):
Yaku-shima Island.

Centropyge venusta (Yasuda and Tominaga, 1969)

[Jpn name: Sumireyakko]

Matsumoto (2002, as *Holacanthus venustus*):
Yaku-shima Island.

Remarks: The generic name of this species has been confused, having been listed as *Centropyge*, *Holacanthus*, *Paracentropyge*, and *Sumireyakko* in various publications over the last 20 years. We follow Myers' (1999) and Pyle's (2001) generic placement for the species.

Centropyge vrolikii (Bleeker, 1853)

[Jpn name: Namerayakko] (Fig. 273)

Arai and Ida (1975): NSMT-P 58105, 77.3 mm SL, Kusugawa. Ichikawa et al. (1992): Yaku-shima Island. Kuniyasu (1999): Kurio. Matsumoto (2002, as *Centropyge vrolicki*): Yaku-shima Island.

Genicanthus lamarck (Lacepède, 1802)

[Jpn name: Tatejimayakko] (Fig. 274)

Ichikawa et al. (1992): Yaku-shima Island.
Matsumoto (2002): Yaku-shima Island.



Fig. 273. *Centropyge vrolikii* (NSMT-P 58105, 77.3 mm SL, preserved specimen).



Fig. 274. *Genicanthus lamarck* (off Isso, 20 m, 19 Jan. 2010, S. Harazaki).

Genicanthus melanospilos (Bleeker, 1857)

[Jpn name: Yaitoyakko]

Matsumoto (2002): Yaku-shima Island.

Genicanthus semifasciatus (Kamohara, 1934)

[Jpn name: Tosayakko]

Matsumoto (2002): Yaku-shima Island.

Genicanthus watanabei (Yasuda and Tominaga, 1970)

[Jpn name: Hirenayakko] (Fig. 275)



Fig. 275. *Genicanthus watanabei* (off Nagata, 25 m, 15 June 2009, S. Harazaki).

Pomacanthus imperator (Bloch, 1787)

[Jpn name: Tatejimakinchakudai] (Fig. 276)

KAUM-I. 20109, 171.8 mm SL, Yudomari; NSMT-P 77648, 182.9 mm SL, Nagata; NSMT-P 91369, 2 specimens, 13.7–14.2 mm SL, Yudomari.

Ichikawa et al. (1992): Yaku-shima Island. Kuniyasu (1999): Kurio. Matsumoto (2002): Yaku-shima Island. MOSC (2002): Isso, Ambo and Kurio.



Fig. 276. *Pomacanthus imperator* (KAUM-I. 20109, 171.8 mm SL).

Pomacanthus semicirculatus (Cuvier, 1831)

[Jpn name: Sazanamiyakko] (Fig. 277)

FRLM 34696, 235.3 mm SL, Kurio; FRLM 34731, 74.8 mm SL, Kurio; KAUM-I. 11131, 13.1 mm SL, Kurio; KAUM-I. 11197, 70.3 mm SL, Kurio; KAUM-I. 11209, 13.6 mm SL, Kurio; KAUM-I. 11262, 85.1 mm SL, Yudomari; KAUM-I. 11295, 47.6 mm SL, Yudomari; KAUM-I. 11525, 61.5 mm SL, Ambo; KAUM-I. 11609, 65.1 mm SL, Ambo; KAUM-I. 20082, 94.7 mm SL, Yudomari; KAUM-I. 20280, 19.4 mm SL, Kurio; KAUM-I. 20281, 88.5 mm SL, Kurio; KAUM-I. 21842, 108.2 mm SL, Kurio; KAUM-I. 21872, 43.4 mm SL, Kurio; KAUM-I. 21873, 22.6 mm SL, Kurio; MUFS 25572, 10.7 mm SL, Kurio; MUFS 25573, 48.1 mm SL, Kurio; MUFS 25574, 67.1 mm SL, Kurio; NSMT-P 77659, 198 mm SL, Miyanoura; NSMT-P 95439, 102.8 mm SL, Haruo.

Arai and Ida (1975): NSMT-P 58129, 33.5 mm SL, Kusugawa. Ichikawa et al. (1992): Yaku-

shima Island. Kuniyasu (1999): Kurio. Matsumoto (2002): Yaku-shima Island. MOSC (2002): Isso, Ambo and Kurio.



Fig. 277. *Pomacanthus semicirculatus* (upper: KAUM-I. 11209, 13.6 mm SL; middle: KAUM-I. 11525, 61.5 mm SL; lower: KAUM-I. 11262, 85.1 mm SL).

Pygoplites diacanthus (Boddaert, 1772)

[Jpn name: Nishikiyakko]

Ichikawa et al. (1992): Yaku-shima Island. Matsumoto (2002): Yaku-shima Island.

FAMILY PENTACEROTIDAE

Eviptias acutirostris (Temminck and Schlegel, 1844)

[Jpn name: Tengudai]

Ichikawa et al. (1992): Yaku-shima Island.

FAMILY TERAPONTIDAE

Terapon jarbua (Forsskål, 1775)

[Jpn name: Kotohiki] (Fig. 278)

KAUM-I. 11211, 14.1 mm SL, Kurio; KAUM-I. 11489, 45.2 mm SL, mouth of Miyanoura River; KAUM-I. 11500, 27.2 mm SL, mouth of Miyanoura River; KAUM-I. 11501, 25.0 mm SL, mouth of Miyanoura River; KAUM-I. 11781, 5 specimens, 11.5–15.3 mm SL, mouth of Miyanoura River; KAUM-I. 20050, 63.6 mm SL, Yudomari; KAUM-I. 24709, 50.1 mm SL, mouth of Kurio River; KAUM-I. 24710, 42.1 mm SL, Ambo; KPM-NI 24278, 233.7 mm SL, mouth of Miyanoura River; KPM-NI 24307, 69.2 mm SL, mouth of Nagata River; MUFs 25442, 11.8 mm SL, Matsumine; NSMT-P 77637, 91.5 mm SL, Ambo; NSMT-P 77992, 11.8 mm SL, mouth of Ambo River.

Ichikawa et al. (1992): Yaku-shima Island.



Fig. 278. *Terapon jarbua* (KAUM-I. 11489, 45.2 mm SL).

FAMILY KUHLIIDAE

Kuhlia marginata (Cuvier, 1829)

[Jpn name: Yugoi] (Fig. 279)

KAUM-I. 11541, 32.7 mm SL, Ambo; KAUM-I. 11550, 36.9 mm SL, Ambo; KAUM-I. 11551, 36.6 mm SL, Ambo; KAUM-I. 15415, 70.8 mm SL, Yaku-shima Island; KAUM-I. 15419, 59.4 mm SL, Yaku-shima Island; KAUM-I. 15421, 46.0 mm SL, Yaku-shima Island;

KAUM-I. 15423, 53.2 mm SL, Yaku-shima Island; KAUM-I. 15424, 61.3 mm SL, Yaku-shima Island; KAUM-I. 15426, 47.1 mm SL, Yaku-shima Island; KAUM-I. 15427, 59.9 mm SL, Yaku-shima Island; KAUM-I. 15429, 46.5 mm SL, Yaku-shima Island; KAUM-I. 15430, 50.7 mm SL, Yaku-shima Island; KAUM-I. 15431, 53.5 mm SL, Yaku-shima Island; KAUM-I. 15432, 46.6 mm SL, Yaku-shima Island; KAUM-I. 15433, 44.4 mm SL, Yaku-shima Island; KAUM-I. 15434, 62.6 mm SL, Yaku-shima Island; KAUM-I. 15435, 58.9 mm SL, Yaku-shima Island; KAUM-I. 15438, 46.3 mm SL, Yaku-shima Island; KAUM-I. 15439, 52.3 mm SL, Yaku-shima Island; KAUM-I. 15440, 44.4 mm SL, Yaku-shima Island; KAUM-I. 15446, 48.9 mm SL, Yaku-shima Island; KAUM-I. 15447, 48.8 mm SL, Yaku-shima Island; KAUM-I. 15448, 47.2 mm SL, Yaku-shima Island; KAUM-I. 15449, 47.2 mm SL, Yaku-shima Island; KAUM-I. 15450, 53.2 mm SL, Yaku-shima Island; KAUM-I. 15451, 50.5 mm SL, Yaku-shima Island; KAUM-I. 15452, 49.0 mm SL, Yaku-shima Island; KAUM-I. 15453, 28.3 mm SL, Yaku-shima Island; KAUM-I. 15454, 51.4 mm SL, Yaku-shima Island; KAUM-I. 15455, 46.2 mm SL, Yaku-shima Island; KAUM-I. 15456, 6.1 mm SL, Yaku-shima Island; KAUM-I. 15457, 60.0 mm SL, Yaku-shima Island; KAUM-I. 15459, 53.1 mm SL, Yaku-shima Island; KAUM-I. 15461, 50.2 mm SL, Yaku-shima Island; KAUM-I. 15462, 44.4 mm SL, Yaku-shima Island; KAUM-I. 15465, 44.8 mm SL, Yaku-shima Island; KAUM-I. 15466, 49.5 mm SL, Yaku-shima Island; KAUM-I. 15467, 53.2 mm SL, Yaku-shima Island; KAUM-I. 15468, 44.5 mm SL, Yaku-shima Island; KAUM-I. 15470, 49.1 mm SL, Yaku-shima Island; KAUM-I. 15472, 48.1 mm SL, Yaku-shima Island; KAUM-I. 15582, 57.7 mm SL, Yaku-shima Island; KAUM-I. 15583, 55.4 mm SL, Yaku-shima Island; KAUM-I. 15584, 52.3 mm SL, Yaku-shima Island; KAUM-I. 15586, 57.4 mm SL, Yaku-shima Island; KAUM-I. 15588, 54.9 mm SL, Yaku-shima Island; KAUM-I. 15589, 44.8 mm SL, Yaku-shima Island; KAUM-I. 15591, 55.2 mm SL, Yaku-shima Island; KAUM-I. 15592, 47.0 mm SL, Yaku-shima Island; KAUM-I. 15594,

46.7 mm SL, Yaku-shima Island; KAUM-I. 15595, 53.9 mm SL, Yaku-shima Island; KAUM-I. 15596, 48.5 mm SL, Yaku-shima Island; KAUM-I. 15599, 47.4 mm SL, Yaku-shima Island; KAUM-I. 15600, 44.8 mm SL, Yaku-shima Island; KAUM-I. 15602, 46.6 mm SL, Yaku-shima Island; KAUM-I. 15633, 46.3 mm SL, Yaku-shima Island; KAUM-I. 15645, 45.2 mm SL, Yaku-shima Island; KAUM-I. 15646, 32.5 mm SL, Yaku-shima Island; KAUM-I. 25049, 78.4 mm SL, Ambo River.



Fig. 279. *Kuhlia marginata* (KAUM-I. 25049, 78.4 mm SL).

Kuhlia mugil (Forster, 1801)

[Jpn name: Gin-yugoi] (Fig. 280)

FRLM 34675, 59.5 mm SL, Kurio; KAUM-I. 11116, 19.3 mm SL, Matsumine; KAUM-I. 11117, 18.9 mm SL, Matsumine; KAUM-I. 11166, 65.7 mm SL, Kurio; KAUM-I. 11259, 137.2 mm SL, Yudomari; KAUM-I. 11388, 18.0 mm SL, Kurio; KAUM-I. 21876, 27.6 mm SL, Kurio; MUFS 25435, 17.6 mm SL, Matsumine; MUFS 25482, 46.0 mm SL, Kurio; MUFS 25483, 47.7 mm SL, Kurio; MUFS 25484, 47.4 mm SL, Kurio; MUFS 25485, 45.3 mm SL, Kurio; MUFS 25486, 43.6 mm SL, Kurio; MUFS 25487, 51.7 mm SL, Kurio; MUFS 25488, 42.9 mm SL, Kurio; MUFS 25489, 40.9 mm SL, Kurio; MUFS 25490, 41.9 mm SL, Kurio; MUFS 25491, 47.9 mm SL, Kurio; MUFS 25492, 46.7 mm SL, Kurio; MUFS 25493, 46.7 mm SL, Kurio; MUFS 25494, 42.1 mm SL, Kurio; MUFS 25495, 43.6 mm SL, Kurio; MUFS 25496, 42.7 mm SL, Kurio; MUFS 25497, 44.9 mm SL, Kurio; MUFS 25498, 40.0 mm SL, Kurio; MUFS 25499, 40.7 mm SL, Kurio; MUFS 25500, 47.8 mm SL, Ku-

rio; MUFS 25501, 39.6 mm SL, Kurio; MUFS 25502, 43.2 mm SL, Kurio; MUFS 25503, 42.3 mm SL, Kurio; MUFS 25504, 42.1 mm SL, Kurio; MUFS 25505, 41.7 mm SL, Kurio; MUFS 25506, 42.0 mm SL, Kurio; MUFS 25507, 42.4 mm SL, Kurio; MUFS 25508, 43.2 mm SL, Kurio; MUFS 25509, 40.0 mm SL, Kurio; MUFS 25510, 47.8 mm SL, Kurio; MUFS 25511, 49.8 mm SL, Kurio; NSMT-P 91367, 106 mm SL, Yudomari; NSMT-P 91368, 12 specimens, 49–110 mm SL, Yudomari; NSMT-P 91653, 41 mm SL, Kurio; NSMT-P 91654, 25 specimens, 16–44 mm SL, Kurio; NSMT-P 91683, 15 specimens, 16–52 mm SL, Kurio.

Ichikawa et al. (1992): Yaku-shima Island. MOSC (2002): Isso, Ambo and Kurio.



Fig. 280. *Kuhlia mugil* (KAUM-I. 11166, 65.7 mm SL).

FAMILY OPLEGNATHIDAE

Oplegnathus fasciatus (Temminck and Schlegel, 1844)

[Jpn name: Ishidai]

Ichikawa et al. (1992): Yaku-shima Island. MOSC (2002): Isso.

Oplegnathus punctatus (Temminck and Schlegel, 1844)

[Jpn name: Ishigakidai] (Fig. 281)

NSMT-P 77649, 220 mm SL, Nagata; NSMT-P 77650, 310 mm SL, Nagata.

Ichikawa et al. (1992): Yaku-shima Island. Kuniyasu (1999): Kurio. MOSC (2002): Isso.

FAMILY CIRRHITIDAE

Cirrhitichthys aprinus (Cuvier, 1829)

[Jpn name: Minamigombe]

Ichikawa et al. (1992): Yaku-shima Island.



Fig. 281. *Oplegnathus punctatus* (NSMT-P 77649, 220 mm SL).



Fig. 283. *Cirrhitus pinnulatus* (NSMT-P 95436, 119.4 mm SL, preserved specimen).

Cirrhichthys aureus (Temminck and Schlegel, 1842)
[Jpn name: Okigombe] (Fig. 282)



Fig. 282. *Cirrhichthys aureus* (off Isso, 25 m, 24 June 2005, S. Harazaki).

Oxycirrhites typus Bleeker, 1857
[Jpn name: Kudagombe] (Fig. 284)



Fig. 284. *Oxycirrhites typus* (off Nagata, 30 m, 15 June 2009, S. Harazaki).

Cirrhichthys fulco Randall, 1963
[Jpn name: Sarasagombe]
Kuniyasu (1999): Kurio.

Cirrhitus pinnulatus (Forster, 1801)
[Jpn name: Isogombe] (Fig. 283)
NSMT-P 95436, 119.4 mm SL, Haruo.
Jordan and Starks (1906, as *Cirrhitus marmoratus*): SU 9785, 119.5 mm SL, Yaku-shima Island. Ichikawa et al. (1992): Yaku-shima Island. Kuniyasu (1999): Kurio. Hayashi (2002): Yaku-shima Island.

Remarks: Jordan and Starks (1906) reported this species as the first record from Japan on the basis of the Yaku-shima specimen.

Paracirrhites arcatus (Cuvier, 1829)
[Jpn name: Meganegombe]
Ichikawa et al. (1992): Yaku-shima Island.

Paracirrhites forsteri (Schneider, 1801)
[Jpn name: Hoshigombe]
Ichikawa et al. (1992): Yaku-shima Island.
Kuniyasu (1999): Kurio.

FAMILY CHEILODACTYLIDAE

Goniistius zebra (Döderlein, 1883)
[Jpn name: Migimaki] (Fig. 285)
NSMT-P 77662, 206 mm SL, Miyanoura.
Ichikawa et al. (1992): Yaku-shima Island.
Kuniyasu (1999): Kurio.



Fig. 285. *Goniistius zebra* (NSMT-P 77662, 206 mm SL).

Goniistius zonatus (Cuvier, 1830)

[Jpn name: Takanohadai] (Fig. 286)

KAUM-I. 11523, 131.2 mm SL, Ambo; KAUM-I. 20067, 111.5 mm SL, Yudomari; KAUM-I. 21841, 128.9 mm SL, Kurio; KAUM-I. 22820, 122.0 mm SL, Kurio; NSMT-P 77652, 288 mm SL, Nagata; NSMT-P 95411, 120.7 mm SL, Kurio.

Ichikawa et al. (1992): Yaku-shima Island. Kuniyasu (1999): Kurio.



Fig. 286. *Goniistius zonatus* (KAUM-I. 11523, 131.2 mm SL).

FAMILY POMACENTRIDAE

Abudefduf bengalensis (Bloch, 1787)

[Jpn name: Tenjikusuzumedai]

Ichikawa et al. (1992): Yaku-shima Island. Matsumoto (2004b): Isso.

Abudefduf notatus (Day, 1870)

[Jpn name: Isosuzumedai] (Fig. 287)

FRLM 34683, 27.0 mm SL, Kurio; KAUM-I. 11147, 33.1 mm SL, Kurio; KAUM-I. 21770, 21.6 mm SL, Kurio; KAUM-I. 25058, 28.6 mm

SL, Ambo; MUFS 25436, 14 mm SL, Matsumine; NSMT-P 91495, 38 mm SL, Kurio; NSMT-P 91655, 8 specimens, 14–33 mm SL, Kurio; NSMT-P 91679, 27 mm SL, Kurio.

Ichikawa et al. (1992): Yaku-shima Island. Matsumoto (2004b): Yaku-shima Island.



Fig. 287. *Abudefduf notatus* (KAUM-I. 25058, 28.6 mm SL).

Abudefduf septemfasciatus (Cuvier, 1830)

[Jpn name: Shichisensuzumedai] (Fig. 288)

Arai and Ida (1975): NSMT-P 17862, 32.5 mm SL, Kusugawa. Ichikawa et al. (1992): Yaku-shima Island. Matsumoto (2004b): Kurio.



Fig. 288. *Abudefduf septemfasciatus* (NSMT-P 17862, 32.5 mm SL, preserved specimen).

Abudefduf sexfasciatus (Lacepède, 1801)

[Jpn name: Rokusensuzumedai] (Fig. 289)

BSKU 96671, 51.0 mm SL, Kurio; BSKU 96672, 47.4 mm SL, Kurio; BSKU 96673, 48.8 mm SL, Kurio; KAUM-I. 11208, 24.4 mm SL, Kurio; KAUM-I. 11222, 13.8 mm SL, Kurio; KAUM-I. 11269, 36.9 mm SL, Yudomari;

KAUM-I. 11602, 50.0 mm SL, Ambo; KAUM-I. 20057, 66.5 mm SL, Yudomari; KAUM-I. 20058, 64.5 mm SL, Yudomari; KAUM-I. 20059, 70.1 mm SL, Yudomari; KAUM-I. 20228, 46.4 mm SL, Kurio; KAUM-I. 21679, 73.4 mm SL, Kurio; KAUM-I. 22808, 5 specimens, 21.8–28.9 mm SL, Kurio; KAUM-I. 23533, 16.1 mm SL, Ambo.

Arai and Ida (1975): Kusugawa [three specimens (49–53 mm TL) were reported, but not found at NSMT]. Ichikawa et al. (1992, as *Abudefduf coelestinus*): Yaku-shima Island. Kuniyasu (1999): Kurio. Matsumoto (2004b): Isso.



Fig. 289. *Abudefduf sexfasciatus* (KAUM-I. 20228, 46.4 mm SL).

Abudefduf sordidus (Forsskål, 1775)

[Jpn name: Shimasuzumedai] (Fig. 290)

KAUM-I. 11129, 25.5 mm SL, Kurio; KAUM-I. 11130, 27.6 mm SL, Kurio; KAUM-I. 11146, 17.0 mm SL, Kurio; KAUM-I. 11148, 32.3 mm SL, Kurio; KAUM-I. 11151, 77.6 mm SL, Kurio; KAUM-I. 22809, 4 specimens, 18.6–30.0 mm SL, Kurio; KAUM-I. 25064, 20.4 mm SL, Ambo; MUFS 25437, 14.8 mm SL, Matsumine; NSMT-P 77566, 25.5 mm SL, Kurio; NSMT-P 77744, 23.8 mm SL, Nagakubo; NSMT-P 77745, 19.7 mm SL, Nagakubo; NSMT-P 77746, 16.0 mm SL, Nagakubo; NSMT-P 77747, 15.3 mm SL, Nagakubo; NSMT-P 91355, 17 mm SL, Yudomari; NSMT-P 91607, 6 specimens, 14–24 mm SL, Nagakubo; NSMT-P 91658, 16 specimens, 11–20 mm SL, Kurio; NSMT-P 91680, 24 mm SL, Kurio; NSMT-P 95466, 65.5 mm SL, Hirauchi.

Arai and Ida (1975): NSMT-P 17835, 4 specimens, 16.7–22.8 mm SL, Kusugawa (only

a single specimen was listed). Ichikawa et al. (1992): Yaku-shima Island. Matsumoto (2004b): Miyanoura.



Fig. 290. *Abudefduf sordidus* (KAUM-I. 11151, 77.6 mm SL).

Abudefduf vaigiensis (Quoy and Gaimard, 1825)

[Jpn name: Oyabitcha] (Fig. 291)

BSKU 96674, 39.8 mm SL, Kurio; BSKU 96675, 43.5 mm SL, Kurio; BSKU 96676, 44.8 mm SL, Kurio; KAUM-I. 11127, 30.6 mm SL, Kurio; KAUM-I. 11287, 106.9 mm SL, Yudomari; KAUM-I. 20060, 39.5 mm SL, Yudomari; KAUM-I. 20229, 38.7 mm SL, Kurio; KAUM-I. 21680, 35.4 mm SL, Kurio; KAUM-I. 21681, 23.2 mm SL, Kurio; KAUM-I. 21900, 5 specimens, 22.2–36.7 mm SL, Kurio; KAUM-I. 21901, 5 specimens, 23.1–37.7 mm SL, Kurio; KAUM-I. 21902, 5 specimens, 21.2–35.7 mm SL, Kurio; KAUM-I. 21903, 5 specimens, 15.8–34.0 mm SL, Kurio; KAUM-I. 21904, 5 specimens, 22.5–31.5 mm SL, Kurio; KAUM-I. 21905, 5 specimens, 19.7–23.7 mm SL, Kurio; KAUM-I. 21906, 5 specimens, 19.0–28.0 mm SL, Kurio; KAUM-I. 21907, 5 specimens, 22.5–38.4 mm SL, Kurio; KAUM-I. 22805, 5 specimens, 21.5–38.3 mm SL, Kurio; KAUM-I. 22806, 5 specimens, 22.0–27.0 mm SL, Kurio; KAUM-I. 22807, 5 specimens, 21.7–35.1 mm SL, Kurio; KAUM-I. 25056, 17.0 mm SL, Kurio; MUFS 25549, 94.0 mm SL, Yudomari; MUFS 25550, 107.1 mm SL, Yudomari; MUFS 25551, 111.8 mm SL, Yudomari; NSMT-P 17806, 32 specimens, 12.1–38.6

mm SL, Kusugawa; NSMT-P 17841, 2 specimens, 21.3–27.8 mm SL, Kusugawa; NSMT-P 91348, 10 mm SL, Yudomari; NSMT-P 91349, 3 specimens, 16–65 mm SL, Yudomari; NSMT-P 91362, 12 specimens, 95–103 mm SL, Yudomari; NSMT-P 91580, 3 specimens, 18–70 mm SL, Kurio; NSMT-P 91657, 15 specimens, 17–27 mm SL, Kurio; NSMT-P 91681, 98 specimens, 14–35 mm SL, Kurio.

Ichikawa et al. (1992): Yaku-shima Island. Kuniyasu (1999): Kurio. Matsumoto (2004b): Yaku-shima Island. MOSC (2002): Isso, Ambo and Kurio.



Fig. 291. *Abudefduf vaigiensis* (KAUM-I. 20229, 38.7 mm SL).

Amblyglyphidodon aureus (Cuvier 1830)
[Jpn name: Yamabukisuzumedai] (Fig. 292)



Fig. 292. *Amblyglyphidodon aureus* (off Isso, 25 m, 17 Aug. 2004, S. Harazaki).

Amblyglyphidodon curacao (Bloch, 1787)

[Jpn name: Kurakaosuzumedai]

Ichikawa et al. (1992): Yaku-shima Island. Matsumoto (2005): Tsumoi.

Amblyglyphidodon leucogaster (Bleeker, 1847)

[Jpn name: Namisuzumedai] (Fig. 293)

Ichikawa et al. (1992): Yaku-shima Island. Matsumoto (2005): Isso.



Fig. 293. *Amblyglyphidodon leucogaster* (off Isso, 12 m, 4 Mar. 2005, S. Harazaki).

Amphiprion clarkii (Bennett, 1830)

[Jpn name: Kumanomi] (Fig. 294)

FRLM 34705, 72.9 mm SL, Yudomari; KAUM-I. 11457, 36.0 mm SL, Isso; KAUM-I. 11465, 115.6 mm SL, Isso; KAUM-I. 11466, 103.9 mm SL, Isso; KAUM-I. 11617, 53.4 mm SL, Ambo; KAUM-I. 20111, 28.2 mm SL, Yudomari; KAUM-I. 20330, 32.6 mm SL, Isso; KAUM-I. 20340, 88.3 mm SL, Isso.

Arai and Ida (1975): Kusugawa (two specimens were reported, but not found at NSMT). Ichikawa et al. (1992): Yaku-shima Island. Kuniyasu (1999): Kurio. Matsumoto (2004b): Isso. MOSC (2002): Isso, Ambo and Kurio.

Amphiprion perideraion Bleeker, 1855

[Jpn name: Hanabirakumanomi] (Fig. 295)

Ichikawa et al. (1992): Yaku-shima Island. Matsumoto (2004b): Miyanoura.



Fig. 294. *Amphiprion clarkii* (FRLM 34705, 72.9 mm SL).



Fig. 295. *Amphiprion perideraion* (off Isso, 5 m, 21 June 2004, S. Harazaki).



Fig. 296. *Chromis albicauda* (upper: young, off Isso, 30 m, 26 Dec. 2006, S. Harazaki; lower: adult, off Isso, 20 m, 29 June 2006, S. Harazaki).

Chromis albicauda Allen and Erdmann, 2009

[Jpn name: “koganesuzumedai”] (Fig. 296)

Matsumoto (2004b): Yaku-shima Island.

Remarks: “Koganesuzumedai” has long been considered to include two distinct species in Japan. Recently, Allen and Erdmann (2009) described *C. albicauda* as a new species, closely related to *C. analis*, and they included Japan in the distributional range of *C. albicauda*. Matsumoto (2004b) mentioned that the two species occur at Yaku-shima Island.

Chromis analis (Cuvier, 1830)

[Jpn name: “koganesuzumedai”] (Fig. 297)

Ichikawa et al. (1992): Yaku-shima Island.

Matsumoto (2004b): Yaku-shima Island.

Remarks: see account of *C. albicauda*.

Chromis atripes Fowler and Bean, 1928

[Jpn name: Hiregurosuzumedai] (Fig. 298)

Ichikawa et al. (1992): Yaku-shima Island.

Kuniyasu (1999): Kurio. Matsumoto (2004b): Kurio.



Fig. 297. *Chromis analis* (upper: young, off Isso, 25 m, 10 Dec. 2007, S. Harazaki; middle: subadult, off Isso, 30 m, 10 Dec. 2007, S. Harazaki; lower: adult, off Isso, 20 m, 4 July 2007, S. Harazaki).



Fig. 298. *Chromis atripes* (off Isso, 18 m, 4 Mar. 2005, S. Harazaki).

Chromis chrysur (Bliss, 1883)

[Jpn name: Amamisuzumedai]

Ichikawa et al. (1992): Yaku-shima Island.
Kuniyasu (1999): Kurio. Matsumoto (2004b): Kurio.

Chromis delta Randall, 1988

[Jpn name: Derutasuzumedai] (Fig. 299)

Matsumoto (2004b): Isso.



Fig. 299. *Chromis delta* (off Isso, 25 m, 4 Mar. 2005, S. Harazaki).

Chromis flavomaculatus Kamohara, 1960

[Jpn name: Kihoshisuzumedai]

Ichikawa et al. (1992): Yaku-shima Island.
Kuniyasu (1999): Kurio. Matsumoto (2004b): Kurio.

Chromis lepidolepis Bleeker, 1877

[Jpn name: Sasasuzumedai]

Kuniyasu (1999): Kurio. Matsumoto (2004b): Isso.

Chromis leucura Gilbert, 1905

[Jpn name: Fukamisuzumedai]

Matsumoto (2004b): Isso.

Chromis margaritifer Fowler, 1946

[Jpn name: Shikokusuzumedai] (Fig. 300)

KAUM-I. 20289, 49.3 mm SL, Kurio.

Ichikawa et al. (1992): Yaku-shima Island.
Kuniyasu (1999): Kurio. Matsumoto (2004b): Tsumoi.



Fig. 300. *Chromis margaritifer* (KAUM-I. 20289, 49.3 mm SL).

Chromis notata notata (Temminck and Schlegel, 1843)

[Jpn name: Suzumedai]

Matsumoto (2004b): Tsumoi.

Chromis ovatiformis Fowler, 1946

[Jpn name: Marusuzumedai] (Fig. 301)

Matsumoto (2004b, as *Chromis ovatiformes*): Shitoko.



Fig. 301. *Chromis ovatiformis* (off Isso, 18 m, 4 Mar. 2005, S. Harazaki).

Chromis retrofasciata Weber, 1913

[Jpn name: Kuroobisuzumedai] (Fig. 302)

Remarks: The photographed individual is herein identified as *C. retrofasciata* in having the upper and lower caudal-fin rays prolonged as filaments, the dorsal head and nape grayish, a blue line along the ventral and posterior margins of the orbit, and a black bar obliquely running from the posterior portion of spinous dorsal fin to the distal margin of the middle of anal fin. This species has been recorded only from Ishigaki-jima Island (KPM-NR 81250), the Okinawa Islands (Aonuma and Yoshino, 2002), including Ie-jima Island (Senou et al., 2006a) and Irabu-jima Island (Senou et al., 2007), and Amami-oshima Island (KPM-NR 40707). Figure 302 represents the first records of *C. retrofasciata* from Yaku-shima Island and the northernmost record for the species. At Yaku-shima Island, adults of the species can be observed in less than 15 m depth throughout the year.

Chromis ternatensis (Bleeker, 1856)

[Jpn name: Kaburayasuzumedai] (Fig. 303)

Matsumoto (2004b): Isso.

Chromis vanderbilti Fowler, 1941

[Jpn name: Himesuzumedai]

Ichikawa et al. (1992): Yaku-shima Island. Kuniyasu (1999): Kurio. Matsumoto (2004b): Kurio.

Chromis viridis (Cuvier, 1830)

[Jpn name: Debasuzumedai]

Ichikawa et al. (1992): Yaku-shima Island. Matsumoto (2004b): Shitoko.



Fig. 302. *Chromis retrofasciata* (upper: off Isso, 12 m, 9 Nov. 2008, S. Harazaki; lower: off Isso, 10 m, 5 Oct. 2006, S. Harazaki).



Fig. 303. *Chromis ternatensis* (off Isso, 7 m, 4 Mar. 2005, S. Harazaki).

Chromis weberi Fowler and Bean, 1928

[Jpn name: Takasagosuzumedai]

Ichikawa et al. (1992): Yaku-shima Island. Kuniyasu (1999): Kurio. Matsumoto (2004b): Kurio.

Chromis xanthura (Bleeker, 1854)

[Jpn name: Monsuzumedai] (Fig. 304)

Ichikawa et al. (1992): Yaku-shima Island. Kuniyasu (1999): Kurio. Matsumoto (2004b): Kurio.



Fig. 304. *Chromis xanthura* (off Isso, 10 m, 25 Feb. 2005, S. Harazaki).

Chrysiptera biocellata (Quoy and Gaimard, 1825)
[Jpn name: Sujibuchisuzumedai] (Fig. 305)

Arai and Ida (1975, as *Abudefduf biocellata*):
NSMT-P 17853, 37.7 mm SL, Kusugawa.



Fig. 305. *Chrysiptera biocellata* (upper: off Isso, 2 m, 26 Feb. 2005, S. Harazaki; lower: NSMT-P 17853, 37.7 mm SL, preserved specimen).

Chrysiptera brownriggii (Bennett, 1828)
[Jpn name: Miyakokisensuzumedai] (Fig. 306)

KAUM-I. 11134, 20.9 mm SL, Kurio; KAUM-I. 21778, 13.4 mm SL, Kurio; KAUM-I. 23534, 11.7 mm SL, Ambo; KAUM-I. 23535, 10.1 mm SL, Ambo; KPM-NI 24785, 39.0 mm SL, Kurio; KPM-NI 24786, 58.8 mm SL, Kurio; NSMT-P 91663, 11 mm SL, Kurio; NSMT-P

95454, 47.1 mm SL, Haruo.

Ichikawa et al. (1992, as *Chrysiptera leucopoma*): Yaku-shima Island. Kuniyasu (1999, as *Chrysiptera leucopoma*): Kurio. Matsumoto (2005): Shitoko.

Remarks: *Chrysiptera leucopoma* (Cuvier, 1830) was regarded by Allen and Bailey (2002) and Randall (2005) as a junior synonym of *Chrysiptera brownriggii*.



Fig. 306. *Chrysiptera brownriggii* (upper: KAUM-I. 11134, 20.9 mm SL; lower: NSMT-P 95454, 47.1 mm SL, preserved specimen).

Chrysiptera caeruleolineata (Allen, 1973)
[Jpn name: Aosujisuzumedai] (Fig. 307)



Fig. 307. *Chrysiptera caeruleolineata* (off Nagata, 40 m, 5 June 2009, S. Harazaki).

Chrysiptera cyanea (Quoy and Gaimard, 1825)

[Jpn name: Rurisuzumedai] (Fig. 308)

KAUM-I. 11192, 33.3 mm SL, Kurio; KAUM-I. 21665, 72.9 mm SL, Kurio; NSMT-P 93173, 12.0 mm SL, Kurio.

Arai and Ida (1975, as *Abudefduf assimilis*): Kusugawa [one specimens (48 mm TL) was reported, but not found at NSMT]. Ichikawa et al. (1992): Yaku-shima Island. Matsumoto (2005): Miyanoura.**Fig. 308.** *Chrysiptera cyanea* (KAUM-I. 11192, 33.3 mm SL).***Chrysiptera glauca*** (Cuvier, 1830)

[Jpn name: Nezusuzumedai] (Fig. 309)

KAUM-I. 11136, 15.5 mm SL, Kurio; KAUM-I. 11343, 43.6 mm SL, Kurio; KAUM-I. 11770, 18.0 mm SL, Nagakubo; KAUM-I. 21665, 72.9 mm SL, Kurio; NSMT-P 91684, 20 mm SL, Kurio.

Arai and Ida (1975): NSMT-P 17843, 2 specimens, 34.9–41.3 mm SL, Kusugawa. Ichikawa et al. (1992): Yaku-shima Island. Matsumoto (2005): Yudomari.

Chrysiptera parasema (Fowler, 1918)

[Jpn name: Shirikirurisuzumedai]

Ichikawa et al. (1992, as *Chrysiptera hemicyanea*): Yaku-shima Island. Matsumoto (2005): Yaku-shima Island.***Chrysiptera rex*** (Snyder, 1909)

[Jpn name: Remonsuzumedai] (Fig. 310)

Ichikawa et al. (1992): Yaku-shima Island. Matsumoto (2005): Tsumoi.

**Fig. 309.** *Chrysiptera glauca* (upper: off Isso, 2 m, 16 May 2008, S. Harazaki; middle: KAUM-I. 11136, 15.5 mm SL; lower: KAUM-I. 21665, 72.9 mm SL).**Fig. 310.** *Chrysiptera rex* (off Isso, 6 m, 4 Mar. 2005, S. Harazaki).***Chrysiptera starcki*** (Allen, 1973)

[Jpn name: Senakirisuzumedai]

Ichikawa et al. (1992): Yaku-shima Island. Matsumoto (2005): Senroku.

Chrysiptera tricincta (Allen and Randall, 1974)

[Jpn name: Misujisuzumedai]

Ichikawa et al. (1992): Yaku-shima Island.
Matsumoto (2005): Isso.***Chrysiptera unimaculata*** (Cuvier, 1830)

[Jpn name: Ichimonsuzumedai] (Fig. 311)

KAUM-I. 11135, 20.6 mm SL, Kurio;
KAUM-I. 11314, 12.5 mm SL, Yudomari;
KAUM-I. 20151, 16.5 mm SL, Yudomari;
KAUM-I. 20185, 12.4 mm SL, Yudomari;
KAUM-I. 20194, 54.5 mm SL, Yudomari;
KAUM-I. 21663, 57.4 mm SL, Kurio; KAUM-I.
21664, 40.5 mm SL, Kurio; KAUM-I. 25057, 31.6
mm SL, Ambo; KPM-NI 22528, 11.7 mm SL, Yu-
domari; NSMT-P 91594, 13 mm SL, Nagakubo.Arai and Ida (1975): NSMT-P 17844, 6 speci-
mens, 26.7–42.0 mm SL, Kusugawa. Ichikawa et
al. (1992): Yaku-shima Island. Kuniyasu (1999):
Kurio. Matsumoto (2005): Isso.***Dascyllus aruanus*** (Linnaeus, 1758)

[Jpn name: Misujiryukyusuzumedai] (Fig. 312)

BSKU 96556, 16.5 mm SL, Yudomari;
KAUM-I. 20104, 32.6 mm SL, Yudomari;
KAUM-I. 20203, 17.5 mm SL, Yudomari;
KAUM-I. 20204, 14.3 mm SL, Yudomari.Ichikawa et al. (1992): Yaku-shima Island.
Matsumoto (2004b): Tsumoi.***Dascyllus reticulatus*** (Richardson, 1846)

[Jpn name: Futasujiryukyusuzumedai] (Fig. 313)

Ichikawa et al. (1992): Yaku-shima Island.
Kuniyasu (1999): Kurio. Matsumoto (2004b):
Tsumoi.***Dascyllus trimaculatus*** (Rüppell, 1829)

[Jpn name: Mitsuboshikurosuzumedai] (Fig. 314)

Ichikawa et al. (1992): Yaku-shima Island.
Kuniyasu (1999): Kurio. Matsumoto (2004b): Mi-
yanoura.***Neoglyphidodon melas*** (Cuvier, 1830)

[Jpn name: Kurosuzumedai] (Fig. 315)

Ichikawa et al. (1992, as *Paraglyphidodon*
melas): Yaku-shima Island.Remarks: Adults of this species are very rare
at Yaku-shima Island.

Fig. 311. *Chrysiptera unimaculata* (upper: KAUM-I. 11135, 20.6 mm SL; middle: KAUM-I. 25057, 31.6 mm SL; lower: KAUM-I. 21664, 40.5 mm SL).



Fig. 312. *Dascyllus aruanus* (KAUM-I. 20104, 32.6 mm SL).



Fig. 313. *Dascyllus reticulatus* (off Isso, 12 m, 3 Mar. 2005, S. Harazaki).



Fig. 314. *Dascyllus trimaculatus* (off Isso, 15 m, 19 Jan. 2010, S. Harazaki).



Fig. 315. *Neoglyphidodon melas* (off Isso, 5 m, 11 June 2006, S. Harazaki).

Neoglyphidodon nigroris (Cuvier, 1830)

[Jpn name: Hirenagasuzumedai] (Fig. 316)

BSKU 96633, 77.4 mm SL, Isso; BSKU 96543, 39.7 mm SL, Yudomari; KAUM-I. 11274, 68.9 mm SL, Yudomari; KAUM-I. 11282, 79.5 mm SL, Yudomari; KAUM-I. 20113, 31.2 mm SL, Yudomari; KPM-NI 22508, 42.8 mm SL, Yudomari; MUFS 25532, 91.4 mm SL, Yudomari.

Ichikawa et al. (1992): Yaku-shima Island. Kuniyasu (1999): Kurio. Matsumoto (2005): Isso.



Fig. 316. *Neoglyphidodon nigroris* (upper: BSKU 96543, 39.7 mm SL; middle: KAUM-I. 20113, 31.2 mm SL; lower: KPM-NI 22508, 42.8 mm SL).

Neopomacentrus taeniurus (Bleeker, 1856)

[Jpn name: Ribonsuzumedai]

Kuniyasu (1999): Kurio.

Neopomacentrus cyanomos (Bleeker, 1856)

[Jpn name: Kuroribonsuzumedai]

Kuniyasu (1999): Kurio.

Plectroglyphidodon dickii (Liénard, 1839)

[Jpn name: Ishigakisuzumedai] (Fig. 317)

Ichikawa et al. (1992): Yaku-shima Island.
Kuniyasu (1999): Kurio. Matsumoto (2004b): Kurio.

Remarks: This species is common at Yaku-shima Island and usually occurs in depths of less than 5 m.



Fig. 317. *Plectroglyphidodon dickii* (upper: off Yudomari, 5 m, 9 Nov. 2008, S. Harazaki; middle: off Yudomari, 5 m, 9 Nov. 2008, S. Harazaki; lower: off Nagata, 5 m, 16 Sept. 2004, S. Harazaki).

Plectroglyphidodon johnstonianus Fowler and Ball, 1924

[Jpn name: Rurimeishigakisuzumedai] (Fig. 318)

Ichikawa et al. (1992): Yaku-shima Island.
Kuniyasu (1999): Kurio. Matsumoto (2004b): Kurio.



Fig. 318. *Plectroglyphidodon johnstonianus* (off Isso, 7 m, 10 Nov. 2008, S. Harazaki).

Plectroglyphidodon lacrymatus (Quoy and Gaimard, 1825)

[Jpn name: Rurihoshisuzumedai]

Ichikawa et al. (1992): Yaku-shima Island.
Kuniyasu (1999): Kurio. Matsumoto (2004b): Tsumoi.

Plectroglyphidodon leucozonus (Bleeker, 1859)

[Jpn name: Hakusensuzumedai] (Fig. 319)

FRLM 34734, 78.6 mm SL, Kurio; KAUM-I. 11144, 81.8 mm SL, Kurio; KAUM-I. 11344, 12.8 mm SL, Kurio; KAUM-I. 11351, 77.3 mm SL, Kurio; KAUM-I. 20226, 54.2 mm SL, Kurio; KAUM-I. 20227, 53.8 mm SL, Kurio; NSMT-P 17850, 30.7 mm SL, Kusugawa; NSMT-P 91504, 78 mm SL, Kurio; NSMT-P 91505, 4 specimens, 57–74 mm SL, Kurio; NSMT-P 95415, 86.9 mm SL, Kurio; NSMT-P 95435, 82.3 mm SL, Haruo; NSMT-P 95458, 48.6 mm SL, Haruo.

Arai and Ida (1975, as *Abudefduf leucozonus*): NSMT-P 58092, 2 specimens, 40.7–45.4 mm SL, Kusugawa. Ichikawa et al. (1992): Yaku-shima Island. Matsumoto (2004b): Yaku-shima Island.



Fig. 319. *Plectroglyphidodon leucozonus* (upper: off Isso, 2 m, 26 Feb. 2005, S. Harazaki; lower: KAUM-I. 11144, 81.8 mm SL).

Pomacentrus alexanderae Evermann and Seale, 1907
[Jpn name: Montsukisuzumedai] (Fig. 320)
Kuniyasu (1999): Kurio.



Fig. 320. *Pomacentrus alexanderae* (off Isso, 18 m, 4 Mar. 2005, S. Harazaki).

Pomacentrus amboinensis Bleeker 1868
[Jpn name: Nisenettaisuzumedai] (Fig. 321)
Kuniyasu (1999): Kurio. Matsumoto (2005):
Tsumoi.



Fig. 321. *Pomacentrus amboinensis* (off Isso, 6 m, 4 Mar. 2005, S. Harazaki).

Pomacentrus bankanensis Bleeker, 1853
[Jpn name: Meganesuzumedai] (Fig. 322)
KAUM-I. 20103, 32.6 mm SL, Yudomari;
KAUM-I. 20202, 26.1 mm SL, Yudomari.
Ichikawa et al. (1992): Yaku-shima Island.
Kuniyasu (1999): Kurio. Matsumoto (2005): Shi-
toko.



Fig. 322. *Pomacentrus bankanensis* (upper: off Isso, 5 m, 25 Feb. 2005, S. Harazaki; lower: KAUM-I. 20103, 32.6 mm SL).

Pomacentrus chrysurus Cuvier, 1830

[Jpn name: Ojirosuzumedai] (Fig. 323)

BSKU 96539, 68.5 mm SL, Yudomari; KAUM-I. 11590, 56.0 mm SL, Ambo; KAUM-I. 11616, 57.3 mm SL, Ambo; KAUM-I. 20077, 56.7 mm SL, Yudomari; KPM-NI 22509, 28.8 mm SL, Yudomari.

Matsumoto (2005): Isso.



Fig. 323. *Pomacentrus chrysurus* (upper: off Isso, 5 m, 3 Mar. 2005, S. Harazaki; middle: KPM-NI 22509, 28.8 mm SL; lower: BSKU 96539, 68.5 mm SL).

Pomacentrus coelestis Jordan and Starks, 1901

[Jpn name: Sorasuzumedai] (Fig. 324)

KAUM-I. 11267, 55.6 mm SL, Yudomari; KAUM-I. 20043, 47.8 mm SL, Yudomari; KAUM-I. 20328, 35.6 mm SL, Isso.

Arai and Ida (1975): NSMT-P 17864, 55.3 mm SL, Kusugawa. Matsumoto (2005): Yaku-shima Island. MOSC (2002): Isso, Ambo and Kurio.




Fig. 324. *Pomacentrus coelestis* (upper: KAUM-I. 20328, 35.6 mm SL; lower: KAUM-I. 11267, 55.6 mm SL).

Pomacentrus lepidogenys Fowler and Bean, 1928

[Jpn name: Asadosuzumedai] (Fig. 325)

Ichikawa et al. (1992): Yaku-shima Island. Kuniyasu (1999): Kurio. Matsumoto (2005): Tsu-moi.

Pomacentrus moluccensis Bleeker, 1853

[Jpn name: Netaisuzumedai] (Fig. 326)

Arai and Ida (1975): Kusugawa (one specimen was reported, but not found at NSMT). Kuniyasu (1999): Kurio. Matsumoto (2005): Isso.

Pomacentrus nagasakiensis Tanaka, 1917

[Jpn name: Nagasakisuzumedai] (Fig. 327)

Ichikawa et al. (1992): Yaku-shima Island. Kuniyasu (1999): Kurio. Matsumoto (2005): Kurio (as *Neoglyphidodon meias*) and Isso.



Fig. 325. *Pomacentrus lepidogenys* (off Isso, 6 m, 4 Mar. 2005, S. Harazaki).



Fig. 326. *Pomacentrus moluccensis* (off Isso, 7 m, 4 Mar. 2005, S. Harazaki).



Fig. 327. *Pomacentrus nagasakiensis* (off Isso, 7 m, 26 Feb. 2005, S. Harazaki).

Pomacentrus nigromarginatus Allen, 1973
[Jpn name: Nisemontsukisuzumedai] (Fig. 328)



Fig. 328. *Pomacentrus nigromarginatus* (off Isso, 18 m, 4 Mar. 2005, S. Harazaki).

Pomacentrus phlippinus Evermann and Seale, 1907
[Jpn name: Firipinsuzumedai] (Fig. 329)

Ichikawa et al. (1992): Yaku-shima Island.
Kuniyasu (1999): Kurio. Matsumoto (2005): Tsu-
moi.



Fig. 329. *Pomacentrus phlippinus* (off Isso, 7 m, 4 Mar. 2005, S. Harazaki).

Pomacentrus vaiuli Jordan and Seale, 1906

[Jpn name: Kuromeganesuzumedai]

Ichikawa et al. (1992): Yaku-shima Island.
Kuniyasu (1999): Kurio. Matsumoto (2005): Miyanoura. MOSC (2002): Isso, Ambo and Kurio.

***Pomacentrus* sp.**

[Jpn name: Minamiisosuzumedai]

Matsumoto (2005): Yoshida.

Pomachromis richardsoni (Snyder, 1909)

[Jpn name: Okinawasuzumedai]

Ichikawa et al. (1992): Yaku-shima Island.
Kuniyasu (1999): Kurio. Matsumoto (2005): Tsumoi.

Stegastes altus (Okada and Ikeda, 1937)

[Jpn name: Sedakasuzumedai] (Fig. 330)

NSMT-P 95457, 35.6 mm SL, Haruo; NSMT-P 95464, 101.1 mm SL, Hirauchi; NSMT-P 95465, 101.3 mm SL, Hirauchi.

Ichikawa et al. (1992): Yaku-shima Island.
Kuniyasu (1999): Kurio. Matsumoto (2005): Yoshida.



Fig. 330. *Stegastes altus* (NSMT-P 95465, 101.3 mm SL, preserved specimen).

Stegastes fasciolatus (Ogilby, 1889)

[Jpn name: Fuchidorisuzumedai]

Kuniyasu (1999): Kurio.

Stegastes obreptus (Whitley, 1948)

[Jpn name: Aisuzumedai] (Fig. 331)

Teixeirichthys jordani (Rutter, 1897)

[Jpn name: Sujisuzumedai] (Fig. 332)

Remarks: Very rare; only a single individual (Fig. 332) was observed for recent six years at Yaku-shima Island.



Fig. 331. *Stegastes obreptus* (off Isso, 5 m, 22 Jan. 2010, S. Harazaki).



Fig. 332. *Teixeirichthys jordani* (off Isso, 20 m, 1 July 2005, S. Harazaki).

FAMILY LABRIDAE

Anampses caeruleopunctatus Rüppell, 1829

[Jpn name: Buchisusukibera] (Fig. 333)

KAUM-I. 11205, 24.1 mm SL, Kurio; KAUM-I. 11467, 199.1 mm SL, Isso; NSMT-P 58125, 43.2 mm SL, Kusugawa.

Ichikawa et al. (1992): Yaku-shima Island.
Kuniyasu (1999): Kurio.

Remarks: NSMT-P 58125 (43.2 mm SL) was collected by Arai and Ida's (1975) Yaku-shima survey, but it was not listed in Arai and Ida (1975).

Anampses geographicus Valenciennes, 1840

[Jpn name: Mushibera]

Ichikawa et al. (1992): Yaku-shima Island.
Kuniyasu (1999): Kurio.

Anampses melanurus Bleeker, 1857

[Jpn name: Kurofuchisusukibera]

Ichikawa et al. (1992): Yaku-shima Island.




Fig. 333. *Anampses caeruleopunctatus* (upper: KAUM-I. 11205, 24.1 mm SL; lower: KAUM-I. 11467, 199.1 mm SL).

Anampses meleagrides Valenciennes, 1840

[Jpn name: Hokutobera]

Ichikawa et al. (1992): Yaku-shima Island.
Kuniyasu (1999): Kurio.

Anampses neoguinaicus Bleeker, 1878

[Jpn name: Nyuginiabera] (Fig. 334)

Ichikawa et al. (1992): Yaku-shima Island.
Kuniyasu (1999): Kurio.



Fig. 334. *Anampses neoguinaicus* (off Isso, 15 m, 12 June 2004, S. Harazaki).

Anampses neoguinaicus Bleeker, 1878

x *Anampses twistii* Bleeker, 1856

[Jpn name: None] (Fig. 335)

Remarks: A hybrid individual; many individuals have been observed at Yaku-shima Island.

Anampses twistii Bleeker, 1856

[Jpn name: Hoshisusukibera]

Ichikawa et al. (1992): Yaku-shima Island.
Kuniyasu (1999): Kurio.



Fig. 335. *Anampses neoguinaicus* x *A. twistii* (off Isso, 15 m, 8 Sept. 2006, S. Harazaki).

Bodianus anthioides (Bennett, 1832)

[Jpn name: Hiodoshibera] (Fig. 336)



Fig. 336. *Bodianus anthioides* (off Isso, 20 m, 11 Oct. 2005, S. Harazaki).

Bodianus axillaris (Bennett, 1832)

[Jpn name: Sumitsukibera] (Fig. 337)

Arai and Ida (1975): NSMT-P 58108, 38.3 mm SL, Kusugawa. Ichikawa et al. (1992): Yaku-shima Island. Kuniyasu (1999): Kurio.



Fig. 337. *Bodianus axillaris* (NSMT-P 58108, 38.3 mm SL, preserved specimen).

Bodianus bilunulatus (Lacepède, 1801)

[Jpn name: Kitsunebera]

Ichikawa et al. (1992): Yaku-shima Island.
Kuniyasu (1999): Kurio.

Bodianus bimaculatus Allen, 1973

[Jpn name: Futahoshikitsunebera] (Fig. 338)



Fig. 338. *Bodianus bimaculatus* (off Isso, 30 m, 28 May 2009, S. Harazaki).

Bodianus diana (Lacepède, 1801)

[Jpn name: Montsukibera]

Ichikawa et al. (1992): Yaku-shima Island.
Kuniyasu (1999): Kurio.

Bodianus loxozonus (Snyder, 1908)

[Jpn name: Hiregurobera]

Ichikawa et al. (1992, as *Bodianus hirsutus*):
Yaku-shima Island.

Bodianus mesothorax (Bloch and Schneider, 1801)

[Jpn name: Kesagakebera] (Fig. 339)

Ichikawa et al. (1992): Yaku-shima Island.
Kuniyasu (1999): Kurio.

Remarks: Common in depths of 10–15 m at
Yaku-shima Island.



Fig. 339. *Bodianus mesothorax* (off Isso, 15 m, 17 Jan. 2010, S. Harazaki).

Bodianus oxycephalus (Bleeker, 1862)

[Jpn name: Kitsunedai]

Ichikawa et al. (1992): Yaku-shima Island.

Bodianus perditio (Quoy and Gaimard, 1834)

[Jpn name: Takibera]

Ichikawa et al. (1992): Yaku-shima Island.

Cheilinus chlorurus (Bloch, 1791)

[Jpn name: Akatemmochinouo] (Fig. 340)

KPM–NI 22526, 16.0 mm SL, Yudomari.

Ichikawa et al. (1992): Yaku-shima Island.
Kuniyasu (1999): Kurio.

Remarks: *C. chlorurus* is similar to *C. trilobatus* at juvenile stages. The former may be distinguished from the latter by having numerous small white spots on the anteroventral surface of the body.



Fig. 340. *Cheilinus chlorurus* (KPM–NI 22526, 16.0 mm SL).

Cheilinus trilobatus Lacepède, 1801

[Jpn name: Mitsubamochinouo] (Fig. 341)

BSKU 96551, 34.4 mm SL, Yudomari;
KAUM–I. 20086, 55.1 mm SL, Yudomari;
KAUM–I. 20197, 36.3 mm SL, Yudomari;
KAUM–I. 20327, 28.9 mm SL, Isso.



Fig. 341. *Cheilinus trilobatus* (KAUM–I. 20086, 55.1 mm SL).

Cheilinus undulatus Rüppell, 1835

[Jpn name: Meganemochinouo]

Ichikawa et al. (1992): Yaku-shima Island.

Cheilio inermis (Forsskål, 1775)

[Jpn name: Kamasubera]

Ichikawa et al. (1992): Yaku-shima Island.
Kuniyasu (1999): Kurio.

Choerodon fasciatus (Günther, 1867)

[Jpn name: Shichisembera]

Ichikawa et al. (1992, as *Lienardella fasciata*):
Yaku-shima Island.

Choerodon jordani (Snyder, 1908)

[Jpn name: Kurakakebera] (Fig. 342)



Fig. 342. *Choerodon jordani* (off Isso, 12 m, 11 Sept. 2009, S. Harazaki).

Cirrhilabrus exquisitus Smith, 1957

[Jpn name: Nishikiitohikibera]

Kuniyasu (1999): Kurio.

Cirrhilabrus katherinae Randall, 1992

[Jpn name: Goishiitohikibera] (Fig. 343)



Fig. 343. *Cirrhilabrus katherinae* (off Isso, 15 m, 27 Aug. 2007, S. Harazaki).

Cirrhilabrus katoii Senou and Hirata, 2000

[Jpn name: Kurenaiitohikibera] (Fig. 344)




Fig. 344. *Cirrhilabrus katoii* (off Isso, 35 m, 15 Apr. 2005, S. Harazaki).

Cirrhilabrus lyukyuensis Ishikawa 1904

[Jpn name: Kuroheriitohikibera]

Ichikawa et al. (1992, as *Cirrhilabrus cyanopleura*): Yaku-shima Island. Kuniyasu (1999, as *Cirrhilabrus cyanopleura*): Kurio.

Remarks: Allen et al. (2008) provisionally regarded *C. lyukyuensis* as a valid species, rather than a junior synonym of *C. cyanopleura* (Bleeker, 1851).

Cirrhilabrus lunatus Randall and Masuda, 1991

[Jpn name: Tsukinowaitohikibera] (Fig. 345)



Fig. 345. *Cirrhilabrus lunatus* (off Isso, 35 m, 13 Dec. 2006, S. Harazaki).

Cirrhilabrus melanomarginatus Randall and Shen, 1978

[Jpn name: Tomoshiibiitohikibera] (Fig. 346)

Kuniyasu (1999, as *Cirrhilabrus lanceolatus*):
Kurio.

Remarks: Kuniyasu's (1999: photo 4-middle) *Cirrhilabrus lanceolatus* Randall and Masuda, 1991 (Yariitohikibera) is herein re-identified as *Cirrhilabrus melanomarginatus*.



Fig. 346. *Cirrhilabrus melanomarginatus* (off Isso, 5 m, 22 July 2004, S. Harazaki).



Fig. 348. *Cirrhilabrus temminckii* (upper and lower: off Isso, 25 m, 22 Dec. 2006, S. Harazaki).

Cirrhilabrus rubrimarginatus Randall, 1992
[Jpn name: Benihireitohikibera] (Fig. 347)



Fig. 347. *Cirrhilabrus rubrimarginatus* (off Isso, 35 m, 21 Dec. 2004, S. Harazaki).



Fig. 349. *Cirrhilabrus* sp. 1 (upper: off Isso, 35 m, 9 Aug. 2004, S. Harazaki; lower: off Isso, 35 m, 10 Sept. 2007, S. Harazaki).

Cirrhilabrus temminckii Bleeker, 1853
[Jpn name: Itohikibera] (Fig. 348)

***Cirrhilabrus* sp. 1**

[Jpn name: None] (Fig. 349)

Remarks: This species is undescribed. Common in depths of deeper than 30 m at Yaku-shima Island.

***Cirrhilabrus* sp. 2**

[Jpn name: None] (Fig. 350)

Remarks: This species is similar to *C. katherinae*, but differs from the latter in having a blue stripe along the lateral line (often disappearing with condition). Currently known only from the Ryukyu Islands and Yaku-shima Island.



Fig. 350. *Cirrhitlabrus* sp. 2 (upper and lower: off Isso, 25 m, 22 Dec. 2006, S. Harazaki).

Coris aygula Lacepède, 1801

[Jpn name: Kammuribera] (Fig. 351)

KAUM-I. 11591, 112.6 mm SL, Ambo; NSMT-P 77653, 290 mm SL, Nagata.

Ichikawa et al. (1992): Yaku-shima Island. Kuniyasu (1999): Kurio.



Fig. 351. *Coris aygula* (upper: KAUM-I. 11591, 112.6 mm SL; lower: NSMT-P 77653, 290 mm SL).

Coris batuensis (Bleeker, 1856–57)

[Jpn name: Shichisemmusumebera]

Kuniyasu (1999, as *Coris variegata*): Kurio.

Coris dorsomacula Fowler, 1908

[Jpn name: Sujibera]

Ichikawa et al. (1992): Yaku-shima Island. Kuniyasu (1999): Kurio.

Coris gaimard (Quoy and Gaimard, 1824)

[Jpn name: Tsuyubera] (Fig. 352)

KAUM-I. 20304, 13.7 mm SL, Kurio; KAUM-I. 25204, 214.5 mm SL, Nagata.

Ichikawa et al. (1992): Yaku-shima Island. Kuniyasu (1999): Kurio. MOSC (2002): Isso, Ambo and Kurio.



Fig. 352. *Coris gaimard* (upper: KAUM-I. 20304, 13.7 mm SL; lower: KAUM-I. 25204, 214.5 mm SL).

Epibulus insidiator (Pallas, 1770)

[Jpn name: Gichibera] (Fig. 353)



Fig. 353. *Epibulus insidiator* (off Isso, 15 m, 24 June 2009, S. Harazaki).

Gomphosus varius Lacepède, 1801

[Jpn name: Kugibera] (Fig. 354)

KAUM-I. 11587, 73.8 mm SL, Ambo; NS-MT-P 95445, 70.7 mm SL, Haruo.

Ichikawa et al. (1992): Yaku-shima Island. Kuniyasu (1999): Kurio. MOSC (2002): Isso, Ambo and Kurio.




Fig. 354. *Gomphosus varius* (upper: KAUM-I. 11587, 73.8 mm SL; lower: off Isso, 6 m, 22 Jan. 2010, S. Harazaki).

Halichoeres argus (Bloch and Schneider, 1801)

[Jpn name: Kumadorikyusen] (Fig. 355)

Remarks: Common in depths of less than 3 m at Yaku-shima Island, but no specimens have been collected from the island.




Fig. 355. *Halichoeres argus* (upper: female, off Isso, 3 m, 4 Oct. 2007, S. Harazaki; lower: male, same data as upper image).

Halichoeres biocellatus Schultz, 1960

[Jpn name: Nishikikyusen]

Ichikawa et al. (1992): Yaku-shima Island. Kuniyasu (1999): Kurio.

Halichoeres chrysus Randall, 1981

[Jpn name: Koganeyusen]

Ichikawa et al. (1992): Yaku-shima Island. Kuniyasu (1999): Kurio.

Halichoeres hortulanus (Lacepède, 1801)

[Jpn name: Tokarabera] (Fig. 356)

BSKU 96609, 33.1 mm SL, Kurio; KAUM-I. 11308, 32.6 mm SL, Yudomari; KAUM-I. 21771, 22.4 mm SL, Kurio; NSMT-P 77991, 14.1 mm SL, Kurio; NSMT-P 95467, 58.5 mm SL, Hirauchi.

Ichikawa et al. (1992): Yaku-shima Island. Kuniyasu (1999): Kurio.



Fig. 356. *Halichoeres hortulanus* (BSKU 96609, 33.1 mm SL).

Halichoeres margaritaceus (Valenciennes, 1839)

[Jpn name: Akanijibera] (Fig. 357)

KPM-NI 24797, 13.8 mm SL, Kurio.

Arai and Ida (1975): NSMT-P 58095, 77.1 mm SL, Kusugawa; NSMT-P 58096, 48.6 mm SL, Kusugawa. Kuniyasu (1999): Kurio.

Halichoeres marginatus Rüppell, 1835

[Jpn name: Kanokobera] (Fig. 358)

KAUM-I. 11384, 17.8 mm SL, Kurio; KAUM-I. 21742, 24.9 mm SL, Kurio; KAUM-I. 21743, 21.5 mm SL, Kurio; KPM-NI 24905, 13.6 mm SL, Kurio.

Arai and Ida (1975, as *Halichoeres notopsis*, Hakusembera): NSMT-P 58098, 37.7 mm SL, Kusugawa; NSMT-P 58126, 42.2 mm SL, Kusugawa. Ichikawa et al. (1992): Yaku-shima Island. Kuniyasu (1999): Kurio.



Fig. 357. *Halichoeres margaritaceus* (upper: KPM-NI 24797, 13.8 mm SL; middle: NSMT-P 58095, 77.1 mm SL, preserved specimen; lower: male and female just before spawning, off Isso, 4 m, 21 Apr. 2009, S. Harazaki).



Fig. 358. *Halichoeres marginatus* (KAUM-I. 11384, 17.8 mm SL).

Halichoeres melanochir Fowler and Bean, 1928
 [Jpn name: Munatembera] (Fig. 359)
 NSMT-P 91661, 14.0 mm SL, Kurio.
 Ichikawa et al. (1992): Yaku-shima Island.
 Kuniyasu (1999): Kurio.

Halichoeres melanurus (Bleeker, 1851)
 [Jpn name: Kazarikyusen] (Fig. 360)
 KPM-NI 22501, 77.4 mm SL, Yudomari.



Fig. 359. *Halichoeres melanochir* (NSMT-P 91661, 14 mm SL, preserved specimen).



Fig. 360. *Halichoeres melanurus* (KPM-NI 22501, 77.4 mm SL).

Halichoeres nebulosus (Valenciennes, 1839)
 [Jpn name: Inazumabera] (Fig. 361)
 Ichikawa et al. (1992): Yaku-shima Island.
 Kuniyasu (1999): Kurio.



Fig. 361. *Halichoeres nebulosus* (male and female just before spawning, off Isso, 4 m, 21 Apr. 2009, S. Harazaki).

Halichoeres orientalis Randall, 1999
 [Jpn name: Tsukibera]
 Ichikawa et al. (1992): Yaku-shima Island.
 Kuniyasu (1999): Kurio.

Halichoeres prosopion (Bleeker, 1853)
 [Jpn name: Munatemberadamashi] (Fig. 362)
 Kuniyasu (1999): Kurio.
 Remarks: Relatively rare at Yaku-shima Island.



Fig. 362. *Halichoeres prosopeion* (off Isso, 10 m, 6 July 2006, S. Harazaki).

Halichoeres richmondi Fowler and Bean, 1928

[Jpn name: Goshikikyusen]

Kuniyasu (1999): Kurio.

Halichoeres scapularis (Bennett, 1831)

[Jpn name: Seitembera]

Ichikawa et al. (1992): Yaku-shima Island.

Halichoeres trimaculatus (Quoy and Gaimard, 1834)

[Jpn name: Mitsuboshikyusen] (Fig. 363)

KAUM-I. 11138, 125.3 mm SL, Kurio; KAUM-I. 11597, 138.9 mm SL, Ambo; KAUM-I. 11614, 115.0 mm SL, Ambo; KAUM-I. 11615, 106.3 mm SL, Ambo.

Ichikawa et al. (1992): Yaku-shima Island.
Kuniyasu (1999): Kurio.



Fig. 363. *Halichoeres trimaculatus* (KAUM-I. 11138, 125.3 mm SL).

Hemigymnus fasciatus (Bloch, 1792)

[Jpn name: Shimatarekuchibera]

Arai and Ida (1975): Kusugawa [one specimen (33 mm SL) was reported, but not found at NSMT]. Ichikawa et al. (1992): Yaku-shima Island. Kuniyasu (1999): Kurio.

Hemigymnus melapterus (Bloch, 1791)

[Jpn name: Tarekuchibera] (Fig. 364)

BSKU 96580, 12.2 mm SL, Yudomari.

Ichikawa et al. (1992): Yaku-shima Island.




Fig. 364. *Hemigymnus melapterus* (BSKU 96580, 12.2 mm SL).

Hologymnosus annulatus (Lacepède, 1801)

[Jpn name: Namerabera] (Fig. 365)

Ichikawa et al. (1992): Yaku-shima Island.

Kuniyasu (1999): Kurio.



Fig. 365. *Hologymnosus annulatus* (upper: off Isso, 5 m, 20 Jan. 2010, S. Harazaki; lower: off Isso, 15 m, 5 Nov. 2004, S. Harazaki).

Hologymnosus doliatus (Lacepède, 1801)

[Jpn name: Shirotasukibera]

Ichikawa et al. (1992): Yaku-shima Island.

Kuniyasu (1999): Kurio.

Hologymnosus rhodonotus Randall and Yamakawa, 1988
[Jpn name: Ayatasukibera] (Fig. 366)



Fig. 366. *Hologymnosus rhodonotus* (off Isso, 35 m, 3 Mar. 2005, S. Harazaki).

Iniistius aneitensis (Günther, 1862)
[Jpn name: Hagehirabera] (Fig. 367)




Fig. 367. *Iniistius aneitensis* (off Isso, 25 m, 6 Sept. 2006, S. Harazaki).

Iniistius pavo (Valenciennes, 1840)
[Jpn name: Hoshitensu] (Fig. 368)

BSKU 96611, 21.5 mm SL, Kurio; NSMT-P 95405, 135.3 mm SL, Yaku-shima Island; NSMT-P 95406, 125.3 mm SL, Yaku-shima Island.

Ichikawa et al. (1992, as *Xyrichtys pavo*): Yaku-shima Island.

Remarks: Randall and Earle (2002) allocated this species to *Iniistius* from *Xyrichtys*.

Iniistius pentadactylus (Linnaeus, 1758)
[Jpn name: Hirabera]

Ichikawa et al. (1992, as *Xyrichtys pentadactylus*): Yaku-shima Island.

Remarks: Randall et al. (2002) considered this species to belong to *Iniistius*.



Fig. 368. *Iniistius pavo* (BSKU 96611, 21.5 mm SL).

Iniistius twistii (Bleeker, 1856)

[Jpn name: Hinomarutensu] (Fig. 369)

NSMT-P 95402, 145.5 mm SL, Yaku-shima Island; NSMT-P 95403, 3 specimens, 126.6–126.7 mm SL, Yaku-shima Island; NSMT-P 95404, 174.4 mm SL, Yaku-shima Island.

Ichikawa et al. (1992, as *Xyrichtys twistii*): Yaku-shima Island.

Remarks: Randall et al. (2002) considered this species to belong to *Iniistius*.



Fig. 369. *Iniistius twistii* (NSMT-P 95402, 145.5 mm SL).

Iniistius sp.

[Jpn name: None] (Fig. 370)

NSMT-P 95407, 149.4 mm SL, Yaku-shima Island; NSMT-P 95408, 2 specimens, 138.3–139.1 mm SL, Yaku-shima Island.

Remarks: These specimens are similar to *Iniistius celebicus* (Bleeker, 1856) in coloration. However, the former has small scales widely covering from the mouth to behind the eye, whereas *I. celebicus* has a few scales only just below the eye. These Yaku-shima specimens probably represent an undescribed species.



Fig. 370. *Iniistius* sp. (NSMT-P 95407, 149.4 mm SL).

Labroides bicolor Fowler and Bean, 1928

[Jpn name: Somewakebera] (Fig. 371)

BSKU 96651, 10.1 mm SL, Isso.

Ichikawa et al. (1992): Yaku-shima Island.

Kuniyasu (1999): Kurio.



Fig. 371. *Labroides bicolor* (BSKU 96651, 10.1 mm SL).

Labroides dimidiatus (Valenciennes, 1839)

[Jpn name: Honsomewakebera] (Fig. 372)

KAUM-I. 11193, 54.7 mm SL, Kurio;
KAUM-I. 11458, 26.7 mm SL, Isso; KAUM-I.
20347, 37.7 mm SL, Isso.

Arai and Ida (1975): NSMT-P 17849, 32.3 mm SL, Kusugawa; NSMT-P 58112, 58.7 mm SL, Kusugawa. Ichikawa et al. (1992): Yaku-shima Island. Kuniyasu (1999): Kurio. MOSC (2002): Isso, Ambo and Kurio.

Labropsis manabei Schmidt, 1931

[Jpn name: Manabebera] (Fig. 373)

Macropharyngodon meleagris (Valenciennes, 1839)

[Jpn name: Nodogurobera] (Fig. 374)

Arai and Ida (1975, as *Macropharyngodon pardalis*, Goishibera): NSMT-P 17837, 31.9 mm SL, Kusugawa; NSMT-P 58111, 43.3 mm SL, Kusugawa. Ichikawa et al. (1992): Yaku-shima Island. Kuniyasu (1999): Kurio.



Fig. 372. *Labroides dimidiatus* (upper: KAUM-I. 11458, 26.7 mm SL; lower: KAUM-I. 11193, 54.7 mm SL).



Fig. 373. *Labropsis manabei* (upper: off Isso, 10 m, 12 June 2006, S. Harazaki; lower: off Isso, 12 m, 20 Jan. 2010, S. Harazaki).



Fig. 374. *Macropharyngodon meleagris* (NSMT-P 58111, 43.3 mm SL, preserved specimen).

Macropharyngodon moyeri Shepard and Meyer, 1978
[Jpn name: Usubanodogurobera] (Fig. 375)

Remarks: This species occurs in depths of 10–15 m at Yaku-shima Island.



Fig. 375. *Macropharyngodon moyeri* (off Yoshida, 15 m, 8 June 2006, S. Harazaki).

Macropharyngodon negrosensis Herre, 1932
[Jpn name: Sejironodogurobera]

Kuniyasu (1999): Kurio.

Novaculichthys taeniurus (Lacepède, 1801)
[Jpn name: Obitensumodoki]

Ichikawa et al. (1992): Yaku-shima Island.
Kuniyasu (1999): Kurio.

Oxycheilinus bimaculatus (Valenciennes, 1840)
[Jpn name: Takobera] (Fig. 376)

FRLM 34707, 92.0 mm SL, Yudomari;
KAUM–I. 11256, 98.0 mm SL, Yudomari;
KAUM–I. 11257, 97.0 mm SL, Yudomari;
KAUM–I. 20061, 53.4 mm SL, Yudomari; MUFS
25548, 101 mm SL, Yudomari.

Ichikawa et al. (1992, as *Cheilinus bimaculatus*): Yaku-shima Island. Kuniyasu (1999): Kurio.



Fig. 376. *Oxycheilinus bimaculatus* (KAUM–I. 11256, 98.0 mm SL).

Oxycheilinus digrammus (Lacepède, 1801)
[Jpn name: Hohosujimochinouo]

Ichikawa et al. (1992): Yaku-shima Island.
Kuniyasu (1999): Kurio.

Oxycheilinus unifasciatus (Steets, 1877)
[Jpn name: Hitosujimochinouo] (Fig. 377)

KAUM–I. 25206, 188.0 mm SL, Onoaida.

Ichikawa et al. (1992): Yaku-shima Island.
Kuniyasu (1999): Kurio.



Fig. 377. *Oxycheilinus unifasciatus* (KAUM–I. 25206, 188.0 mm SL).

Paracheilinus carpenteri Randall and Lubbock, 1981
[Jpn name: Kujakubera] (Fig. 378)



Fig. 378. *Paracheilinus carpenteri* (off Isso, 30 m, 5 July 2006, S. Harazaki).

Pseudocheilinus evanidus Jordan and Evermann, 1903
[Jpn name: Himenisemochinouo]

Ichikawa et al. (1992): Yaku-shima Island.

Pseudocheilinus hexataenia (Bleeker, 1857)

[Jpn name: Nisemochinouo]

Arai and Ida (1975): Kusugawa [one specimen (23 mm TL) was reported, but not found at NSMT]. Ichikawa et al. (1992): Yaku-shima Island. Kuniyasu (1999): Kurio.

Pseudocheilinus octotaenia Jenkins, 1901

[Jpn name: Yasujinisemochinouo]

Ichikawa et al. (1992): Yaku-shima Island.

Pseudocoris philippina (Fowler and Bean 1928)

[Jpn name: Shiratakibera] (Fig. 379)



Fig. 379. *Pseudocoris philippina* (off Isso, 35 m, 26 Apr. 2004, S. Harazaki).

Pseudocoris yamashiroi (Schmidt, 1930)

[Jpn name: Yamashirobera]

Ichikawa et al. (1992): Yaku-shima Island. Kuniyasu (1999): Kurio.

Pseudodax moluccanus (Valenciennes, 1840)

[Jpn name: Budaibera]

Ichikawa et al. (1992): Yaku-shima Island. Kuniyasu (1999): Kurio.

Pseudojuloides mesostigma Randal and Randall, 1981

[Jpn name: Sumitsukiogurobera] (Fig. 380)

Pseudojuloides severnsi Bellwood and Randall, 2000

[Jpn name: Aosujiogurobera] (Fig. 381)

Remarks: Common in deeper than 30 m at Yaku-shima Island.



Fig. 380. *Pseudojuloides mesostigma* (off Nagata, 45 m, 19 Nov. 2009, S. Harazaki).



Fig. 381. *Pseudojuloides severnsi* (upper: off Isso, 35 m, 4 Mar. 2005, S. Harazaki; lower: off Isso, 35 m, 3 Mar. 2005, S. Harazaki).

Pseudolabrus sieboldi Mabuchi and Nakabo, 1997

[Jpn name: Hoshisanohabera] (Fig. 382)

KAUM-I. 11370, 59.0 mm SL, Kurio; KAUM-I. 21775, 54.9 mm SL, Kurio.

Kuniyasu (1999, as *Pseudolabrus japonicus*): Kurio.

Remarks: Kuniyasu's (1999) *Pseudolabrus japonicus* is probably *P. sieboldi*, rather than *P. eoethinus* (Richardson, 1846).

Pteragogus enneacanthus (Bleeker, 1853)

[Jpn name: None] (Fig. 383)

Remarks: A common Japanese species, *Pteragogus aurigarius* (Richardson, 1845), is replaced with *P. enneacanthus* at Yaku-shima Island. Although the latter is common in depths of 5–10 m at Yaku-shima Island, no specimens have been collected.



Fig. 382. *Pseudolabrus sieboldi* (KAUM-I. 21775, 54.9 mm SL).



Fig. 383. *Pteragogus enneacanthus* (off Isso, 10 m, 3 June 2005, S. Harazaki).

Stethojulis bandanensis (Bleeker, 1851)

[Jpn name: Akaobibera] (Fig. 384)

KAUM-I. 11156, 29.1 mm SL, Kurio;
KAUM-I. 11307, 45.1 mm SL, Yudomari;
KAUM-I. 21796, 30.2 mm SL, Kurio; KPM-NI
24792, 17.1 mm SL, Kurio.

Ichikawa et al. (1992): Yaku-shima Island.
Kuniyasu (1999): Kurio.



Fig. 384. *Stethojulis bandanensis* (KAUM-I. 11307, 45.1 mm SL).

Stethojulis strigiventer (Bennett, 1833)

[Jpn name: Harasujibera] (Fig. 385)

KAUM-I. 11155, 37.9 mm SL, Kurio;
KAUM-I. 11311, 33.9 mm SL, Yudomari;
KAUM-I. 11322, 56.8 mm SL, Nagakubo;

KAUM-I. 11539, 15.0 mm SL, Ambo; KAUM-I.
11540, 16.2 mm SL, Ambo; KAUM-I. 20089,
77.2 mm SL, Yudomari; KAUM-I. 20114, 34.9
mm SL, Yudomari; KAUM-I. 20123, 75.4 mm
SL, Yudomari; KAUM-I. 20124, 66.0 mm SL,
Yudomari; KAUM-I. 20125, 87.0 mm SL, Yudo-
mari; KAUM-I. 20198, 33.4 mm SL, Yudomari;
KAUM-I. 21747, 22.6 mm SL, Kurio; KAUM-I.
21749, 18.0 mm SL, Kurio; KAUM-I. 21750,
11.9 mm SL, Kurio.

Arai and Ida (1975, as *Stethojulis interrupta*,
Kaminaribera): NSMT-P 17807, 5 specimens,
33.9–40.8 mm SL, Kusugawa; NSMT-P 58097,
47.4 mm SL, Kusugawa. Ichikawa et al. (1992):
Yaku-shima Island. Kuniyasu (1999): Kurio.



Fig. 385. *Stethojulis strigiventer* (upper: KAUM-I. 20114,
34.9 mm SL; lower: KAUM-I. 11322, 56.8 mm SL).

Stethojulis terina Jordan and Snyder, 1902

[Jpn name: Kaminaribera] (Fig. 386)

KAUM-I. 20105, 64.0 mm SL, Yudomari;
KAUM-I. 20273, 53.6 mm SL, Kurio; KAUM-I.
21797, 29.7 mm SL, Kurio.

Arai and Ida (1975, as *Stethojulis interrupta*):
NSMT-P 58132, 56.5 mm SL, Kusugawa. Ichika-
wa et al. (1992, as *Stethojulis interrupta terina*):
Yaku-shima Island. Kuniyasu (1999, as *Stethojulis*
interrupta terina): Kurio.

Stethojulis trilineata (Bloch and Schneider, 1801)

[Jpn name: Onibera] (Fig. 387)

FRLM 34737, 49.7 mm SL, Kurio; KAUM-I.
I. 11158, 36.0 mm SL, Kurio; KAUM-I. 11382,



Fig. 386. *Stethojulis terina* (upper: KAUM-I. 20273, 53.6 mm SL; lower: KAUM-I. 20105, 64.0 mm SL).

29.0 mm SL, Kurio; KAUM-I. 11393, 21.3 mm SL, Kurio; KAUM-I. 11396, 23.2 mm SL, Kurio; KAUM-I. 21746, 24.0 mm SL, Kurio; KAUM-I. 21793, 39.7 mm SL, Kurio; NSMT-P 91662, 26 mm SL, Kurio; NSMT-P 91676, 2 specimens, 19–23 mm SL, Kurio.

Arai and Ida (1975, as *Stethojulis interrupta*, Kaminaribera): NSMT-P 17805, 15 specimens, 22.1–67.7 mm SL, Kusugawa; NSMT-P 58099, 44.1 mm SL, Kusugawa; NSMT-P 58136, 108.3 mm SL, Kusugawa. Ichikawa et al. (1992): Yaku-shima Island.




Fig. 387. *Stethojulis trilineata* (upper: KAUM-I. 11158, 36.0 mm SL; lower: NSMT-P 58136, 108.3 mm SL, preserved specimen).

Suezichthys gracilis (Steindachner and Döderlein, 1887)

[Jpn name: Itobera]

Kuniyasu (1999): Kurio.

***Terelabrus* sp.**

[Jpn name: None] (Fig. 388)

Remarks: The photographed individual can be distinguished from *Terelabrus* sp. reported from Hachijo-jima Island (Senou et al., 2002) and Izuoshima Island (Senou et al., 2006b) and *Terelabrus rubrovittatus* Randall and Fourmanoir, 1998 by having a yellow stripe between red stripes on the lateral surface of the body (vs. yellow stripe absent in the latter two species). Photographed individuals taken off Kume-jima Island, Japan, and Bali, Indonesia (deposited at KPM Fish Image Database) are identified here as the same species with the Yaku-shima Island individual. The species is common around 60 m at Yaku-shima Island.



Fig. 388. *Terelabrus* sp. (off Nagata, 60 m, 28 Nov. 2009, S. Harazaki).

Thalassoma amblycephalum (Bleeker, 1856)

[Jpn name: Kogashirabera] (Fig. 389)

KAUM-I. 20265, 18.5 mm SL, Kurio; KAUM-I. 20266, 23.9 mm SL, Kurio; KAUM-I. 20275, 21.7 mm SL, Kurio; KAUM-I. 21736, 22.4 mm SL, Kurio.

Ichikawa et al. (1992): Yaku-shima Island. Kuniyasu (1999): Kurio.



Fig. 389. *Thalassoma amblycephalum* (KAUM-I. 20275, 21.7 mm SL).

Thalassoma cupido (Temminck and Schlegel, 1845)
[Jpn name: Nishikibera] (Fig. 390)

BSKU 96662, 104.4 mm SL, Kurio; KAUM-I. 11142, 96.0 mm SL, Kurio; KAUM-I. 11394, 23.4 mm SL, Kurio; KAUM-I. 11619, 42.4 mm SL, Ambo; KAUM-I. 20121, 97.3 mm SL, Yudomari; KAUM-I. 20122, 105.6 mm SL, Yudomari; KAUM-I. 20231, 77.4 mm SL, Kurio; KAUM-I. 20232, 66.1 mm SL, Kurio; KAUM-I. 20233, 57.4 mm SL, Kurio; KAUM-I. 21692, 51.7 mm SL, Kurio; KAUM-I. 21693, 38.8 mm SL, Kurio; KAUM-I. 21694, 28.2 mm SL, Kurio; KAUM-I. 21884, 50.0 mm SL, Kurio; KAUM-I. 21885, 54.0 mm SL, Kurio; KAUM-I. 21886, 58.0 mm SL, Kurio; KAUM-I. 21887, 54.9 mm SL, Kurio; KAUM-I. 21888, 52.0 mm SL, Kurio; KAUM-I. 21889, 52.6 mm SL, Kurio; KAUM-I. 21890, 51.2 mm SL, Kurio; KAUM-I. 21891, 47.4 mm SL, Kurio; KAUM-I. 21892, 10 specimens, 25.2–36.6 mm SL, Kurio; KAUM-I. 21893, 10 specimens, 29.8–39.5 mm SL, Kurio; KAUM-I. 21894, 5 specimens, 39.5–45.4 mm SL, Kurio; KAUM-I. 21895, 5 specimens, 40.9–44.9 mm SL, Kurio; KAUM-I. 21896, 5 specimens, 40.4–47.6 mm SL, Kurio; KAUM-I. 21897, 4 specimens, 45.3–54.3 mm SL, Kurio; KAUM-I. 21898, 5 specimens, 43.6–52.3 mm SL, Kurio; KAUM-I. 21899, 68.8 mm SL, Kurio; MUFS 25433, 46.1 mm SL, Matsumine; NSMT-P 91360, 119 mm SL, Yudomari; NSMT-P 91361, 105 mm SL, Yudomari; NSMT-P 91506, 20 specimens, 28–93 mm SL, Kurio; NSMT-P 91582, 5 specimens, 39–65 mm SL, Kurio; NSMT-P 91590, 10 specimens, 47–94 mm SL, Yudomari; NSMT-P 91660, 12 specimens, 33–58 mm SL, Kurio; NSMT-P 91678, 16 specimens, 28–63 mm SL, Kurio; NSMT-P 95468, 98.6 mm SL, Hirauchi.

Jordan and Starks (1906): USNM 53536, 46 specimens, 16.1–118.4 mm SL, Miyanoura. Arai and Ida (1975): NSMT-P 17809, 19 specimens, 35.4–118.9 mm SL, Kusugawa. Ichikawa et al. (1992): Yaku-shima Island. Kuniyasu (1999): Kurio. MOSC (2002): Isso, Ambo and Kurio.



Fig. 390. *Thalassoma cupido* (KAUM-I. 11142, 96.0 mm SL).

Thalassoma hardwicke (Bennett, 1830)

[Jpn name: Senasujibera] (Fig. 391)

BSKU 96681, 32.5 mm SL, Kurio; FRLM 34739, 41.0 mm SL, Kurio; KAUM-I. 11204, 30.6 mm SL, Kurio; KAUM-I. 11309, 32.0 mm SL, Yudomari; KAUM-I. 11381, 32.3 mm SL, Kurio; KAUM-I. 11385, 14.2 mm SL, Kurio; KAUM-I. 20272, 47.6 mm SL, Kurio; NSMT-P 91507, 27 mm SL, Kurio; NSMT-P 91508, 2 specimens, 17–18 mm SL, Kurio; NSMT-P 91509, 20 mm SL, Kurio; NSMT-P 91677, 4 specimens, 22–35 mm SL, Kurio.

Ichikawa et al. (1992): Yaku-shima Island. Kuniyasu (1999): Kurio.




Fig. 391. *Thalassoma hardwicke* (KAUM-I. 20272, 47.6 mm SL).

Thalassoma jansenii (Bleeker, 1856)

[Jpn name: Yansennishikibera]

Ichikawa et al. (1992): Yaku-shima Island. Kuniyasu (1999): Kurio.

Thalassoma lunare (Linnaeus, 1758)

[Jpn name: Otomebera] (Fig. 392)

KAUM-I. 11206, 22.4 mm SL, Kurio; KAUM-I. 11585, 70.0 mm SL, Ambo.

Ichikawa et al. (1992): Yaku-shima Island. Kuniyasu (1999): Kurio.




Fig. 392. *Thalassoma lunare* (upper: KAUM-I. 11206, 22.4 mm SL; lower: KAUM-I. 11585, 70.0 mm SL).




Fig. 394. *Thalassoma purpureum* (upper: KAUM-I. 11260, 90.8 mm SL; lower: KAUM-I. 25231, 197.0 mm SL).

Thalassoma lutescens (Lay and Bennett, 1839)

[Jpn name: Yamabukibera] (Fig. 393)

Arai and Ida (1975): Kusugawa [one specimens (86 mm SL) was reported, but not found at NSMT]. Ichikawa et al. (1992): Yaku-shima Island. Kuniyasu (1999): Kurio.



Fig. 393. *Thalassoma lutescens* (off Isso, 15 m, 20 Jan. 2010, S. Harazaki).

Thalassoma purpureum (Forsskål, 1775)

[Jpn name: Kinubera] (Fig. 394)

KAUM-I. 11260, 90.8 mm SL, Yudomari; KAUM-I. 21748, 18.8 mm SL, Kurio; KAUM-I. 21795, 32.7 mm SL, Kurio; KAUM-I. 25223, 210.1 mm SL, Onoaida; KAUM-I. 25231, 197.0 mm SL, Isso; KPM-NI 24671, 147.1 mm SL, Onoaida; KPM-NI 24672, 195.2 mm SL, Onoaida; NSMT-P 17836, 29.0 mm SL, Kusugawa.

Ichikawa et al. (1992): Yaku-shima Island. Kuniyasu (1999): Kurio.

Thalassoma quinquevittatum (Lay and Bennett, 1839)

[Jpn name: Hakobera]

Kuniyasu (1999): Kurio.

Thalassoma trilobatum (Lacepède, 1801)

[Jpn name: Ryugubera]

Ichikawa et al. (1992): Yaku-shima Island. Kuniyasu (1999): Kurio.

FAMILY SCARIDAE

Calotomus carolinus (Valenciennes, 1840)

[Jpn name: Taiwambudai]

Arai and Ida (1975, as *Cryptotomus spinidens*): Kusugawa [one specimen (118 mm TL) was reported, but not found at NSMT]. Kuniyasu (1999): Kurio.

Calotomus japonicus (Valenciennes, 1840)

[Jpn name: Budai] (Fig. 395)

NSMT-P 77657, 250.0 mm SL, Miyanoura.

Ichikawa et al. (1992): Yaku-shima Island. Kuniyasu (1999): Kurio. MOSC (2002): Isso, Ambo and Kurio.

Cetoscarus bicolor (Rüppell, 1829)

[Jpn name: Irobudai]

Ichikawa et al. (1992, as *Bolbometopon bicolor*): Yaku-shima Island. Kuniyasu (1999): Kurio.



Fig. 395. *Calotomus japonicus* (NSMT-P 77657, 250.0 mm SL).

Chlorurus bowersi (Snyder, 1909)

[Jpn name: Omonhagebudai]

Kuniyasu (1999): Kurio.

Chlorurus frontalis (Valenciennes, 1840)

[Jpn name: Onihagebudai] (Fig. 396)

FRLM 34714, 339.7 mm SL, Yudomari.

Ichikawa et al. (1992, as *Scarus frontalis*): Yaku-shima Island.



Fig. 396. *Chlorurus frontalis* (FRLM 34714, 339.7 mm SL).

Chlorurus japanensis (Bloch, 1789)

[Jpn name: Shijukara] (Fig. 397)

FRLM 34718, 267.1 mm SL, Yudomari.

Ichikawa et al. (1992, as *Scarus pyrrhurus*): Yaku-shima Island.




Fig. 397. *Chlorurus japanensis* (FRLM 34718, 267.1 mm SL).

Chlorurus microrhinus (Bleeker, 1854)

[Jpn name: Nan-yobudai]

Ichikawa et al. (1992, as *Scarus gibbus*): Yaku-shima Island. Kuniyasu (1999): Kurio.

Chlorurus sordidus (Forsskål, 1775)

[Jpn name: Hagebudai]

Ichikawa et al. (1992, as *Scarus sordidus*): Yaku-shima Island. Kuniyasu (1999): Kurio.

Scarus chameleon Choat and Randall, 1986

[Jpn name: Kamereombudai] (Fig. 398)



Fig. 398. *Scarus chameleon* (off Isso, 6 m, 14 Feb. 2010, S. Harazaki).

Scarus dimidiatus Bleeker, 1859

[Jpn name: Kawaribudai] (Fig. 399)



Fig. 399. *Scarus dimidiatus* (off Isso, 8 m, 6 Nov. 2007, S. Harazaki).

Scarus festivus Valenciennes, 1840

[Jpn name: Tsukinowabudai]

Ichikawa et al. (1992): Yaku-shima Island.

Scarus forsteni (Bleeker, 1861)

[Jpn name: Ichimonjibudai] (Fig. 400)

FRLM 34715, 328.2 mm SL, Yudomari; FRLM 34716, 331.5 mm SL, Yudomari; NSMT-P 77655, 247 mm SL, Kurio.

Ichikawa et al. (1992): Yaku-shima Island. Kuniyasu (1999): Kurio. MOSC (2002): Isso, Ambo and Kurio.



Fig. 400. *Scarus forsteni* (upper: FRLM 34715, 328.2 mm SL; lower: FRLM 34716, 331.5 mm SL).



Scarus ghobban Forsskål, 1775

[Jpn name: Hibudai] (Fig. 403)

KAUM-I. 20056, 100.0 mm SL, Yudomari;

KAUM-I. 20065, 122.9 mm SL, Yudomari.

Ichikawa et al. (1992): Yaku-shima Island.

Kuniyasu (1999): Kurio.



Fig. 403. *Scarus ghobban* (KAUM-I. 20056, 100.0 mm SL).

Scarus frenatus Lacepède, 1802

[Jpn name: Amimebudai] (Fig. 401)

Ichikawa et al. (1992): Yaku-shima Island.



Fig. 401. *Scarus frenatus* (off Isso, 10 m, 18 Jan. 2010, S. Harazaki).

Scarus hypselopterus Bleeker, 1853

[Jpn name: Kibirebudai]

Kuniyasu (1999): Kurio.

Scarus niger Forsskål, 1775

[Jpn name: Buchibudai] (Fig. 404)

Ichikawa et al. (1992): Yaku-shima Island.

Kuniyasu (1999): Kurio.



Fig. 404. *Scarus niger* (off Isso, 6 m, 22 Jan. 2010, S. Harazaki).

Scarus fuscocaudalis Randall and Myers, 2000

[Jpn name: Ogurobudai] (Fig. 402)



Fig. 402. *Scarus fuscocaudalis* (off Isso, 15 m, 15 Mar. 2006, S. Harazaki).

Scarus ovifrons Temminck and Schlegel, 1846

[Jpn name: Aobudai] (Fig. 405)

KAUM-I. 11137, 134.7 mm SL, Kurio;

KAUM-I. 11149, 31.6 mm SL, Kurio; KAUM-I.

11153, 16.4 mm SL, Kurio; KAUM-I. 11264,

23.9 mm SL, Yudomari; KAUM-I. 11265, 43.1

mm SL, Yudomari; KAUM-I. 11297, 40.9 mm

SL, Yudomari; KAUM-I. 11310, 28.4 mm SL,

Yudomari; NSMT-P 91365, 33.0 mm SL, Yudo-

mari; NSMT-P 95430, 89.9 mm SL, Haruo.
 Ichikawa et al. (1992): Yaku-shima Island.



Fig. 405. *Scarus ovifrons* (upper: KAUM-I. 11265, 43.1 mm SL; lower: KAUM-I. 11137, 134.7 mm SL).



Fig. 406. *Scarus prasiognathos* (upper: KAUM-I. 11327, 26.7 mm SL; middle: NSMT-P 95429, 89.7 mm SL; lower: off Isso, 6 m, 15 Feb. 2010, S. Harazaki).

Scarus prasiognathos Valenciennes, 1840

[Jpn name: Nishikibudai] (Fig. 406)

KAUM-I. 11327, 26.7 mm SL, Nagakubo;
 NSMT-P 91510, 25 mm SL, Kurio; NSMT-P
 95429, 89.7 mm SL, Haruo.

Ichikawa et al. (1992): Yaku-shima Island.
 Kuniyasu (1999): Kurio.

Scarus psittacus Forsskål, 1775

[Jpn name: Oumubudai] (Fig. 407)

KAUM-I. 11464, 126.4 mm SL, Isso.

Scarus quoyi Valenciennes, 1840

[Jpn name: Remombudai]

Kuniyasu (1999): Kurio.

Scarus rivulatus Valenciennes, 1840

[Jpn name: Sujibudai] (Fig. 408)

NSMT-P 77656, 340.0 mm SL, Miyanoura.

Ichikawa et al. (1992): Yaku-shima Island.
 Kuniyasu (1999): Kurio.

Scarus rubroviolaceus Bleeker, 1847

[Jpn name: Nagabudai]

Ichikawa et al. (1992): Yaku-shima Island.
 Kuniyasu (1999): Kurio.



Fig. 407. *Scarus psittacus* (upper: KAUM-I. 11464, 126.4 mm SL; lower: off Isso, 8 m, 14 Feb. 2010, S. Harazaki).



Fig. 408. *Scarus rivulatus* (NSMT-P 77656, 340.0 mm SL).

Scarus schlegeli (Bleeker, 1861)

[Jpn name: Obibudai] (Fig. 409)

FRLM 34717, 256.3 mm SL, Yudomari; KAUM-I. 20092, 40.3 mm SL, Yudomari; NSMT-P 77641, 263 mm SL, Kurio.

Ichikawa et al. (1992): Yaku-shima Island. Kuniyasu (1999): Kurio.



Fig. 409. *Scarus schlegeli* (upper: KAUM-I. 20092, 40.3 mm SL; middle: FRLM 34717, 256.3 mm SL; lower: NSMT-P 77641, 263 mm SL).

FAMILY CHAMPSODONTIDAE

Champsodon sp.

[Jpn name: Wanigisu-zoku]

Jordan and Starks (1906, as *Champsodon vorax*): A single specimen, its whereabouts unknown, Miyanoura.

Remarks: Jordan and Starks (1906) reported *Champsodon vorax* Günther, 1867 on the basis of a single specimen, but *C. vorax* has never been recorded from Japanese waters and the specimen's whereabouts is unknown. Thus we treat it as *Champsodon* sp.

FAMILY PINGUIPEDIDAE

Parapercis clathrata Ogilby, 1910

[Jpn name: Yotsumetoragisu] (Fig. 410)

Ichikawa et al. (1992): Yaku-shima Island. Kuniyasu (1999): Kurio.



Fig. 410. *Parapercis clathrata* (off Isso, 10 m, 13 Feb. 2010, S. Harazaki).

Parapercis cylindrica (Bloch, 1792)

[Jpn name: Dandaratoragisu] (Fig. 411)

BSKU 96550, 62.7 mm SL, Yudomari; BSKU 96567, 99.7 mm SL, Yudomari; KAUM-I. 20052, 114.4 mm SL, Yudomari; KAUM-I. 20088, 97.2 mm SL, Yudomari; KAUM-I. 21695, 46.5 mm SL, Kurio; KPM-NI 22541, 72.4 mm SL, Yudomari.

Ichikawa et al. (1992): Yaku-shima Island.



Fig. 411. *Parapercis cylindrica* (BSKU 96550, 62.7 mm SL).

Parapercis kamoharai Schultz, 1966

[Jpn name: Kamoharatoragisu]

Kuniyasu (1999): Kurio.

Parapercis millepunctata (Günther, 1860)

[Jpn name: Wanuketoragisu] (Fig. 412)

KAUM-I. 11468, 145.1 mm SL, Isso.

Ichikawa et al. (1992, as *Parapercis cephalopunctata*): Yaku-shima Island.

Remarks: *Parapercis cephalopunctata* (Seale, 1901) is a junior synonym of *Parapercis millepunctata* (see Randall, 2005).



Fig. 412. *Parapercis millepunctata* (KAUM-I. 11468, 145.1 mm SL).

Parapercis multiplicata Randall, 1984

[Jpn name: Sangotoragisu] (Fig. 413)



Fig. 413. *Parapercis multiplicata* (off Isso, 15 m, 1 Oct. 2004, S. Harazaki).

Parapercis natator Randall, Senou and Yoshino, 2008

[Jpn name: Oyogitoragisu] (Fig. 414)

Randall et al. (2008): KPM-NR 88527, Yaku-shima Island; KPM-NR 88528, Yaku-shima Island.



Fig. 414. *Parapercis natator* (off Isso, 35 m, 23 Aug. 2004, S. Harazaki; upper and lower, male and female respectively).

Parapercis pacifica Imamura and Yoshino, 2007

[Jpn name: Ogurotoragisu] (Fig. 415)

Ichikawa et al. (1992, as *Parapercis polyophthalma*): Yaku-shima Island. Kuniyasu (1999): Kurio. Motomura and Sakurai (2008): Isso.

Remarks: Imamura and Yoshino (2007) regarded that *Parapercis polyophthalma* (Cuvier, 1829) is a junior synonym of an Indian Ocean species, *Parapercis hexophthalma* (Cuvier, 1829).



Fig. 415. *Parapercis pacifica* (off Isso; from Motomura and Sakurai, 2008).

Parapercis schauinslandii (Steindachner, 1900)

[Jpn name: Hawaitoragisu] (Fig. 416)



Fig. 416. *Parapercis schauinslandii* (off Isso, 30 m, 13 Apr. 2005, S. Harazaki).

Parapercis snyderi Jordan and Starks, 1905

[Jpn name: Koraitoragisu] (Fig. 417)



Fig. 417. *Parapercis snyderi* (off Isso, 30 m, 18 Oct. 2005, S. Harazaki).

Parapercis tetracantha (Lacepède, 1801)

[Jpn name: Madaratoragisu] (Fig. 418)

KAUM-I. 20286, 71.0 mm SL, Kurio;
KAUM-I. 25202, 136.2 mm SL, Isso.

Ichikawa et al. (1992): Yaku-shima Island.
Kuniyasu (1999): Kurio.



Fig. 418. *Parapercis tetracantha* (upper: KAUM-I. 20286, 71.0 mm SL; lower: KAUM-I. 25202, 136.2 mm SL).

FAMILY TRICHONOTIDAE

Trichonotus sp.

[Jpn name: Beragimpo] (Fig. 419)

BSKU 96645, 44.9 mm SL, Isso; BSKU 96646, 108.4 mm SL, Isso; BSKU 96647, 43.8 mm SL, Isso; BSKU 96648, 30.0 mm SL, Isso; KAUM-I. 20380, 86.5 mm SL, Isso; KAUM-I. 20381, 95.5 mm SL, Isso; KAUM-I. 20382, 127.6 mm SL, Isso; KPM-NI 22584, 87.9 mm SL, Isso.

Ichikawa et al. (1992, as *Trichonotus setigerus*): Yaku-shima Island. Kuniyasu (1999, as *Trichonotus setiger*): Kurio.

Remarks: This species currently identified as *Trichonotus setiger* by many authors has been studied by E. Katayama of Kochi University, Japan.




Fig. 419. *Trichonotus* sp. (upper: KAUM-I. 20382, male, 127.6 mm SL; lower: KAUM-I. 20381, female, 95.5 mm SL).

FAMILY CREEDIIDAE

Limnichthys fasciatus Waite, 1904

[Jpn name: Tobigimpo] (Fig. 420)

KPM-NI 22548, 40.7 mm SL, Kurio.

Kuniyasu (1999): Kurio.



Fig. 420. *Limnichthys fasciatus* (KPM-NI 22548, 40.7 mm SL).

Limnichthys orientalis Yoshino, Kon and Okabe, 1999
[Jpn name: Sangotobigimpo] (Fig. 421)

BSKU 96616, 22.3 mm SL, Kurio; KAUM-I. 20312, 14.4 mm SL, Kurio.

Remarks: This species was originally described from the Yaeyama Islands and Kuchierabu Island. No specimens have been recorded from Japanese waters since the original description.



Fig. 421. *Limnichthys orientalis* (BSKU 96616, 22.3 mm SL).

FAMILY URANOSCOPIDAE

Uranoscopus bicinctus Temminck and Schlegel, 1843
[Jpn name: Meganeuo] (Fig. 422)



Fig. 422. *Uranoscopus bicinctus* (off Isso, 25 m, 3 June 2006, S. Harazaki).

FAMILY TRIPTERYGIIDAE

Enneapterygius bahasa Fricke, 1997
[Jpn name: Gomafuhebigimpo] (Fig. 423)

NSMT-P 95450, 30.9 mm SL, Haruo.

Kuniyasu (1999, as *Enneapterygius hemimelas*): Kurio.

Remarks: “Gomafuhebigimpo” has long been treated as *E. hemimelas* by Japanese authors (e.g., Hayashi, 2002). Shimojyo and Hayashi (2000) and Motomura et al. (2005) reidentified the Japanese *E. hemimelas* as *E. bahasa*.



Fig. 423. *Enneapterygius bahasa* (NSMT-P 95450, 30.9 mm SL, preserved specimen).

Enneapterygius etheostoma (Jordan and Snyder, 1902)
[Jpn name: Hebigimpo] (Fig. 424)

BSKU 96582, 25.1 mm SL, Yudomari; BSKU 96688, 31.2 mm SL, Kurio; BSKU 96689, 31.6 mm SL, Kurio; BSKU 96883, 23.4 mm SL, Kurio; BSKU 96884, 24.0 mm SL, Kurio; BSKU 96885, 24.9 mm SL, Kurio; BSKU 96886, 21.7 mm SL, Kurio; KAUM-I. 3071, 27.3 mm SL, Isso; KAUM-I. 3074, 41.5 mm SL, Hirauchi; KAUM-I. 3075, 39.7 mm SL, Hirauchi; KAUM-I. 3076, 42.8 mm SL, Hirauchi; KAUM-I. 3077, 40.1 mm SL, Hirauchi; KAUM-I. 11115, 29.6 mm SL, Matsumine; KAUM-I. 11230, 40.4 mm SL, Kurio; KAUM-I. 11231, 44.3 mm SL, Kurio; KAUM-I. 11232, 29.4 mm SL, Kurio; KAUM-I. 11233, 27.9 mm SL, Kurio; KAUM-I. 11234, 29.1 mm SL, Kurio; KAUM-I. 11235, 25.4 mm SL, Kurio; KAUM-I. 11236, 32.4 mm SL, Kurio; KAUM-I. 11237, 26.4 mm SL, Kurio; KAUM-I. 11238, 28.7 mm SL, Kurio; KAUM-I. 11239, 26.6 mm SL, Kurio; KAUM-I. 11315, 25.8 mm SL, Yudomari; KAUM-I. 11316, 17.4 mm SL, Yudomari; KAUM-I. 11317, 24.5 mm SL, Yudomari; KAUM-I. 11526, 23.2 mm SL, Ambo; KAUM-I. 11527, 24.9 mm SL, Ambo; KAUM-I. 11528, 16.8 mm SL, Ambo; KAUM-I. 11538, 21.0 mm SL, Ambo; KAUM-I. 11572, 21.4 mm SL, Ambo; KAUM-I. 11573, 22.6 mm SL, Ambo; KAUM-I. 11574, 21.6 mm SL, Ambo; KAUM-I. 11575, 22.1 mm SL, Ambo; KAUM-I. 11576, 24.2 mm SL, Ambo; KAUM-I. 11728, 42.7 mm SL, Kurio; KAUM-I. 11729, 42.6 mm SL, Kurio; KAUM-I. 11730, 43.2 mm SL, Kurio; KAUM-I. 11747, 42.8 mm SL, Kurio; KAUM-I. 11748, 28.9 mm SL, Kurio; KAUM-I. 11749, 28.3 mm SL, Kurio; KAUM-I. 11750, 26.8 mm SL, Kurio; KAUM-I. 11751, 27.4 mm SL, Kurio; KAUM-I. 11752, 26.3 mm SL, Kurio; KAUM-I. 11753, 25.9 mm SL, Kurio; KAUM-I. 11754, 27.3 mm SL, Kurio; KAUM-I. 11755, 25.5 mm SL, Kurio; KAUM-I. 11756, 24.7 mm SL, Kurio; KAUM-I. 11757, 24.3 mm SL, Kurio; KAUM-I. 11758, 26.3 mm SL, Kurio; KAUM-I. 11759, 24.3 mm SL, Kurio; KAUM-I. 11760, 25.2 mm SL, Kurio; KAUM-I. 11761, 20.6 mm SL, Kurio; KAUM-I. 11762, 17.3 mm SL, Kurio; KAUM-I. 21616, 22.7 mm SL, Kurio; KAUM-I. 21617, 41.0 mm SL, Kurio; KAUM-I. 21618, 43.4 mm SL, Kurio;

KAUM-I. 21619, 29.3 mm SL, Kurio; KAUM-I. 21620, 21.3 mm SL, Kurio; KAUM-I. 21621, 26.8 mm SL, Kurio; KAUM-I. 21622, 27.2 mm SL, Kurio; KAUM-I. 21623, 26.9 mm SL, Kurio; KAUM-I. 21624, 27.0 mm SL, Kurio; KAUM-I. 21625, 24.4 mm SL, Kurio; KAUM-I. 21626, 19.3 mm SL, Kurio; KAUM-I. 21629, 26.6 mm SL, Kurio; KAUM-I. 21630, 25.7 mm SL, Kurio; KAUM-I. 21631, 25.6 mm SL, Kurio; KAUM-I. 21632, 28.1 mm SL, Kurio; KAUM-I. 21633, 25.0 mm SL, Kurio; KAUM-I. 21634, 24.3 mm SL, Kurio; KAUM-I. 21635, 21.2 mm SL, Kurio; KAUM-I. 21636, 26.7 mm SL, Kurio; KAUM-I. 21637, 24.4 mm SL, Kurio; KAUM-I. 21638, 22.2 mm SL, Kurio; KAUM-I. 21639, 38.9 mm SL, Kurio; KAUM-I. 21640, 27.9 mm SL, Kurio; KAUM-I. 21641, 27.8 mm SL, Kurio; KAUM-I. 21642, 26.4 mm SL, Kurio; KAUM-I. 21643, 41.4 mm SL, Kurio; KAUM-I. 21644, 23.5 mm SL, Kurio; KAUM-I. 21645, 20.9 mm SL, Kurio; KAUM-I. 21646, 20.6 mm SL, Kurio; KAUM-I. 21647, 25.0 mm SL, Kurio; KAUM-I. 21648, 24.4 mm SL, Kurio; KAUM-I. 21649, 22.0 mm SL, Kurio; KAUM-I. 21650, 24.2 mm SL, Kurio; KAUM-I. 21651, 22.9 mm SL, Kurio; KAUM-I. 21652, 23.6 mm SL, Kurio; KAUM-I. 21653, 26.3 mm SL, Kurio; KAUM-I. 21654, 24.5 mm SL, Kurio; KAUM-I. 21655, 20.0 mm SL, Kurio; KAUM-I. 21656, 21.5 mm SL, Kurio; KAUM-I. 21657, 22.2 mm SL, Kurio; KAUM-I. 21660, 22.0 mm SL, Kurio; KAUM-I. 21794, 25.3 mm SL, Kurio; KAUM-I. 21822, 22.2 mm SL, Kurio; KAUM-I. 21825, 28.0 mm SL, Kurio; KAUM-I. 21826, 24.0 mm SL, Kurio; KAUM-I. 21859, 26.6 mm SL, Kurio; KAUM-I. 21860, 22.8 mm SL, Kurio; KAUM-I. 21861, 21.7 mm SL, Kurio; KAUM-I. 21862, 26.3 mm SL, Kurio; KAUM-I. 21863, 23.8 mm SL, Kurio; KAUM-I. 23541, 23.3 mm SL, Kurio; KAUM-I. 23542, 20.9 mm SL, Kurio; NSMT-P 77911, 29.2 mm SL, Kurio; NSMT-P 77912, 26.7 mm SL, Kurio; NSMT-P 77913, 24.0 mm SL, Kurio; NSMT-P 77914, 24.5 mm SL, Kurio; NSMT-P 77915, 23.0 mm SL, Kurio; NSMT-P 77916, 21.4 mm SL, Kurio; NSMT-P 77917, 6 specimens, 9.8–15.7 mm SL, Kurio; NSMT-P 91364, 23.8 mm SL, Yudomari; NSMT-P 91382, 4 specimens, 18.5–24.7 mm SL, Kurio; NSMT-P 91579, 45 specimens, 22.0–31.1

mm SL, Kurio.

Arai and Ida (1975, as *Tripterygion etheostoma*): NSMT-P 17834, 16 specimens, 17.4–36.1 mm SL, Kusugawa. Ichikawa et al. (1992, as *Enneapterygius etheostomus*): Yaku-shima Island.

Remarks: The specific name *etheostomus* is in error because the original description used the name, *etheostoma*, as a noun in apposition (Motomura et al., 2005), although many authors have used the former for the species.




Fig. 424. *Enneapterygius etheostoma* (upper: KAUM-I. 21643, 41.4 mm SL; lower: off Isso, 6 m, 29 Jan. 2007, S. Harazaki).

Enneapterygius hemimelas (Kner and Steindachner, 1867)
[Jpn name: Akegoromohebigimpo] (Fig. 425)

Meguro and Motomura (2010): KAUM-I. 11353, 19.3 mm SL, Kurio; KAUM-I. 11354, 18.7 mm SL, Kurio; KAUM-I. 11355, 21.0 mm SL, Kurio; KAUM-I. 21659, 22.8 mm SL, Kurio.

Remarks: Previous Japanese records of *E. hemimelas* were based on mis-identifications of *E. bahasa* or *E. flavoccipitis* Shen, 1994 and true *E. hemimelas* was reported from Yaku-shima Island by Meguro and Motomura (2010) as the first Japanese records of the species.

Enneapterygius leucopunctatus Shen, 1994
[Jpn name: Hakutenhebigimpo] (Fig. 426)

Endo et al. (2010): KAUM-I. 21837, 26.4 mm SL, Kurio; KAUM-I. 21838, 25.2 mm SL, Kurio.



Fig. 425. *Enneapterygius hemimelas* (KAUM-I. 11353, 19.3 mm SL).

Remarks: Fricke (1997) synonymized *E. leucopunctatus* with *E. vexillarius* Fowler, 1946, but Chiang and Chen (2008) regarded the former as a valid species. Endo et al. (2010) reported *E. leucopunctatus* as the first records from Japan on the basis of 17 specimens, including two specimens from Yaku-shima Island.




Fig. 426. *Enneapterygius leucopunctatus* (upper: KAUM-I. 21838, male, 25.2 mm SL; lower: KAUM-I. 21837, female, 26.4 mm SL).

Enneapterygius philippinus (Peters, 1868)

[Jpn name: Kusagimpo] (Fig. 427)

BSKU 96620, 23.0 mm SL, Kurio; KAUM-I. 11244, 20.9 mm SL, Kurio; KAUM-I. 11245, 19.8 mm SL, Kurio; KAUM-I. 11246, 24.2 mm SL, Kurio; KAUM-I. 11247, 23.8 mm SL, Kurio; KAUM-I. 11248, 19.7 mm SL, Kurio; KAUM-I. 11421, 20.7 mm SL, Kurio; KAUM-I. 11422, 21.9 mm SL, Kurio; KAUM-I. 11423, 20.7 mm SL, Kurio; KAUM-I. 11529, 22.6 mm SL, Ambo; KAUM-I. 11577, 19.9 mm SL, Ambo; KAUM-I. 11578, 16.8 mm SL, Ambo; KAUM-I. 21627, 20.7 mm SL, Kurio; KAUM-I. 21628, 22.5 mm

SL, Kurio; KAUM-I. 21658, 23.0 mm SL, Kurio; KAUM-I. 21820, 22.5 mm SL, Kurio; KAUM-I. 21821, 22.1 mm SL, Kurio; KAUM-I. 21823, 27.5 mm SL, Kurio; KAUM-I. 21824, 26.1 mm SL, Kurio; KAUM-I. 21827, 21.6 mm SL, Kurio; KAUM-I. 21828, 21.8 mm SL, Kurio; KAUM-I. 21836, 28.3 mm SL, Kurio; KAUM-I. 21839, 21.9 mm SL, Kurio; KAUM-I. 21856, 23.0 mm SL, Kurio; KAUM-I. 25055, 23.4 mm SL, Kurio; NSMT-P 63688, 20.9 mm SL, Kusugawa.

Remarks: Although this species has long been treated as *E. minutus* (Günther, 1877) (e.g., Yoshino, 1984; Fricke, 1994a, b; Hayashi, 2002), Fricke (1997) regarded it as a junior synonym of *E. philippinus*.



Fig. 427. *Enneapterygius philippinus* (upper: KAUM-I. 11244, 20.9 mm SL; middle: off Shitoko, 1 m, 13 Dec. 2009, S. Harazaki; lower: off Haruta, 1 m, 30 May, 2008, S. Harazaki).

Enneapterygius tutuilae Jordan and Seale, 1906
[Jpn name: Segurohebigimpo] (Fig. 428)

KAUM-I. 4041, 17.5 mm SL, Isso; KAUM-I. 4043, 13.6 mm SL, Isso; KAUM-I. 4044, 15.0 mm SL, Isso; KAUM-I. 4045, 11.0 mm SL, Isso; KAUM-I. 4046, 16.9 mm SL, Isso; KAUM-I. 4047, 19.1 mm SL, Isso; KAUM-I. 4048, 15.3 mm SL, Isso; KAUM-I. 4049, 11.7 mm SL, Isso; KAUM-I. 4050, 18.3 mm SL, Isso; KAUM-I. 4051, 12.0 mm SL, Isso; KAUM-I. 4052, 16.3 mm SL, Isso; KAUM-I. 4053, 17.3 mm SL, Isso; KAUM-I. 4054, 19.3 mm SL, Isso; KAUM-I. 4055, 18.5 mm SL, Isso; KAUM-I. 4057, 18.0 mm SL, Isso; KAUM-I. 4058, 20.6 mm SL, Isso; KAUM-I. 4059, 19.4 mm SL, Isso; KAUM-I. 4060, 12.5 mm SL, Isso; KAUM-I. 4062, 19.3 mm SL, Isso; KAUM-I. 4063, 15.1 mm SL, Isso; KAUM-I. 4069, 14.2 mm SL, Isso; KAUM-I. 4070, 18.0 mm SL, Isso; KAUM-I. 4071, 16.9 mm SL, Isso; KAUM-I. 4074, 17.4 mm SL, Isso; KAUM-I. 4075, 18.0 mm SL, Isso; KAUM-I. 4076, 18.4 mm SL, Isso; KAUM-I. 4080, 13.9 mm SL, Isso; KAUM-I. 4081, 20.1 mm SL, Isso; KAUM-I. 4083, 12.0 mm SL, Isso; KAUM-I. 4167, 17.7 mm SL, Isso; KAUM-I. 4169, 17.3 mm SL, Isso; KAUM-I. 4170, 14.7 mm SL, Isso; KAUM-I. 4171, 18.6 mm SL, Isso; KAUM-I. 4172, 13.5 mm SL, Isso; KAUM-I. 4174, 8.7 mm SL, Isso; KAUM-I. 4177, 11.6 mm SL, Isso; KAUM-I. 4179, 19.8 mm SL, Isso; KAUM-I. 21807, 14.3 mm SL, Isso; KAUM-I. 21808, 16.5 mm SL, Isso; KAUM-I. 21809, 17.2 mm SL, Isso; KAUM-I. 21810, 16.4 mm SL, Isso; KAUM-I. 21811, 16.9 mm SL, Isso.

Remarks: “Shimahirehebigimpo” (*E. mirabilis* Fricke, 1994) was first recorded from Japan by Shimojo and Hayashi (2000). However, characters of Shimojo and Hayashi’s (2000) *E. mirabilis* are within the variation of characters for *E. tutuilae*; thus, their *E. mirabilis* is most likely to be identified as *E. tutuilae* (M. Meguro, unpub. data).

***Enneapterygius* sp. 1**

[Jpn name: None] (Fig. 429)

BSKU 96623, 22.9 mm SL, Kurio; BSKU 96630, 21.6 mm SL, Kurio; BSKU 96887, 21.9 mm SL, Kurio; BSKU 96888, 19.3 mm SL, Ku-




Fig. 428. *Enneapterygius tutuilae* (upper: KAUM-I. 4071, 16.9 mm SL; lower: same individual with the above, KAUM-I. 4071, off Isso, 7 m, 26 Apr. 2007, S. Harazaki).

rio; BSKU 96889, 20.8 mm SL, Kurio; KAUM-I. 11352, 28.4 mm SL, Kurio; KAUM-I. 11429, 25.5 mm SL, Kurio; KAUM-I. 11430, 27.4 mm SL, Kurio; KAUM-I. 11431, 21.4 mm SL, Kurio; KAUM-I. 11470, 21.4 mm SL, Isso; KAUM-I. 11471, 20.1 mm SL, Isso; KAUM-I. 11477, 21.0 mm SL, Isso; KAUM-I. 11479, 20.3 mm SL, Isso; KAUM-I. 11743, 27.5 mm SL, Kurio; KAUM-I. 11744, 22.2 mm SL, Kurio; KAUM-I. 11745, 19.2 mm SL, Kurio; KAUM-I. 21662, 21.4 mm SL, Kurio; KAUM-I. 23544, 19.3 mm SL, Kurio; KPM-NI 22581, 21.4 mm SL, Isso.

Remarks: This species is similar to *E. bahasa* and *E. erythrosomus* Shen, 1994 in overall body appearance and general coloration, with distinct black blotches on the pectoral-fin base. However, *Enneapterygius* sp. 1 has a single symphyseal mandibular pore, whereas *E. bahasa* has 2–8 pores. The body, including head and fins, of mature males of *Enneapterygius* sp. 1 is uniformly black, but the trunk of mature male *E. bahasa* is never black. *Enneapterygius* sp. 1 is most likely to be *E. erythrosomus* (currently known only from Taiwan; Chiang and Chen, 2008), but comparison of mature male coloration of the two is required.



Fig. 429. *Enneapterygius* sp. 1 (upper: KAUM-I. 11352, 28.4 mm SL; middle: off Isso, 6 m, 16 Mar. 2009, S. Harazaki; lower: off Yoshida, 4 m, 1 Apr. 2005, S. Harazaki).




Fig. 430. *Enneapterygius* sp. 2 (upper: KAUM-I. 4168, 20.1 mm SL; lower: same individual with the above, KAUM-I. 4168, off Isso, 1.5 m, 27 Apr. 2007, S. Harazaki).




Fig. 431. *Enneapterygius* sp. 3 (upper: KAUM-I. 21815, 16.2 mm SL; middle: off Isso, 6 m, 19 Feb. 2006, S. Harazaki; lower: off Isso, 5 m, 18 Oct. 2009, S. Harazaki).

***Enneapterygius* sp. 2**

[Jpn name: None] (Fig. 430)

KAUM-I. 3069, 24.8 mm SL, Isso; KAUM-I. 3070, 15.6 mm SL, Isso; KAUM-I. 4056, 16.2 mm SL, Isso; KAUM-I. 4061, 19.9 mm SL, Isso; KAUM-I. 4064, 11.0 mm SL, Isso; KAUM-I. 4082, 11.9 mm SL, Isso; KAUM-I. 4168, 20.1 mm SL, Isso.

Remarks: This species is probably undescribed.

***Enneapterygius* sp. 3**

[Jpn name: None] (Fig. 431)

KAUM-I. 21815, 16.2 mm SL, Isso; KAUM-I. 21819, 19.3 mm SL, Isso.

Remarks: This species is probably an undescribed species.

***Enneapterygius* sp. 4**

[Jpn name: None] (Fig. 432)

KAUM-I. 4040, 16.7 mm SL, Isso; KAUM-I. 4042, 19.2 mm SL, Isso; KAUM-I. 4065, 15.6 mm SL, Isso; KAUM-I. 4068, 22.7 mm SL, Isso; KAUM-I. 4072, 12.8 mm SL, Isso; KAUM-I. 4073, 16.8 mm SL, Isso; KAUM-I. 4077, 13.2 mm SL, Isso; KAUM-I. 4078, 9.0 mm SL, Isso; KAUM-I. 4079, 13.6 mm SL, Isso; KAUM-I. 4173, 12.5 mm SL, Isso; KAUM-I. 4175, 15.8 mm SL, Isso; KAUM-I. 4176, 21.1 mm SL, Isso; KAUM-I. 4178, 16.5 mm SL, Isso; KAUM-I. 21812, 16.9 mm SL, Isso; KAUM-I. 21813, 15.7 mm SL, Isso; KAUM-I. 21814, 16.2 mm SL, Isso; KAUM-I. 21816, 16.5 mm SL, Isso; KAUM-I. 21817, 15.1 mm SL, Isso; KAUM-I. 21818, 14.2 mm SL, Isso.

Remarks: This species is an undescribed species closely related to *E. tuuilaie*, and is to be described by Meguro et al. (in prep.).




Fig. 432. *Enneapterygius* sp. 4 (upper: KAUM-I. 21814, 16.2 mm SL; lower: KAUM-I. 4042, off Isso, 30 m, 22 Apr. 2007, S. Harazaki).

***Enneapterygius* sp. 5**

[Jpn name: None] (Fig. 433)

BSKU 96619, 26.5 mm SL, Kurio; BSKU 96622, 23.2 mm SL, Kurio; KAUM-I. 3069, 25.3 mm SL, Isso; KAUM-I. 3072, 29.5 mm SL, Isso; KAUM-I. 21661, 23.7 mm SL, Kurio.

Remarks: This species is similar to *E. leucopunctatus* in overall body appearance and meristic ranges of the two completely overlap. However, the two species can be distinguished by

coloration of mature males, including black and white vertical bands at the caudal-fin base (see Figs. 420, 427). *Enneapterygius* sp. 5 is most likely to be an undescribed species, and is currently studied by H. Endo (BSKU) and his colleagues.

***Helcogramma inclinata* (Fowler, 1946)**

[Jpn name: Ayahebigimpo] (Fig. 434)

BSKU 96558, 35.4 mm SL, Yudomari; BSKU 96572, 33.1 mm SL, Yudomari; BSKU 96637, 33.7 mm SL, Isso; BSKU 96638, 34.9 mm SL, Isso; BSKU 96679, 29.4 mm SL, Kurio; BSKU 96680, 37.5 mm SL, Kurio; KAUM-I. 34, 45.0 mm SL, Isso; KAUM-I. 11189, 42.7 mm SL, Kurio; KAUM-I. 11190, 41.4 mm SL, Kurio; KAUM-I. 11242, 43.1 mm SL, Kurio; KAUM-I. 11243, 41.0 mm SL, Kurio; KAUM-I. 11424, 50.4 mm SL, Kurio; KAUM-I. 11425, 50.1 mm SL, Kurio; KAUM-I. 11426, 33.7 mm SL, Kurio; KAUM-I. 11427, 30.6 mm SL, Kurio; KAUM-I. 11428, 24.3 mm SL, Kurio; KAUM-I. 11472, 24.7 mm SL, Isso; KAUM-I. 11473, 22.4 mm SL, Isso; KAUM-I. 11474, 29.5 mm SL, Isso; KAUM-I. 11478, 22.8 mm SL, Isso; KAUM-I. 11731, 50.4 mm SL, Kurio; KAUM-I. 11732, 45.1 mm SL, Kurio; KAUM-I. 11733, 36.3 mm SL, Kurio; KAUM-I. 11734, 31.1 mm SL, Kurio; KAUM-I. 11735, 29.1 mm SL, Kurio; KAUM-I. 11736, 26.5 mm SL, Kurio; KAUM-I. 11737, 25.2 mm SL, Kurio; KAUM-I. 11738, 24.2 mm SL, Kurio; KAUM-I. 11763, 31.5 mm SL, Kurio; KAUM-I. 20192, 28.5 mm SL, Yudomari; KAUM-I. 20209, 36.2 mm SL, Yudomari; KAUM-I. 20210, 21.3 mm SL, Yudomari; KAUM-I. 20348, 28.4 mm SL, Isso; KAUM-I. 20349, 20.4 mm SL, Isso; KAUM-I. 20350, 29.9 mm SL, Isso; KAUM-I. 20351, 39.1 mm SL, Isso; KAUM-I. 21857, 24.0 mm SL, Kurio; KAUM-I. 21858, 21.7 mm SL, Kurio; NSMT-P 95423, 45.2 mm SL, Hirauchi; NSMT-P 95452, 49.3 mm SL, Haruo; NSMT-P 95447, 44.5 mm SL, Haruo.

Kuniyasu (1999, as *Helcogramma fuscopinna*): Kurio. Motomura et al. (2006): KAUM-I. 34, 45.0 mm SL, Isso. Motomura (2007): Yoshida.

Remarks: Motomura et al. (2006) assessed Japanese name for this species and described new diagnostic characters of the species.



Fig. 433. *Enneapterygius* sp. 5 (upper to lower: BSKU 96622, male, 23.2 mm SL; BSKU 96619, female, 26.5 mm SL; KAUM-I. 3072, 29.5 mm SL, off Isso, 5 Feb. 2006, S. Harazaki; last two images: off Hirauchi, 2 m, 16 Feb. 2005, S. Harazaki).




Fig. 434. *Helcogramma inclinata* (upper: BSKU 96558, 35.4 mm SL; middle: off Yoshida, after Motomura et al., 2006; lower: off Yoshida, 5 m, 1 Apr. 2005, S. Harazaki).

Helcogramma obtusirostre (Klunzinger, 1871)

[Jpn name: Kuromasuku] (Fig. 435)

BSKU 96621, 24.7 mm SL, Kurio; KAUM-I. 11240, 18.2 mm SL, Kurio; KAUM-I. 11241, 14.5 mm SL, Kurio; KAUM-I. 11361, 27.2 mm SL, Kurio; KAUM-I. 11432, 24.3 mm SL, Kurio; KAUM-I. 11433, 21.7 mm SL, Kurio; KAUM-I. 11739, 23.6 mm SL, Kurio; KAUM-I. 11740, 20.1 mm SL, Kurio; KAUM-I. 11741, 20.6 mm SL, Kurio; KAUM-I. 11742, 21.8 mm SL, Kurio; KAUM-I. 11764, 21.3 mm SL, Kurio; KAUM-I.

I. 11765, 20.5 mm SL, Kurio; KAUM-I. 11766, 19.9 mm SL, Kurio; KAUM-I. 23543, 20.8 mm SL, Kurio; NSMT-P 77916, 21.4 mm SL, Kurio; NSMT-P 91381, 43.2 mm SL, Kurio;.

Remarks: Hayashi (2002) described this species as *H. obtusirostre* in error (instead of *H. obtusirostre*).



Fig. 435. *Helcogramma obtusirostre* (upper: KAUM-I. 11361, 27.2 mm SL; middle: off Yoshida, 3 m, 22 Feb. 2006, S. Harazaki; lower: off Isso, 3 m, 27 Nov. 2004, S. Harazaki).

Helcogramma rhinoceros Hansen, 1986
[Jpn name: Tenguhebigimpo] (Fig. 436)

Helcogramma striata Hansen, 1986
[Jpn name: Tatejimahebigimpo] (Fig. 437)
KAUM-I. 20174, 20.9 mm SL, Yudomari.
Kuniyasu (1999): Kurio.



Fig. 436. *Helcogramma rhinoceros* (upper: male, off Yoshida, 3 m, 19 Oct. 2009, S. Harazaki; lower: female, off Yoshida, 3 m, 17 Jan. 2010, S. Harazaki).



Fig. 437. *Helcogramma striata* (upper: KAUM-I. 20174, 20.9 mm SL; lower: off Isso, 10 m, 9 Feb. 2009, S. Harazaki).

Norfolkia brachylepis (Schultz, 1960)
[Jpn name: Kokutennisehebigimpo] (Fig. 438)
KAUM-I. 11398, 43.8 mm SL, Kurio;
KAUM-I. 11399, 38.0 mm SL, Kurio; KAUM-I. 11400, 35.1 mm SL, Kurio; KAUM-I. 11401, 26.8 mm SL, Kurio; KAUM-I. 11438, 21.2 mm SL, Kurio; KAUM-I. 11439, 26.8 mm SL, Kurio.



Fig. 438. *Norfolkia brachylepis* (KAUM-I. 11398, 43.8 mm SL).

Norfolkia thomasi Whitley, 1964

[Jpn name: Nisehebigimpo] (Fig. 439)

KAUM-I. 3073, 24.6 mm SL, Isso; KAUM-I. 20257, 25.5 mm SL, Kurio; KPM-NI 22554, 32.5 mm SL, Kurio.



Fig. 439. *Norfolkia thomasi* (KAUM-I. 20257, 25.5 mm SL).

Ucla xenogrammus Holleman, 1993

[Jpn name: Kasurihebigimpo] (Fig. 440)



Fig. 440. *Ucla xenogrammus* (upper: off Isso, 10 m, 16 Jan. 2010, S. Harazaki; lower: off Isso, 10 m, 17 Jan. 2010, S. Harazaki).

FAMILY BLENNIIDAE

Andamia tetradactylus (Bleeker, 1858)

[Jpn name: Yodarekake] (Fig. 441)

KPM-NI 22758, 60.2 mm SL, Isso; KPM-NI 22759, 57.7 mm SL, Isso; KPM-NI 22767, 39.9 mm SL, Isso; KPM-NI 22768, 50.6 mm SL, Isso; KPM-NI 22854, 48.7 mm SL, Isso; KPM-NI 22855, 54.5 mm SL, Isso; KPM-NI 22856, 55.3 mm SL, Isso; KPM-NI 22857, 43.4 mm SL, Isso; KPM-NI 22858, 58.6 mm SL, Isso; KPM-NI 22863, 44.3 mm SL, Isso; KPM-NI 22864, 56.1 mm SL, Isso; KPM-NI 22865, 65.5 mm SL, Isso; KPM-NI 22866, 65.0 mm SL, Isso; KPM-NI 22928, 61.6 mm SL, Isso; KPM-NI 22929, 72.0 mm SL, Isso; KPM-NI 22930, 79.2 mm SL, Isso; KPM-NI 22937, 68.5 mm SL, Isso; KPM-NI 22938, 81.6 mm SL, Isso; NSMT-P 77622, 87.7 mm SL, mouth of Kurio River; NSMT-P 77623, 73.1 mm SL, mouth of Kurio River.

MOSC (2002): Isso.



Fig. 441. *Andamia tetradactylus* (upper: KPM-NI 22937, male, 68.5 mm SL; lower: KPM-NI 22856, female, 55.3 mm SL).

Aspidontus dussumieri (Valenciennes, 1836)

[Jpn name: Kurosujigimpo]

Ichikawa et al. (1992): Yaku-shima Island.

Aspidontus taeniatus taeniatus Quoy and Gaimard, 1834

[Jpn name: Nisekurosujigimpo]

Ichikawa et al. (1992): Yaku-shima Island.

Blenniella chrysopilos (Bleeker, 1857)

[Jpn name: Montsukikaeruuo] (Fig. 442)

Blenniella periophthalmus (Valenciennes, 1836)

[Jpn name: Hanakaeruuo] (Fig. 443)

KPM-NI 22884, 90.7 mm SL, Ambo.



Fig. 442. *Blenniella chrysopilos* (off Isso, 5 m, 16 May 2008, S. Harazaki).



Fig. 443. *Blenniella periophthalmus* (KPM-NI 22884, 90.7 mm SL).

Cirripectes filamentosus (Alleyne and Macleay, 1877)
[Jpn name: Oborogetategamikaeruuo] (Fig. 444)
Murase et al. (2009): KAUM-I. 11586, 52.5 mm SL, Ambo.

Remarks: This specimen from Yaku-shima Island was reported by Murase et al. (2009) as the first Japanese record and northernmost record in the western Pacific Ocean of *C. filamentosus*.



Fig. 444. *Cirripectes filamentosus* (KAUM-I. 11586, 52.5 mm SL).

Cirripectes kuwamurai Fukao, 1984
[Jpn name: Sujitategamikaeruuo]
Kuniyasu (1999): Kurio.

Cirripectes polyzona (Bleeker, 1868)
[Jpn name: Minokaeruuo]
Kuniyasu (1999): Kurio.

Ecsenius bicolor (Day, 1888)
[Jpn name: Futairokaeruuo]
Ichikawa et al. (1992): Yaku-shima Island.

Ecsenius lineatus Klausewitz, 1962
[Jpn name: Hitosujigimpo]
Kuniyasu (1999): Kurio.

Ecsenius midas Starck, 1969
[Jpn name: Hanadaigimpo] (Fig. 445)

Remarks: In Japanese waters, this species has been recorded only from southern part of the Ryukyu Island. The photograph (Fig. 439) represents the northernmost record for the species. Relatively rare at Yaku-shima Island; subadults were observed at 15 m off Kurio and 10 m off Nagata by S. Harazaki.



Fig. 445. *Ecsenius midas* (off Isso, 25 m, 15 July 2009, S. Harazaki).

Ecsenius namiyei (Jordan and Evermann, 1902)
[Jpn name: Niramigimpo] (Fig. 446)

Ecsenius oculus Springer, 1971
[Jpn name: Goishigimpo] (Fig. 447)



Fig. 446. *Ecsenius namiyei* (off Isso, 10 m, 11 Sept. 2009, S. Harazaki).



Fig. 447. *Ecsenius oculus* (off Nagata, 5 m, 19 Nov. 2009, S. Harazaki).

Ecsenius yaeyamaensis (Aoyagi, 1954)

[Jpn name: Ishigakikaeruuo] (Fig. 448)

BSKU 96568, 22.9 mm SL, Yudomari.
Kuniyasu (1999): Kurio.



Fig. 448. *Ecsenius yaeyamaensis* (BSKU 96568, 22.9 mm SL).

Enchelyurus kraussii (Klunzinger, 1871)

[Jpn name: Kurogimpo] (Fig. 449)

NSMT-P 95451, 26.0 mm SL, Haruo.

Arai and Ida (1975): NSMT-P 17860, 23.6 mm SL, Kusugawa.



Fig. 449. *Enchelyurus kraussii* (upper: NSMT-P 17860, 23.6 mm SL, preserved specimen; lower: NSMT-P 95451, 26.0 mm SL, preserved specimen).

Entomacrodus caudofasciatus (Regan, 1909)

[Jpn name: Aomongimpo] (Fig. 450)

NSMT-P 95444, 40.2 mm SL, Haruo.



Fig. 450. *Entomacrodus caudofasciatus* (NSMT-P 95444, 40.2 mm SL).

Entomacrodus striatus (Valenciennes, 1836)

[Jpn name: Sujigimpo] (Fig. 451)

KAUM-I. 20255, 61.7 mm SL, Kurio;
KAUM-I. 20269, 65.3 mm SL, Kurio; NSMT-P
91374, 60 mm SL, Kurio.



Fig. 451. *Entomacrodus striatus* (KAUM-I. 20269, 65.3 mm SL).

Entomacrodus thalassinus thalassinus (Jordan and Seale, 1906)

[Jpn name: Gotenkaeruuo] (Fig. 452)

KPM-NI 24787, 30.9 mm SL, Kurio; KPM-NI
24788, 35.8 mm SL, Kurio.



Fig. 452. *Entomacrodus thalassinus thalassinus* (KPM-NI 24788, 35.8 mm SL).

Istiblennius dussumieri (Valenciennes, 1836)

[Jpn name: Kaeruumodoki] (Fig. 453)

KAUM-I. 25051, 51.6 mm SL, Kurio; KAUM-I. 25059, 35.0 mm SL, Ambo; KPM-NI 23023, 53.4 mm SL, Kurio; NSMT-P 77740, 73.7 mm SL, Nagakubo.



Fig. 453. *Istiblennius dussumieri* (upper: KAUM-I. 25051, male, 51.6 mm SL; lower: KAUM-I. 25059, female, 35.0 mm SL).

Istiblennius edentulus (Forster and Schneider, 1801)

[Jpn name: Nisekaeruuo] (Fig. 454)

KAUM-I. 11218, 67.5 mm SL, Kurio; KAUM-I. 11338, 108.5 mm SL, Kurio; KAUM-I. 11530, 67.5 mm SL, Ambo; KAUM-I. 21686, 104.4 mm SL, Kurio; KAUM-I. 21687, 102.2 mm SL, Kurio; KAUM-I. 21688, 76.5 mm SL, Kurio; KAUM-I. 25050, 56.5 mm SL, Kurio; NSMT-P 77989, 3 specimens, 18.1–28.1 mm SL, Kurio; NSMT-P 91506, 3 specimens, 60–85 mm SL, Nagakubo; NSMT-P 91629, 3 specimens, 45–62 mm SL, Kurio; USNM 317438, 56.2 mm SL.



Fig. 454. *Istiblennius edentulus* (upper: KAUM-I. 11338, male, 108.5 mm SL; lower: KAUM-I. 11530, female, 67.5 mm SL).

Istiblennius enosimae (Jordan and Snyder, 1902)

[Jpn name: Kaeruuo] (Fig. 455)

KAUM-I. 11325, 31.4 mm SL, Nagakubo; KAUM-I. 11417, 12.4 mm SL, Kurio; KAUM-I. 11420, 25.4 mm SL, Kurio; KAUM-I. 11684, 23.6 mm SL, Ambo; KAUM-I. 20254, 97.7 mm SL, Kurio; KAUM-I. 20258, 101.8 mm SL, Kurio; KAUM-I. 21805, 112.0 mm SL, Kurio; NSMT-P 91350, 83 mm SL, Yudomari; NSMT-P 91605, 80 mm SL, Nagakubo; NSMT-P 95462, 24.4 mm SL, Haruo.

Jordan and Starks (1906, as *Salarias enosimae*): SU 9779, 2 specimens, 93.4–124.9 mm SL, Miyanoura. Ichikawa et al. (1992): Yaku-shima Island.

Remarks: Jordan and Starks (1906) referred to “numerous specimens collected at Miyanoura, Yakushima, and at Tanegashima”, but only two specimens from Yaku-shima Island exist at the California Academy of Sciences.



Fig. 455. *Istiblennius enosimae* (KAUM-I. 21805, 112.0 mm SL).

Istiblennius lineatus (Valenciennes, 1836)

[Jpn name: Senkaeruuo] (Fig. 456)

KPM-NI 24798, 30.0 mm SL, Kurio; NSMT-P 77990, 5 specimens, 20.2–28.0 mm SL, Kurio.

Arai and Ida (1975): Kusugawa [one specimen (46 mm TL) was reported, but not found at NSMT].

**Fig. 456.** *Istiblennius lineatus* (KPM-NI 24798, 30.0 mm SL).***Meiacanthus atrodorsalis*** (Günther, 1877)

[Jpn name: Ogonnijigimpo]

Ichikawa et al. (1992): Yaku-shima Island.

Meiacanthus ditrema Smith-Vaniz, 1976

[Jpn name: Satsukigimpo]

Kuniyasu (1999): Kurio.

Meiacanthus grammistes (Valenciennes, 1836)

[Jpn name: Higenijigimpo] (Fig. 457)

**Fig. 457.** *Meiacanthus grammistes* (off Isso, 6 m, 5 Nov. 2007, S. Harazaki).***Meiacanthus kamoharai*** Tomiyama, 1956


[Jpn name: Kamoharagimpo] (Fig. 458)

KAUM-I. 20145, 53.5 mm SL, Yudomari; KAUM-I. 20146, 30.9 mm SL, Yudomari; KPM-NI 22543, 42.5 mm SL, Yudomari.

Ichikawa et al. (1992): Yaku-shima Island. Kuniyasu (1999): Kurio.

**Fig. 458.** *Meiacanthus kamoharai* (KAUM-I. 20145, 53.5 mm SL).***Nannosalarias nativitatus*** (Regan, 1909)

[Jpn name: Hinagimpo] (Fig. 459)

**Fig. 459.** *Nannosalarias nativitatus* (off Nagata, 4 m, 5 June 2009, S. Harazaki).***Omobranchus loxozonus*** (Jordan and Starks, 1906)

[Jpn name: Kumogimpo] (Fig. 460)

KAUM-I. 11534, 46.1 mm SL, Ambo; KAUM-I. 11569, 45.4 mm SL, Ambo; KAUM-I. 11570, 44.4 mm SL, Ambo; KAUM-I. 11571, 49.5 mm SL, Ambo; KAUM-I. 11662, 41.8 mm SL, Ambo; KAUM-I. 11667, 45.1 mm SL, Ambo; KAUM-I. 11668, 43.9 mm SL, Ambo; KAUM-I. 11669, 42.9 mm SL, Ambo; KAUM-I. 11670, 41.8 mm SL, Ambo; KAUM-I. 11671, 43.7 mm SL, Ambo; KAUM-I. 11672, 36.7 mm SL, Ambo; KAUM-I. 11673, 39.6 mm SL, Ambo; KAUM-I. 11674, 36.8 mm SL, Ambo; KAUM-I. 11675, 35.9 mm SL, Ambo; KAUM-I. 11676, 34.9 mm SL, Ambo; KAUM-I. 11677, 34.4 mm SL, Ambo; KAUM-I. 11678, 29.5 mm SL, Ambo; KAUM-I. 11679, 19.1 mm SL, Ambo; KAUM-I. 11680, 24.2 mm SL, Ambo; KAUM-I. 11681, 21.3 mm SL, Ambo; KAUM-I. 11682, 18.6 mm SL, Ambo; KAUM-I. 11683, 21.6 mm SL, Ambo; KAUM-I. 11685, 44.6 mm SL, Ambo; KAUM-I. 11686, 38.7 mm SL, Ambo; KAUM-I. 11687, 34.9 mm SL, Ambo; KAUM-I. 11688, 39.2 mm SL, Ambo;

KAUM-I. 11689, 39.2 mm SL, Ambo; KAUM-I. 11690, 29.9 mm SL, Ambo; KAUM-I. 11691, 32.1 mm SL, Ambo; KAUM-I. 11692, 40.0 mm SL, Ambo; KAUM-I. 11693, 36.1 mm SL, Ambo; KAUM-I. 22831, 40.5 mm SL, Ambo; KAUM-I. 22832, 39.8 mm SL, Ambo; KAUM-I. 22833, 38.3 mm SL, Ambo; KAUM-I. 22834, 37.9 mm SL, Ambo; KAUM-I. 22835, 37.5 mm SL, Ambo; KAUM-I. 22836, 36.7 mm SL, Ambo; KAUM-I. 22838, 43.7 mm SL, Kurio; KAUM-I. 22839, 47.3 mm SL, Kurio; KAUM-I. 22840, 49.8 mm SL, Kurio; KAUM-I. 23468, 42.1 mm SL, Kurio; KAUM-I. 23469, 44.4 mm SL, Kurio; KAUM-I. 23470, 47.4 mm SL, Kurio; KAUM-I. 23532, 18.7 mm SL, Ambo; NSMT-P 77567, 48.2 mm SL, Kurio; NSMT-P 77752, 23.5 mm SL, Nagakubo; NSMT-P 77779, 54.8 mm SL, Kurio. Arai and Ida (1975): NSMT-P 17817, 3 specimens, 35.8–49.0 mm SL, Kusugawa. Ichikawa et al. (1992): Yaku-shima Island.



Fig. 460. *Omobranchus loxozonus* (KAUM-I. 11570, 44.4 mm SL).

Petroscirtes breviceps (Valenciennes, 1836)

[Jpn name: Nijigimpo]

Ichikawa et al. (1992): Yaku-shima Island.

Petroscirtes mitratus Rüppell, 1830

[Jpn name: Hatatategimpo] (Fig. 461)

BSKU 96555, 31.5 mm SL, Yudomari; KAUM-I. 20022, 52 mm SL, Yudomari; KAUM-I. 20023, 43 mm SL, Yudomari.

Plagiotremus laudandus laudandus (Whitley, 1961)

[Jpn name: Inasegimpo]

Ichikawa et al. (1992): Yaku-shima Island. Kuniyasu (1999): Kurio.



Fig. 461. *Petroscirtes mitratus* (BSKU 96555, 31.5 mm SL).

Plagiotremus rhinorhynchos (Bleeker, 1852)

[Jpn name: Minamigimpo] (Fig. 462)

Arai and Ida (1975, as *Runula rhinorhynchos*): NSMT-P 17848, 40.6 mm SL, Kusugawa. Ichikawa et al. (1992): Yaku-shima Island. Kuniyasu (1999): Kurio.



Fig. 462. *Plagiotremus rhinorhynchos* (NSMT-P 17848, 40.6 mm SL, preserved specimen).

Plagiotremus tapeinosoma (Bleeker, 1857)

[Jpn name: Tenkurosujigimpo]

Ichikawa et al. (1992): Yaku-shima Island.

Praealticus margaritarius (Snyder, 1908)

[Jpn name: Tamagimpo] (Fig. 463)

KAUM-I. 11221, 57.0 mm SL, Kurio; KAUM-I. 11224, 55.2 mm SL, Kurio; KAUM-I. 11225, 60.1 mm SL, Kurio; KAUM-I. 11226, 59.4 mm SL, Kurio; KAUM-I. 11418, 32.6 mm SL, Kurio; KAUM-I. 11419, 25.1 mm SL, Kurio; KAUM-I. 11695, 47.4 mm SL, Ambo; KAUM-I. 11696, 40.7 mm SL, Ambo; KAUM-I. 11697, 42.8 mm SL, Ambo; KAUM-I. 11698, 36.5 mm SL, Ambo; KAUM-I. 11699, 41.0 mm SL, Ambo; KAUM-I. 20274, 49.5 mm SL, Kurio; KAUM-I. 21745, 28.4 mm SL, Kurio; KAUM-I. 22822, 67.7 mm SL, Ambo; KAUM-I. 22823, 64.7 mm SL, Ambo; KAUM-I. 22824, 55.7 mm SL, Ambo; KAUM-I. 22825, 58.6 mm SL, Ambo; KAUM-I. 22826, 57.1 mm SL, Ambo; KAUM-I. 22827,

56.0 mm SL, Ambo; KAUM-I. 22828, 52.3 mm SL, Ambo; KAUM-I. 22829, 51.2 mm SL, Ambo; KAUM-I. 22830, 44.0 mm SL, Ambo; KAUM-I. 23585, 60.3 mm SL, Kurio; KAUM-I. 23586, 52.8 mm SL, Kurio; KAUM-I. 23587, 55.4 mm SL, Kurio; KAUM-I. 23588, 54.8 mm SL, Kurio; KAUM-I. 23589, 66.0 mm SL, Kurio; KAUM-I. 23590, 49.4 mm SL, Kurio; KAUM-I. 23591, 53.3 mm SL, Kurio; KAUM-I. 23592, 50.3 mm SL, Kurio; KAUM-I. 23593, 60.7 mm SL, Kurio; KAUM-I. 23594, 50.3 mm SL, Kurio; KAUM-I. 23595, 65.2 mm SL, Kurio; KAUM-I. 23596, 47.1 mm SL, Kurio; KAUM-I. 23597, 58.4 mm SL, Kurio; KAUM-I. 23598, 54.0 mm SL, Kurio; KAUM-I. 23599, 60.1 mm SL, Kurio; KAUM-I. 23600, 49.0 mm SL, Kurio; KAUM-I. 23601, 50.0 mm SL, Kurio; KAUM-I. 23602, 52.4 mm SL, Kurio; KAUM-I. 23603, 55.7 mm SL, Kurio; KAUM-I. 23604, 55.2 mm SL, Kurio; KAUM-I. 23605, 48.4 mm SL, Kurio; KAUM-I. 23606, 49.8 mm SL, Kurio; KAUM-I. 23607, 40.7 mm SL, Kurio; KAUM-I. 23608, 41.8 mm SL, Kurio; KAUM-I. 23609, 47.7 mm SL, Kurio; KAUM-I. 23610, 45.7 mm SL, Kurio; KAUM-I. 23611, 49.1 mm SL, Kurio; KAUM-I. 23612, 45.6 mm SL, Kurio; KAUM-I. 23613, 47.8 mm SL, Kurio; KAUM-I. 23614, 52.0 mm SL, Kurio; KAUM-I. 24850, 56.1 mm SL, Kurio; KAUM-I. 24851, 64.1 mm SL, Kurio; KAUM-I. 24852, 66.2 mm SL, Kurio; KAUM-I. 24853, 53.6 mm SL, Kurio; KAUM-I. 24854, 51.8 mm SL, Kurio; KAUM-I. 24855, 58.5 mm SL, Kurio; KAUM-I. 24856, 61.1 mm SL, Kurio; KAUM-I. 24857, 53.7 mm SL, Kurio; KAUM-I. 24858, 64.2 mm SL, Kurio; KAUM-I. 24859, 50.5 mm SL, Kurio; KAUM-I. 24860, 48.5 mm SL, Kurio; KAUM-I. 24861, 53.0 mm SL, Kurio; KAUM-I. 24862, 53.2 mm SL, Kurio; KAUM-I. 24863, 54.7 mm SL, Kurio; KAUM-I. 24864, 48.8 mm SL, Kurio; KAUM-I. 24865, 47.7 mm SL, Kurio; KAUM-I. 24866, 57.6 mm SL, Kurio; KAUM-I. 24867, 62.0 mm SL, Kurio; KAUM-I. 24868, 53.4 mm SL, Kurio; KAUM-I. 24869, 60.4 mm SL, Kurio; KAUM-I. 24870, 59.1 mm SL, Kurio; KAUM-I. 24871, 51.3 mm SL, Kurio; KAUM-I. 24872, 53.6 mm SL, Kurio; KAUM-I. 24873, 72.5 mm SL, Kurio; KAUM-I. 24874, 65.2 mm SL, Kurio; KAUM-I. 24875, 60.7 mm SL, Kurio; KAUM-I. 24876, 59.7 mm SL, Kurio; KAUM-I. 24877, 60.8 mm SL, Kurio; KAUM-I. 24878, 60.2 mm SL, Kurio; KAUM-I. 24879, 58.5 mm SL, Kurio; KAUM-I. 24880, 65.5 mm SL, Kurio; KAUM-I. 24881, 55.8 mm SL, Kurio; KAUM-I. 24882, 57.4 mm SL, Kurio; KAUM-I. 24883, 63.0 mm SL, Kurio; KAUM-I. 24884, 62.1 mm SL, Kurio; KAUM-I. 24885, 59.0 mm SL, Kurio; KAUM-I. 24886, 54.2 mm SL, Kurio; KAUM-I. 24887, 56.3 mm SL, Kurio; KAUM-I. 24888, 59.8 mm SL, Kurio; KAUM-I. 24889, 51.7 mm SL, Kurio; KAUM-I. 24890, 53.1 mm SL, Kurio; KAUM-I. 24891, 54.2 mm SL, Kurio; KAUM-I. 24892, 58.6 mm SL, Kurio; KAUM-I. 24893, 56.0 mm SL, Kurio; KAUM-I. 24894, 48.7 mm SL, Kurio; KAUM-I. 24895, 55.8 mm SL, Kurio; KAUM-I. 24896, 51.1 mm SL, Kurio; KAUM-I. 24897, 54.8 mm SL, Kurio; KAUM-I. 24898, 50.3 mm SL, Kurio; KAUM-I. 24899, 48.9 mm SL, Kurio; KAUM-I. 24900, 54.5 mm SL, Kurio; KAUM-I. 24901, 62.6 mm SL, Kurio; KAUM-I. 24902, 56.7 mm SL, Kurio; KAUM-I. 24903, 45.5 mm SL, Kurio; KAUM-I. 24904, 44.7 mm SL, Kurio; KAUM-I. 24905, 49.5 mm SL, Kurio; KAUM-I. 24906, 41.2 mm SL, Kurio; KAUM-I. 24907, 46.7 mm SL, Kurio; KAUM-I. 24908, 49.1 mm SL, Kurio; KAUM-I. 24909, 52.2 mm SL, Kurio; KAUM-I. 24910, 43.8 mm SL, Kurio; KAUM-I. 24911, 49.0 mm SL, Kurio; KAUM-I. 24912, 42.2 mm SL, Kurio; KAUM-I. 24913, 42.5 mm SL, Kurio; KAUM-I. 24914, 45.1 mm SL, Kurio; KAUM-I. 24915, 45.5 mm SL, Kurio; KAUM-I. 24916, 49.5 mm SL, Kurio; KAUM-I. 24917, 49.7 mm SL, Kurio; KAUM-I. 24918, 50.4 mm SL, Kurio; KAUM-I. 24919, 50.7 mm SL, Kurio; KAUM-I. 24920, 42.3 mm SL, Kurio; KAUM-I. 24921, 43.9 mm SL, Kurio; KAUM-I. 24922, 53.3 mm SL, Kurio; KAUM-I. 24923, 43.3 mm SL, Kurio; KAUM-I. 24924, 53.2 mm SL, Kurio; KAUM-I. 24925, 45.3 mm SL, Kurio; KAUM-I. 24926, 57.7 mm SL, Kurio; KAUM-I. 24927, 48.6 mm SL, Kurio; KAUM-I. 24928, 51.3 mm SL, Kurio; KAUM-I. 24929, 50.2 mm SL, Kurio; KAUM-I. 24930, 43.1 mm SL, Kurio; KAUM-I. 24931, 52.2 mm SL, Kurio; KAUM-I. 24932, 47.9 mm SL, Kurio; KAUM-I. 24933, 45.2 mm SL, Kurio; MUFS 25512, 48.0 mm SL, Kurio; MUFS 25513, 62.0 mm SL, Kurio; NSMT-P 77735, 55.5

mm SL, Nagakubo; NSMT-P 77736, 58.4 mm SL, Nagakubo; NSMT-P 77737, 40.3 mm SL, Nagakubo; NSMT-P 77775, 45.6 mm SL, Kurio; NSMT-P 91363, 47 mm SL, Yudomari; NSMT-P 91371, 60 specimens, 22–59 mm SL, Kurio; NSMT-P 91583, 5 specimens, 29–47 mm SL, Kurio; NSMT-P 91604, 8 specimens, 38–58 mm SL, Nagakubo; NSMT-P 91612, 68 specimens, 16–55 mm SL, Kurio; NSMT-P 91674, 6 specimens, 16–25 mm SL, Kurio; USNM 313686, 19 specimens, 39.1–63.3 mm SL, Miyanoura.

Arai and Ida (1975): NSMT-P 17811, 16 specimens, 23.3–50.7 mm SL, Kusugawa; NSMT-P 17829, 2 specimens, 58.5–63.0 mm SL, Kusugawa; NSMT-P 17857, 3 specimens, 47.1–60.1 mm SL, Kusugawa. MOSC (2002): Ambo and Kurio.



Fig. 463. *Praealticus margaritarius* (KAUM-I. 11221, 57.0 mm SL).

Praealticus striatus Bath, 1992

[Jpn name: Kabukigimpo] (Fig. 464)

FRLM 34688, 53.0 mm SL, Kurio; KAUM-I. 11217, 65.0 mm SL, Kurio.




Fig. 464. *Praealticus striatus* (KAUM-I. 11217, female, 65.0 mm SL).

Praealticus tanegasimae (Jordan and Starks, 1906)

[Jpn name: Tanegimpo] (Fig. 465)

FRLM 34685, 73.7 mm SL, Kurio; FRLM 34686, 73.3 mm SL, Kurio; FRLM 34687, 61.1

mm SL, Kurio; FRLM 34691, 48.5 mm SL, Kurio; FRLM 34692, 62.2 mm SL, Kurio; FRLM 34693, 52.0 mm SL, Kurio; KAUM-I. 11219, 75.8 mm SL, Kurio; KAUM-I. 11220, 62.6 mm SL, Kurio; KAUM-I. 11223, 59.9 mm SL, Kurio; KAUM-I. 23550, 74.8 mm SL, Kurio; KAUM-I. 23551, 81.6 mm SL, Kurio; KAUM-I. 23552, 77.3 mm SL, Kurio; KAUM-I. 23553, 67.2 mm SL, Kurio; KAUM-I. 23554, 64.5 mm SL, Kurio; KAUM-I. 23555, 66.2 mm SL, Kurio; KAUM-I. 23556, 73.7 mm SL, Kurio; KAUM-I. 23557, 66.8 mm SL, Kurio; KAUM-I. 23558, 69.0 mm SL, Kurio; KAUM-I. 23559, 69.2 mm SL, Kurio; KAUM-I. 23560, 60.3 mm SL, Kurio; KAUM-I. 23561, 64.3 mm SL, Kurio; KAUM-I. 23562, 57.2 mm SL, Kurio; KAUM-I. 23563, 57.1 mm SL, Kurio; KAUM-I. 23564, 65.1 mm SL, Kurio; KAUM-I. 23565, 68.7 mm SL, Kurio; KAUM-I. 23566, 54.2 mm SL, Kurio; KAUM-I. 23567, 60.7 mm SL, Kurio; KAUM-I. 23568, 62.2 mm SL, Kurio; KAUM-I. 23569, 53.0 mm SL, Kurio; KAUM-I. 23570, 59.8 mm SL, Kurio; KAUM-I. 23571, 54.4 mm SL, Kurio; KAUM-I. 23572, 58.1 mm SL, Kurio; KAUM-I. 23573, 55.5 mm SL, Kurio; KAUM-I. 23574, 57.5 mm SL, Kurio; KAUM-I. 23575, 51.1 mm SL, Kurio; KAUM-I. 23576, 61.8 mm SL, Kurio; KAUM-I. 23577, 55.3 mm SL, Kurio; KAUM-I. 23578, 59.4 mm SL, Kurio; KAUM-I. 23579, 60.6 mm SL, Kurio; KAUM-I. 23580, 62.6 mm SL, Kurio; KAUM-I. 23581, 56.3 mm SL, Kurio; KAUM-I. 23582, 51.3 mm SL, Kurio; KAUM-I. 23583, 58.1 mm SL, Kurio; KAUM-I. 23584, 50.6 mm SL, Kurio; KPM-NI 22879, 65.1 mm SL, Ambo; NSMT-P 77738, 41.0 mm SL, Nagakubo; NSMT-P 77739, 57.2 mm SL, Nagakubo; NSMT-P 77988, 44.3 mm SL, Kurio; NSMT-P 91377, 36 specimens, 25–76 mm SL, Kurio; NSMT-P 91603, 10 specimens, 50–65 mm SL, Nagakubo; NSMT-P 91613, 178 specimens, 25–85 mm SL, Kurio.

Jordan and Starks (1906, as *Salarias tanegasimae*): SU 14690, 3 specimens, 50.7–63.2 mm SL, Miyanoura; USNM 53537, 6 specimens, 45.0–68.3 mm SL, Miyanoura. Arai and Ida (1975): NSMT-P 17818, 8 specimens, 33.2–82.4 mm SL, Kusugawa; NSMT-P 17965, 5 specimens, 61.3–70.4 mm SL, Kusugawa; NSMT-P 58100, 50.2 mm SL, Kusugawa; NSMT-P 58104,

2 specimens, 50.1–57.8 mm SL, Kusugawa.

Remarks: The original description of *S. tanegasimae* by Jordan and Starks (1906) stated that specimens were collected from Tanegashima and Yakushima. The holotype and seven paratypes were from Tanega-shima Island. The six Yakushima Island specimens registered as USNM 53537 are non-types.




Fig. 465. *Praealticus tanegasimae* (upper: KPM-NI 22879, male, 65.1 mm SL; lower: KAUM-I. 11219, male, 75.8 mm SL).

Rhabdoblennius nitidus (Günther, 1861)

[Jpn name: Rousokugimpo] (Fig. 466)

BSKU 96685, 44.2 mm SL, Kurio; BSKU 96686, 45.2 mm SL, Kurio; BSKU 96687, 40.8 mm SL, Kurio; FRLM 34689, 29.3 mm SL, Kurio; FRLM 34690, 42.6 mm SL, Kurio; FRLM 34697, 60.4 mm SL, Kurio; KAUM-I. 11212, 15.7 mm SL, Kurio; KAUM-I. 11779, 51.9 mm SL, Nagakubo; KAUM-I. 11780, 51.6 mm SL, Nagakubo; KAUM-I. 20256, 53.7 mm SL, Kurio; KAUM-I. 20270, 60.7 mm SL, Kurio; KAUM-I. 20271, 55.1 mm SL, Kurio; KAUM-I. 21689, 41.0 mm SL, Kurio; KAUM-I. 21690, 44.4 mm SL, Kurio; KAUM-I. 21744, 28.4 mm SL, Kurio; KAUM-I. 23471, 48.1 mm SL, Kurio; KAUM-I. 23472, 52.5 mm SL, Kurio; KAUM-I. 23473, 57.4 mm SL, Kurio; KAUM-I. 23474, 50.0 mm SL, Kurio; KAUM-I. 23475, 42.1 mm SL, Kurio; KAUM-I. 23476, 26.9 mm SL, Kurio; KAUM-I. 23477, 49.9 mm SL, Kurio; KAUM-I. 23478, 48.6 mm SL, Kurio; KAUM-I. 23479, 47.4 mm SL, Kurio; KAUM-I. 23480, 53.7 mm SL, Kurio; KAUM-I. 23481, 63.1 mm SL, Kurio; KAUM-

I. 23482, 43.3 mm SL, Kurio; KAUM-I. 23483, 50.9 mm SL, Kurio; KAUM-I. 23484, 52.0 mm SL, Kurio; KAUM-I. 23485, 52.3 mm SL, Kurio; KAUM-I. 23486, 45.1 mm SL, Kurio; KAUM-I. 23487, 48.9 mm SL, Kurio; KAUM-I. 23488, 48.4 mm SL, Kurio; KAUM-I. 23489, 27.7 mm SL, Kurio; KAUM-I. 23490, 40.9 mm SL, Kurio; KAUM-I. 23491, 46.1 mm SL, Kurio; KAUM-I. 23492, 44.7 mm SL, Kurio; KAUM-I. 23493, 56.4 mm SL, Kurio; KAUM-I. 23494, 50.6 mm SL, Kurio; KAUM-I. 23495, 44.9 mm SL, Kurio; KAUM-I. 23496, 33.3 mm SL, Kurio; KAUM-I. 23497, 46.1 mm SL, Kurio; KAUM-I. 23498, 56.1 mm SL, Kurio; KAUM-I. 23499, 54.1 mm SL, Kurio; KAUM-I. 23500, 47.1 mm SL, Kurio; KAUM-I. 23501, 48.0 mm SL, Kurio; KAUM-I. 23502, 56.6 mm SL, Kurio; KAUM-I. 23503, 32.8 mm SL, Kurio; KAUM-I. 23504, 52.2 mm SL, Kurio; KAUM-I. 23505, 60.3 mm SL, Kurio; KAUM-I. 23506, 38.1 mm SL, Kurio; KAUM-I. 23507, 42.8 mm SL, Kurio; KAUM-I. 23508, 48.6 mm SL, Kurio; KAUM-I. 23509, 45.3 mm SL, Kurio; KAUM-I. 23510, 47.6 mm SL, Kurio; KAUM-I. 23511, 53.9 mm SL, Kurio; KAUM-I. 23512, 47.2 mm SL, Kurio; KAUM-I. 23513, 51.3 mm SL, Kurio; KAUM-I. 23514, 40.6 mm SL, Kurio; KAUM-I. 23515, 44.7 mm SL, Kurio; KAUM-I. 23516, 52.2 mm SL, Kurio; KAUM-I. 23517, 42.5 mm SL, Kurio; KAUM-I. 23518, 28.0 mm SL, Kurio; KAUM-I. 23519, 32.8 mm SL, Kurio; KAUM-I. 23520, 42.5 mm SL, Kurio; KAUM-I. 23521, 46.7 mm SL, Kurio; KAUM-I. 23522, 75.2 mm SL, Kurio; MUFS 25514, 57.2 mm SL, Kurio; NSMT-P 77748, 50.8 mm SL, Nagakubo; NSMT-P 77749, 52.5 mm SL, Nagakubo; NSMT-P 77750, 45.9 mm SL, Nagakubo; NSMT-P 77751, 3 specimens, 13.7–21.6 mm SL, Nagakubo; NSMT-P 91376, 41 specimens, 25–62 mm SL, Kurio; NSMT-P 91584, 26 specimens, 28–66 mm SL, Kurio; NSMT-P 91611, 39 specimens, 25–56 mm SL, Kurio; NSMT-P 91673, 15 mm SL, Kurio.

Jordan and Starks (1906 as *Blennius ellipes*): USNM 61164, 4 paratypes of *Blennius ellipes*, 35.5–48.9 mm SL, Yaku-shima Island. Arai and Ida (1975): NSMT-P 17839 (as *Istiblennius bilitonensis*, Hohogurogimpo), 42.1 mm SL, Kusugawa; NSMT-P 17856, 7 specimens, 31.3–61.2 mm

SL, Kusugawa; NSMT-P 58103, 51.5 mm SL, Kusugawa.

Remarks: Bath (2004) regarded *Blennius ellipes* Jordan and Starks, 1906 (= *Rhabdoblennius ellipes*) as a junior synonym of *Salarias nitidus*.



Fig. 466. *Rhabdoblennius nitidus* (KAUM-I. 20271, 55.1 mm SL).

Salarias luctuosus Whitley, 1929

[Jpn name: Shimagimpo] (Fig. 467)

KAUM-I. 11313, 32.4 mm SL, Yudomari; KAUM-I. 11651, 56.8 mm SL, Ambo; KAUM-I. 11663, 52.5 mm SL, Ambo; KAUM-I. 11664, 49.4 mm SL, Ambo; KAUM-I. 11665, 48.1 mm SL, Ambo; KAUM-I. 11666, 33.1 mm SL, Ambo; KAUM-I. 11702, 20.6 mm SL, Ambo; KAUM-I. 11703, 22.8 mm SL, Ambo; KAUM-I. 11704, 21.4 mm SL, Ambo; KAUM-I. 11705, 21.6 mm SL, Ambo; KAUM-I. 21829, 68.7 mm SL, Kurio; KAUM-I. 22837, 45.9 mm SL, Kurio; KPM-NI 22883, 45.0 mm SL, Ambo; KPM-NI 22887, 60.5 mm SL, Ambo; NSMT-P 91375, 53 mm SL, Kurio.

Arai and Ida (1975): NSMT-P 17810, 15 specimens, 27.4–64.2 mm SL, Kusugawa. Ichikawa et al. (1992): Yaku-shima Island.




Fig. 467. *Salarias luctuosus* (upper: KPM-NI 22887, male, 60.5 mm SL; lower: KPM-NI 22883, female, 45.0 mm SL).

Salarias sinuosus Snyder, 1908

[Jpn name: Hirenagakaeruuo] (Fig. 468)

KPM-NI 22872, 44.8 mm SL, Ambo; KPM-NI 22873, 43.4 mm SL, Ambo; KPM-NI 22874, 47.7 mm SL, Ambo; KPM-NI 22886, 47.7 mm SL, Ambo; KPM-NI 22932, 42.4 mm SL, Ambo; KPM-NI 24791, 47.2 mm SL, Kurio; KPM-NI 24794, 23.8 mm SL, Kurio.




Fig. 468. *Salarias sinuosus* (upper: KPM-NI 22932, male, 42.4 mm SL; lower: KPM-NI 22886, female, 47.7 mm SL).

FAMILY CHAENOPSIDAE

Neoclinus bryope (Jordan and Snyder, 1902)

[Jpn name: Kokegimpo]

Aizawa (2002): Yaku-shima Island.

Neoclinus nudus Stephens and Springer, 1971

[Jpn name: Hadakakokegimpo] (Fig. 469)



Fig. 469. *Neoclinus nudus* (off Isso, 8 m, 11 June 2007, S. Harazaki).

Neoclinus sp.

[Jpn name: None] (Fig. 470)

Remarks: This species is very similar to *Neoclinus chihiroe* Fukao, 1987, but differs from the latter in several aspects, including the number of cephalic sensory pores; currently studied by A. Murase of Tokyo University of Marine Science and Technology.



Fig. 470. *Neoclinus* sp. (off Onoaida, 8 m, 2 Mar. 2005, S. Harazaki).

FAMILY GOBIESOCIDAE

Conidens laticephalus (Tanaka, 1909)

[Jpn name: Ankoubauo] (Fig. 471)

KAUM-I. 11210, 17.7 mm SL, Kurio; KAUM-I. 11294, 23.9 mm SL, Yudomari; KAUM-I. 11413, 20.0 mm SL, Kurio; KAUM-I. 21833, 25.8 mm SL, Kurio; KAUM-I. 22816, 24.8 mm SL, Kurio.

Arai and Ida (1975): Kusugawa [three specimens (25–56 mm TL) were reported, but not found at NSMT].



Fig. 471. *Conidens laticephalus* (KAUM-I. 11210, 17.7 mm SL).

Lepadichthys frenatus Waite, 1904

[Jpn name: Misakiubauo] (Fig. 472)

BSKU 96653, 42.0 mm SL, Isso; BSKU 96654, 12.2 mm SL, Isso; FRLM 34741, 27.2 mm SL, Kurio; KAUM-I. 11163, 29.2 mm SL, Kurio; KAUM-I. 11266, 51.1 mm SL, Yudomari; KAUM-I. 11330, 25.7 mm SL, Nagakubo; KAUM-I. 11621, 44.0 mm SL, Ambo; KAUM-I. 20276, 37.8 mm SL, Kurio; KAUM-I. 21757, 29.7 mm SL, Kurio; KAUM-I. 21758, 31.9 mm SL, Kurio; KAUM-I. 21832, 29.3 mm SL, Kurio; MUFS 25605, 29.9 mm SL, Kurio; MUFS 25606, 30.3 mm SL, Kurio; MUFS 25607, 29.6 mm SL, Kurio; NSMT-P 91670, 29 mm SL, Kurio; NSMT-P 91671, 16 mm SL, Kurio; NSMT-P 95455, 45.6 mm SL, Haruo.

Arai and Ida (1975): NSMT-P 58109, 57.4 mm SL, Kusugawa; NSMT-P 58118, 54.3 mm SL, Kusugawa; NSMT-P 58121, 44.0 mm SL, Kusugawa.




Fig. 472. *Lepadichthys frenatus* (upper: KAUM-I. 11163, 29.2 mm SL; lower: KAUM-I. 11266, 51.1 mm SL).

Pherallodus indicus (Weber, 1913)

[Jpn name: Hosoubauo] (Fig. 473)

KAUM-I. 11391, 14.1 mm SL, Kurio.



Fig. 473. *Pheralloodus indicus* (KAUM-I. 11391, 14.1 mm SL).

FAMILY CALLIONYMIDAE

Callionymus curvicornis Valenciennes, 1837

[Jpn name: Nezumigochi] (Fig. 474)

USNM 111598, 88.6 mm SL, off southeast of Yaku-shima Island.

Remarks: This species has often been treated as *Callionymus richardsoni* Bleeker, 1854, *Repomucenus richardsonii*, or *Repomucenus curvicornis*.



Fig. 474. *Callionymus curvicornis* (USNM 111598, 88.6 mm SL, preserved specimen).

Diplogrammus goramensis (Bleeker, 1858)

[Jpn name: Minamikobunumeri]

Kuniyasu (1999): Kurio.

Diplogrammus xenicus (Jordan and Thompson, 1914)

[Jpn name: Kobunumeri] (Fig. 475)

BSKU 96602, 83.6 mm SL, Kurio; BSKU 96657, 62.9 mm SL, Isso; BSKU 96658, 40.8 mm SL, Isso; BSKU 96610, 36.5 mm SL, Kurio; KAUM-I. 20379, 84.2 mm SL, Isso.



Fig. 475. *Diplogrammus xenicus* (upper: BSKU 96610, 36.5 mm SL; lower: KAUM-I. 20379, 84.2 mm SL).

Minysynchiropus kiyoeae (Fricke and Zaiser, 1983)

[Jpn name: Himeteguri]

Kuniyasu (1999): Kurio.

Remarks: This species has often been treated as *Synchiropus kiyoeae* Fricke and Zaiser, 1983.

Neosynchiropus ocellatus (Pallas, 1770)

[Jpn name: Kouwanteguri] (Fig. 476)

KAUM-I. 21769, 32.0 mm SL, Kurio; KPM-NI 24906, 11.6 mm SL, Kurio.

Arai and Ida (1975, as *Synchiropus ocellatus*): NSMT-P 58116, 40.5 mm SL, Kusugawa; NSMT-P 58130, 44.8 mm SL, Kusugawa; NSMT-P 58137, 40.8 mm SL, Kusugawa. Ichikawa et al. (1992): Yaku-shima Island.

Remarks: This species has often been treated as *Synchiropus ocellatus*.



Fig. 476. *Neosynchiropus ocellatus* (KAUM-I. 21769, 32.0 mm SL).

Paradiplogrammus enneactis (Bleeker, 1879)

[Jpn name: Kogatahanabinumeri]

Kuniyasu (1999): Kurio.

Remarks: This species has often been treated as *Callionymus enneactis*.

FAMILY ELEOTRIDAE

Butis amboinensis (Bleeker, 1853)

[Jpn name: Yaeyamanokogirihaze] (Fig. 477)

KAUM-I. 11503, 20.9 mm SL, mouth of Miyanoura River.



Fig. 477. *Butis amboinensis* (KAUM-I. 11503, 20.9 mm SL).

Eleotris acanthopoma Bleeker, 1853

[Jpn name: Chichibumodoki] (Fig. 478)

BSKU 96881, 71.0 mm SL, Kurio; BSKU 96882, 38.4 mm SL, Kurio; KAUM-I. 11202, 77.5 mm SL, mouth of Kurio River; KAUM-I. 11303, 92.0 mm SL, Yudomari; KAUM-I. 11304, 63.0 mm SL, Yudomari; KAUM-I. 11715, 36.8 mm SL, mouth of Miyanoura River; KAUM-I. 11771, 23.0 mm SL, mouth of Miyanoura River; KAUM-I. 11772, 25.5 mm SL, mouth of Miyanoura River; KAUM-I. 20298, 37.9 mm SL, mouth of Kurio River; KAUM-I. 20318, 36.8 mm SL, mouth of Kurio River; KAUM-I. 20321, 92.9 mm SL, mouth of Kurio River; KAUM-I. 20322, 77 mm SL, mouth of Kurio River; KAUM-I. 20370, 36.9 mm SL, mouth of Kurio River; KAUM-I. 21597, 38.8 mm SL, mouth of Ambo River; KAUM-I. 21598, 73.3 mm SL, mouth of Ambo River; KAUM-I. 21599, 54.3 mm SL, mouth of Ambo River; KAUM-I. 21600, 47.9 mm SL, mouth of Ambo River; KAUM-I. 24711, 49.0 mm SL, mouth of Kurio River; KAUM-I. 24712, 25.8 mm SL, mouth of Kurio River; KAUM-I. 24713, 22.0 mm SL, mouth of Kurio River; KAUM-I. 24714, 19.3 mm SL, mouth of Kurio River; KAUM-I. 24715, 42.4 mm SL, mouth of Kurio River; KAUM-I. 24716, 31.9 mm SL, mouth of Kurio River; KAUM-I. 24717, 30.3 mm SL, mouth of Kurio River; MUFS 25443, 13.5 mm SL, Matsumine.



Fig. 478. *Eleotris acanthopoma* (KAUM-I. 20298, 37.9 mm SL).

FAMILY XENISTHMIDAE

***Xenisthmus* sp.**

[Jpn name: None] (Fig. 479)

KPM-NI. 22558, 18.0 mm SL, Kurio.

Remarks: The Yaku-shima specimen is similar to *X. polyzonatus* (Klunzinger, 1871), but differs in having the vertical bars on the lateral surface

of the body not reaching to the ventral, yellowish ventrolateral body surface, and a dark band across the dorsal and anal fins.



Fig. 479. *Xenisthmus* sp. (KPM-NI. 22558, 18.0 mm SL).

FAMILY GOBIIDAE

Acentrogobius audax Smith, 1959

[Jpn name: Nisetsumugihaze] (Fig. 480)

BSKU 96627, 39.5 mm SL, mouth of Kurio River.



Fig. 480. *Acentrogobius audax* (BSKU 96627, 39.5 mm SL).

Acentrogobius suluensis (Herre, 1927)

[Jpn name: Hohogurosujihaze] (Fig. 481)

KPM-NI 22568, 30.4 mm SL, mouth of Kurio River.



Fig. 481. *Acentrogobius suluensis* (KPM-NI 22568, 30.4 mm SL).

Amblyeleotris fontanesii (Bleeker, 1852)

[Jpn name: Nyudodatehaze] (Fig. 482)



Fig. 482. *Amblyeleotris fontanesii* (off Isso, 12 m, 18 Oct. 2009, S. Harazaki).

Amblyeleotris japonica Takagi, 1957

[Jpn name: Datehaze] (Fig. 483)

KAUM-I. 20141, 44.3 mm SL, Yudomari.



Fig. 483. *Amblyeleotris japonica* (KAUM-I. 20141, 44.3 mm SL).

Amblyeleotris periophtalma (Bleeker, 1853)

[Jpn name: Dandaradatehaze] (Fig. 484)



Fig. 484. *Amblyeleotris periophtalma* (off Isso, 18 m, 28 Mar. 2004, S. Harazaki).

Amblyeleotris wheeleri (Polunin and Lubbock, 1977)

[Jpn name: Kubiakahaze]

Ichikawa et al. (1992, as *Amblyeleotris fasciata*): Yaku-shima Island. Kuniyasu (1999): Kurio. Suzuki and Shibukawa (2004): Yaku-shima Island.

Amblygobius linki Herre, 1927

[Jpn name: Wakakesarasahaze] (Fig. 485)

Ogihara et al. (2009): mouth of Ambo River.



Fig. 485. *Amblygobius linki* (mouth of Ambo River; after Ogihara et al., 2009).

Amblygobius nocturnus (Herre, 1945)

[Jpn name: Hohobenisarasahaze] (Fig. 486)

KAUM-I. 11277, 24.8 mm SL, Yudomari; KPM-NI 22539, 20.6 mm SL, Yudomari.

Remarks: These specimens are probably the same as *Amblygobius* sp. A of Suzuki and Shibukawa (2004).



Fig. 486. *Amblygobius nocturnus* (KPM-NI 22539, 20.6 mm SL).

Amblygobius phalaena (Valenciennes, 1837)

[Jpn name: Sarasahaze] (Fig. 487)

BSKU 96545, Yudomari; BSKU 96624, mouth of Kurio River; KAUM-I. 20024, 40.8 mm SL, Yudomari; KAUM-I. 20055, 99.7 mm

SL, Yudomari; KAUM-I. 20084, 91.1 mm SL, Yudomari; KAUM-I. 20153, 39.4 mm SL, Yudomari; KAUM-I. 20195, 45.5 mm SL, Yudomari; KAUM-I. 20217, 30.4 mm SL, Yudomari; KAUM-I. 20316, 39.8 mm SL, mouth of Kurio River; KAUM-I. 20319, 33.4 mm SL, Kurio; KAUM-I. 20320, 38.8 mm SL, Kurio; KAUM-I. 20536, 38 mm SL, Yudomari; KAUM-I. 21603, 101.2 mm SL, mouth of Ambo River; KPM-NI 22540, 68.6 mm SL, Yudomari.

Suzuki and Shibukawa (2004): Yaku-shima Island.



Fig. 487. *Amblygobius phalaena* (KAUM-I. 20055, 99.7 mm SL).

***Amblygobius* sp.**

[Jpn name: None] (Fig. 488)

Remarks: The photographed individual is identified as *Amblygobius* sp. 1 of Suzuki and Shibukawa (2004).



Fig. 488. *Amblygobius* sp. (off Isso, 4 m, 20 Oct. 2007, S. Harazaki).

***Asterropteryx semipunctata* Rüppell, 1830**

[Jpn name: Hoshihaze] (Fig. 489)

BSKU 96576, 20.6 mm SL, Yudomari; KAUM-I. 11258, 37.3 mm SL, Yudomari;

KAUM-I. 11389, 12.3 mm SL, Kurio; KAUM-I. 11514, 29.0 mm SL, Ambo; KAUM-I. 20157, 25.4 mm SL, Yudomari; KAUM-I. 20173, 23 mm SL, Yudomari; KAUM-I. 20218, 25.4 mm SL, Yudomari; KAUM-I. 20219, 21.4 mm SL, Yudomari; KAUM-I. 20220, 19.8 mm SL, Yudomari; KAUM-I. 20538, 26.6 mm SL, Yudomari; KAUM-I. 21754, 18.9 mm SL, Kurio; KAUM-I. 21787, 31.6 mm SL, Isso; KAUM-I. 21867, 21.2 mm SL, Kurio; KAUM-I. 23530, 18.9 mm SL, Ambo; KAUM-I. 23531, 30.5 mm SL, Ambo; KPM-NI 22525, 21.3 mm SL, Yudomari.



Fig. 489. *Asterropteryx semipunctata* (upper: KAUM-I. 11258, 37.3 mm SL; lower: KPM-NI 22525, 21.3 mm SL).

***Awaous ocellaris* (Broussonet, 1782)**

[Jpn name: Minamihaze]

Suzuki and Shibukawa (2004): Yaku-shima Island.

***Bathygobius coalitus* (Bennett, 1832)**

[Jpn name: Kuroyahazuhaze] (Fig. 490)

KAUM-I. 11184, 25.7 mm SL, Kurio; KAUM-I. 11329, 15.7 mm SL, Nagakubo; KAUM-I. 11331, 15.1 mm SL, Nagakubo;

KAUM-I. 25052, 32.8 mm SL, Kurio; NSMT-P 77570, 40.0 mm SL, Kurio; NSMT-P 77572, 50.6 mm SL, Kurio; NSMT-P 77573, 61.7 mm SL, Kurio; NSMT-P 77574, 52.0 mm SL, Kurio; NSMT-P 77575, 45.8 mm SL, Kurio; NSMT-P 77576, 38.2 mm SL, Kurio; NSMT-P 77577, 34.6 mm SL, Kurio; NSMT-P 77578, 36.1 mm SL, Kurio; NSMT-P 91578, 24.3 mm SL, Kurio.

Suzuki and Shibukawa (2004): Yaku-shima Island.

Remarks: *Bathygobius padangensis* (Bleeker, 1851) has recently regarded as a junior synonym of *Bathygobius coalitus* by Hoese and Larson (2006).



Fig. 490. *Bathygobius coalitus* (KAUM-I. 11331, 15.1 mm SL).

Bathygobius cocosensis (Bleeker, 1854)

[Jpn name: Sujikumohaze] (Fig. 491)

KAUM-I. 11118, 22.6 mm SL, Matsumine; KAUM-I. 11179, 31.4 mm SL, Kurio; KAUM-I. 11182, 21.5 mm SL, Kurio; KAUM-I. 11378, 34.1 mm SL, Kurio; KAUM-I. 11379, 31.1 mm SL, Kurio; KAUM-I. 11380, 26.8 mm SL, Kurio; KAUM-I. 11773, 24.9 mm SL, mouth of Miyanoura River; KAUM-I. 20537, 31.7 mm SL, Yudomari; KAUM-I. 21697, 27.7 mm SL, Kurio; KAUM-I. 23545, 22.4 mm SL, Kurio; KAUM-I. 23546, 27.9 mm SL, Kurio; KAUM-I. 23547, 30.5 mm SL, Kurio; KAUM-I. 23548, 26.3 mm SL, Kurio; KAUM-I. 25053, 29.6 mm SL, Kurio; KAUM-I. 25054, 26.7 mm SL, Kurio; NSMT-P 17845, 43.7 mm SL, Kusugawa; NSMT-P 17858, 4 specimens, 27.8–31.5 mm SL, Kusugawa; NSMT-P 77571, 35.5 mm SL, Kurio; NSMT-P 77719, 30.4 mm SL, Kurio; NSMT-P 77720, 36.7 mm SL, Kurio; NSMT-P 77721, 27.4 mm SL, Kurio; NSMT-P 77722, 30.1 mm SL, Kurio; NSMT-P 77723, 26.2 mm SL, Kurio; NSMT-P 77724, 29.4 mm SL, Kurio; NSMT-P 77918,

33.2 mm SL, Kurio; NSMT-P 77919, 36.9 mm SL, Kurio; NSMT-P 77920, 33.2 mm SL, Kurio; NSMT-P 77921, 25.5 mm SL, Kurio; NSMT-P 77922, 19.8 mm SL, Kurio; NSMT-P 77923, 19.7 mm SL, Kurio; NSMT-P 77924, 14.7 mm SL, Kurio; NSMT-P 77925, 24.2 mm SL, Kurio.



Fig. 491. *Bathygobius cocosensis* (KAUM-I. 11118, 22.6 mm SL).

Bathygobius cotticeps (Steindachner, 1879)

[Jpn name: Kusabihaze] (Fig. 492)

KAUM-I. 11114, 15.4 mm SL, Matsumine; KPM-NI 22931, 63.0 mm SL, Isso; MUFS 25619, 30.4 mm SL, Kurio.



Fig. 492. *Bathygobius cotticeps* (upper: KAUM-I. 11114, 15.4 mm SL; lower: KPM-NI 22931, 63.0 mm SL).

Bathygobius cyclopterus (Valenciennes, 1837)

[Jpn name: Yahazuhaze] (Fig. 493)

KAUM-I. 11183, 21.5 mm SL, Kurio; KAUM-I. 11517, 30.4 mm SL, Ambo; KAUM-I. 21803, 21.3 mm SL, Kurio; KPM-NI 24907, 8.6 mm SL, Kurio; KPM-NI 24908, 13.2 mm SL, Kurio; NSMT-P 17838, 34.1 mm SK, Kusugawa; NSMT-P 77926, 51.6 mm SL, Kurio; NSMT-P

91623, 30 mm SL, Kurio; NSMT-P 91623, 28.7 mm SL, Kurio; NSMT-P 91624, 28.2 mm SL, Kurio.

Suzuki and Shibukawa (2004): Yaku-shima Island.



Fig. 493. *Bathygobius cyclopterus* (KAUM-I. 11517, 30.4 mm SL).

Bathygobius fuscus (Rüppell, 1830)

[Jpn name: Kumohaze] (Fig. 494)

KAUM-I. 11185, 54.7 mm SL, Kurio; KAUM-I. 11521, 47.0 mm SL, Ambo; KAUM-I. 21854, 61.5 mm SL, Kurio; NSMT-P 77778, 35.6 mm SL, Kurio; NSMT-P 91626, 25.3 mm SL, Kurio.

Ichikawa et al. (1992): Yaku-shima Island. MOSC (2002): Isso, Ambo and Kurio.



Fig. 494. *Bathygobius fuscus* (KAUM-I. 11521, 47.0 mm SL).

Bathygobius hongkongensis (Fowler, 1931)

[Jpn name: Kurohoshiyahazuhaze]

Akihito et al. (2002): Yaku-shima Island. Suzuki and Shibukawa (2004): Yaku-shima Island.

Bryaninops natans Larson, 1985

[Jpn name: Akamehaze] (Fig. 495)

Bryaninops yongei (Davis and Cohen, 1969)

[Jpn name: Garasuhaze]

Ichikawa et al. (1992): Yaku-shima Island. Kuniyasu (1999): Kurio.



Fig. 495. *Bryaninops natans* (off Isso, 12 m, 16 Sept. 2006, S. Harazaki).

Cabillus tongarevae (Fowler, 1927)

[Jpn name: Yorimehaze] (Fig. 496)

KPM-NI 24793, 21.3 mm SL, Kurio.



Fig. 496. *Cabillus tongarevae* (KPM-NI 24793, 21.3 mm SL).

***Cabillus* sp.**

[Jpn name: None] (Fig. 497)

KAUM-I. 11180, 20.0 mm SL, Kurio; KAUM-I. 21729, 20.6 mm SL, Kurio; KAUM-I. 21756, 14.4 mm SL, Kurio.

Remarks: These specimens were identified as *Cabillus* sp. 3 of Suzuki and Shibukawa (2004).



Fig. 497. *Cabillus* sp. (KAUM-I. 11180, 20.0 mm SL).

Callogobius hasseltii (Bleeker, 1851)

[Jpn name: Okinawahaze] (Fig. 498)

BSKU 96593, 15.0 mm SL, Yudomari; BSKU 96596, 17.0 mm SL, Yudomari; KAUM-I. 20178, 19.4 mm SL, Yudomari; KAUM-I. 20179, 14.7 mm SL, Yudomari; KAUM-I. 20180, 19.8 mm SL, Yudomari; KAUM-I. 20181, 18.7 mm SL, Yudomari; KAUM-I. 20215, 17 mm SL, Yudomari; KAUM-I. 20216, 21 mm SL, Yudomari; KPM-NI 22523, 21.4 mm SL, Yudomari.



Fig. 498. *Callogobius hasseltii* (KAUM-I. 20181, 18.7 mm SL).

Callogobius okinawae (Snyder, 1908)

[Jpn name: Namerahaze] (Fig. 499)

KAUM-I. 11178, 43.3 mm SL, Kurio; KAUM-I. 11188, 48.2 mm SL, Kurio; KAUM-I. 11215, 11.2 mm SL, Kurio; KAUM-I. 11332, 10.7 mm SL, Nagakubo; NSMT-P 77726, 31.8 mm SL, Kurio; NSMT-P 77727, 25.6 mm SL, Kurio; NSMT-P 77728, 33.1 mm SL, Kurio; NSMT-P 77776, 43.7 mm SL, Kurio; NSMT-P 77777, 58.4 mm SL, Kurio; NSMT-P 91625, 30.5 mm SL, Kurio.




Fig. 499. *Callogobius okinawae* (upper: KAUM-I. 11215, 11.2 mm SL; lower: KAUM-I. 11178, 43.3 mm SL).

Callogobius tanegasimae (Snyder, 1908)

[Jpn name: Tanehaze] (Fig. 500)

KAUM-I. 11318, 54.2 mm SL, Nagakubo;

KAUM-I. 11320, 50.0 mm SL, Nagakubo; KAUM-I. 11326, 45.2 mm SL, Nagakubo; KAUM-I. 11333, 42.1 mm SL, Nagakubo; KAUM-I. 20368, 41.4 mm SL, mouth of Kurio River; KAUM-I. 20369, 28.5 mm SL, mouth of Kurio River; KPM-NI 22564, 47.5 mm SL, mouth of Kurio River; NSMT-P 91595, 48.6 mm SL, Nagakubo; NSMT-P 91596, 50.0 mm SL, Nagakubo.



Fig. 500. *Callogobius tanegasimae* (upper: KAUM-I. 11333, 42.1 mm SL; lower: KPM-NI 22564, 47.5 mm SL).

***Callogobius* sp. 1**

[Jpn name: None] (Fig. 501)

KPM-NI 22535, 13.8 mm SL, Yudomari.

Remarks: This individual is a close relative of *Callogobius maculipinnis* (Fowler, 1918).



Fig. 501. *Callogobius* sp. 1 (KPM-NI 22535, 13.8 mm SL).

***Callogobius* sp. 2**

[Jpn name: None]

Suzuki and Shibukawa (2004, as *Callogobius* sp. 1): Yaku-shima Island.

***Callogobius* sp. 3**

[Jpn name: None]

Suzuki and Shibukawa (2004, as *Callogobius* sp. 3): Yaku-shima Island.

Chaenogobius annularis Gill, 1859

[Jpn name: Agohaze] (Fig. 502)

KAUM-I. 11122, 42.2 mm SL, Matsumine.

Suzuki and Shibukawa (2004): Yaku-shima Island.

Fig. 502. *Chaenogobius annularis* (KAUM-I. 11122, 42.2 mm SL).***Clariger exilis*** Snyder, 1911

[Jpn name: Shimofurisejirohaze] (Fig. 503)

KAUM-I. 11397, 19.3 mm SL, Kurio; KAUM-I. 11536, 17.5 mm SL, Ambo; KAUM-I. 11701, 20.9 mm SL, Ambo.

Arai and Ida (1975): Kusugawa [one specimen (23 mm TL) were reported, but not found at NSMT]. Akihito et al. (2002): Yaku-shima Island. Suzuki and Shibukawa (2004): Yaku-shima Island.

Fig. 503. *Clariger exilis* (KAUM-I. 11536, 17.5 mm SL).***Cristatogobius lophius*** Herre, 1927

[Jpn name: Tosakahaze]

Yonezawa (2003a): a fishing port, Yaku-shima Island. Suzuki and Shibukawa (2004): Yaku-shima Island.

Cryptocentrus albidorsus (Yanagisawa, 1978)

[Jpn name: Shiroobihaze] (Fig. 504)

BSKU 96642, 38.9 mm SL, Isso.

Cryptocentrus caeruleomaculatus (Herre, 1933)

[Jpn name: Takanohahaze] (Fig. 505)

BSKU 96546, 45.4 mm SL, Yudomari; KAUM-I. 20139, 40.7 mm SL, Yudomari.

Fig. 504. *Cryptocentrus albidorsus* (BSKU 96642, 38.9 mm SL).Fig. 505. *Cryptocentrus caeruleomaculatus* (KAUM-I. 20139, 40.7 mm SL).***Cryptocentrus nigrocellatus*** (Yanagisawa, 1978)

[Jpn name: Kurohoshihaze] (Fig. 506)

BSKU 96604, 67.1 mm SL, Kurio; BSKU 96659, 44.7 mm SL, Isso; KAUM-I. 20377, 70.2 mm SL, Isso.

Ichikawa et al. (1992): Yaku-shima Island. Kuniyasu (1999): Kurio.

Fig. 506. *Cryptocentrus nigrocellatus* (KAUM-I. 20377, 70.2 mm SL).***Discordipinna griessingeri*** Hoese and Fourmanoir, 1978

[Jpn name: Homurahaze] (Fig. 507)

KPM-NI 22514, 18.0 mm SL, Yudomari.

***Drombus* sp.**

[Jpn name: Kurokohaze] (Fig. 508)

BSKU 96631, 47.3 mm SL, mouth of Kurio River; KAUM-I. 20302, 33.3 mm SL, mouth of Kurio River; KAUM-I. 20371, 34.9 mm SL, mouth of Kurio River; KAUM-I. 20372, 35.4 mm SL, mouth of Kurio River; KAUM-I. 20373, 32.2 mm SL, mouth of Kurio River; KAUM-I. 20374, 33.1 mm SL, mouth of Kurio River; KAUM-I.



Fig. 507. *Discordipinna griessingeri* (KPM-NI 22514, 18.0 mm SL).

I. 20375, 23.8 mm SL, mouth of Kurio River; KAUM-I. 21601, 49.5 mm SL, mouth of Ambo River; KPM-NI 22565, 34.3 mm SL, mouth of Kurio River; KPM-NI 22566, 35.2 mm SL, mouth of Kurio River.

Suzuki and Shibukawa (2004): Yaku-shima Island.

Remarks: These individuals appear to be the species identified as *Drombus* sp. A of Suzuki and Shibukawa (2004).



Fig. 508. *Drombus* sp. (upper: KAUM-I. 20302, 33.3 mm SL; lower: KPM-NI 22565, 34.3 mm SL).

Eviota abax (Jordan and Snyder, 1901)

[Jpn name: Isohaze] (Fig. 509)

BSKU 96586, 19.1 mm SL, Yudomari; BSKU 96587, 14.9 mm SL, Yudomari; BSKU 96589, 15.5 mm SL, Yudomari; KAUM-I. 11175, 30.5 mm SL, Kurio; KAUM-I. 11278, 27.4 mm SL, Yudomari; KAUM-I. 11372, 27.8 mm SL, Kurio; KAUM-I. 11373, 17.0 mm SL,

Kurio; KAUM-I. 11518, 17.4 mm SL, Ambo; KAUM-I. 11519, 15.2 mm SL, Ambo; KAUM-I. 20353, 21 mm SL, Yudomari; KAUM-I. 20354, 20.9 mm SL, Yudomari; KAUM-I. 20355, 18.6 mm SL, Yudomari; KAUM-I. 20356, 19.7 mm SL, Yudomari; KAUM-I. 20357, 17.1 mm SL, Yudomari; KAUM-I. 20358, 19.4 mm SL, Yudomari; KAUM-I. 20359, 17.5 mm SL, Yudomari; KAUM-I. 20360, 15.6 mm SL, Yudomari; KAUM-I. 20361, 16 mm SL, Yudomari; KAUM-I. 20362, 16.6 mm SL, Yudomari; KAUM-I. 20363, 15.7 mm SL, Yudomari; KAUM-I. 20364, 15.3 mm SL, Yudomari; KAUM-I. 20365, 14.7 mm SL, Yudomari; KAUM-I. 20366, 14.4 mm SL, Yudomari; KAUM-I. 25061, 27.3 mm SL, Ambo; KAUM-I. 25062, 25.6 mm SL, Ambo; KAUM-I. 25063, 21.2 mm SL, Ambo; KPM-NI 22530, 18.6 mm SL, Yudomari; KPM-NI 22531, 16.6 mm SL, Yudomari; KPM-NI 22585, 12.6 mm SL, Isso; NSMT-P 91593, 15 mm SL, Nagakubo; NSMT-P 91614, 33 mm SL, Kurio; NSMT-P 91615, 22 specimens, 9–32 mm SL, Kurio.

Arai and Ida (1975): Kusugawa (five specimens were reported, but not found at NSMT). Ichikawa et al. (1992): Yaku-shima Island.



Fig. 509. *Eviota abax* (KPM-NI 22530, 18.6 mm SL).

Eviota distigma Jordan and Seale, 1906

[Jpn name: Kobitoisohaze] (Fig. 510)

BSKU 96890, 17.8 mm SL, Kurio; BSKU 96891, 17.6 mm SL, Kurio; KAUM-I. 11276, 15.3 mm SL, Yudomari.

Eviota epiphanes Jenkins, 1903

[Jpn name: Midorihaze]

Arai and Ida (1975): Kusugawa [seven specimens (21–23 mm TL) were reported, but not found at NSMT].



Fig. 510. *Eviota distigma* (KAUM-I. 11276, 15.3 mm SL).

Eviota japonica Jewett and Lachner, 1983

[Jpn name: Minamiisohaze] (Fig. 511)

KAUM-I. 11177, 18.8 mm SL, Kurio; KAUM-I. 11214, 13.2 mm SL, Kurio; KAUM-I. 11700, 17.3 mm SL, Ambo; KAUM-I. 23536, 16.9 mm SL, Ambo; NSMT-P 91685, 30 mm SL, Kurio; NSMT-P 91686, 10 specimens, 09–29 mm SL, Kurio.



Fig. 511. *Eviota japonica* (KAUM-I. 11177, 18.8 mm SL).

Eviota melasma Lachner and Karnella, 1980

[Jpn name: Akahoshiisohaze]

Kuniyasu (1999): Kurio.

Eviota pellucida Larson, 1976

[Jpn name: Shiroobiisohaze]

Suzuki and Shibukawa (2004): Yaku-shima Island.

Eviota prasina (Klunzinger, 1871)

[Jpn name: Nan-youmidorihaze] (Fig. 512)

BSKU 96585, 18.5 mm SL, Yudomari; BSKU 96590, 14.6 mm SL, Yudomari; KAUM-I. 11176, 22.0 mm SL, Kurio; KAUM-I. 11374, 18.4 mm SL, Kurio; KAUM-I. 11375, 15.2 mm SL, Kurio; KAUM-I. 11392, 15.8 mm SL, Kurio; KAUM-I. 11395, 15.8 mm SL, Kurio; KAUM-I. 11415, 17.5 mm SL, Kurio; KAUM-I. 11416, 10.9 mm

SL, Kurio; KAUM-I. 20267, 17.1 mm SL, Kurio; KAUM-I. 21722, 17.8 mm SL, Kurio; KAUM-I. 21723, 17.4 mm SL, Kurio; KAUM-I. 21724, 13.5 mm SL, Kurio; KAUM-I. 21725, 15.5 mm SL, Kurio; KAUM-I. 21726, 23.2 mm SL, Kurio; KAUM-I. 21727, 16.7 mm SL, Kurio; KAUM-I. 21728, 14.0 mm SL, Kurio; KAUM-I. 21834, 20.0 mm SL, Kurio; KAUM-I. 21868, 10.9 mm SL, Kurio; KAUM-I. 23537, 15.9 mm SL, Kurio; KAUM-I. 23538, 19.1 mm SL, Kurio; KAUM-I. 23539, 17.2 mm SL, Kurio; KPM-NI 22532, 20.1 mm SL, Yudomari; KPM-NI 22533, 15.5 mm SL, Yudomari; NSMT-P 91383, 19.3 mm SL, Kurio; NSMT-P 91384, 4 specimens, 11.0–17.3 mm SL, Kurio; NSMT-P 91628, 3 specimens, 15.1–18.2 mm SL, Kurio; NSMT-P 91687, 58 specimens, 10.2–21.6 mm SL, Kurio.



Fig. 512. *Eviota prasina* (KPM-NI 22532, 20.1 mm SL).

Eviota sebreei Jordan and Seale, 1906

[Jpn name: Kurosujiiisohaze] (Fig. 513)

KPM-NI 22534, 14.5 mm SL, Yudomari.



Fig. 513. *Eviota sebreei* (KPM-NI 22534, 14.5 mm SL).

***Eviota* sp.**

[Jpn name: None] (Fig. 514)

BSKU 96579, 28.1 mm SL, Yudomari; KAUM-I. 20175, 15.7 mm SL, Yudomari; KPM-NI 22538, 18.7 mm SL, Yudomari.

Remarks: T. Suzuki of Amagasaki Senior High School has prepared the manuscript for this species as the first Japanese records, based on specimens from Iriomote-jima, Amami-oshima and Yaku-shima Islands.



Fig. 514. *Eviota* sp. (upper: KAUM-I. 20175, 15.7 mm SL; lower: KPM-NI 22538, 18.7 mm SL).

Exyrias puntang (Bleeker, 1851)

[Jpn name: Inkohaze] (Fig. 515)

BSKU 96625, 41.2 mm SL, mouth of Kurio River; BSKU 96876, 48.5 mm SL, Kurio; BSKU 96877, 26.5 mm SL, Kurio; BSKU 96878, 85.7 mm SL, Kurio; BSKU 96879, 19.5 mm SL, Kurio; KAUM-I. 20299, 33 mm SL, mouth of Kurio River; KAUM-I. 20300, 34.5 mm SL, mouth of Kurio River; KAUM-I. 20301, 32.2 mm SL, mouth of Kurio River; KAUM-I. 20317, 41.7 mm SL, mouth of Kurio River; KAUM-I. 20367, 36.9 mm SL, mouth of Kurio River; KAUM-I. 21604, 67.2 mm SL, mouth of Ambo River; KAUM-I. 21605, 68.8 mm SL, mouth of Ambo River; KAUM-I. 21606, 89.6 mm SL, mouth of Ambo River; KPM-NI 22563, 84.0 mm SL, mouth of Kurio River.



Fig. 515. *Exyrias puntang* (KAUM-I. 20301, 32.2 mm SL).

Favonigobius reichei (Bleeker, 1853)

[Jpn name: Minamihimehaze]

Suzuki and Shibukawa (2004): Yaku-shima Island.

***Feia* sp.**

[Jpn name: None]

Suzuki and Shibukawa (2004): Yaku-shima Island.

***Flabelligobius* sp. 1**

[Jpn name: Hotatetsunohaze] (Fig. 516)

Remarks: Same species with *Flabelligobius* sp. A of Suzuki and Shibukawa (2004).



Fig. 516. *Flabelligobius* sp. 1 (off Isso, 20 m, 14 July 2006, S. Harazaki).

***Flabelligobius* sp. 2**

[Jpn name: None] (Fig. 517)

Remarks: Probably same species with *Flabelligobius* sp. 4 of Suzuki and Shibukawa (2004).



Fig. 517. *Flabelligobius* sp. 2 (off Isso, 35 m, 15 Sept. 2007, S. Harazaki).

Fusigobius duospilus Hoese and Reader, 1985

[Jpn name: Sehoshisankakuhaze] (Fig. 518)

KAUM-I. 20278, 24.9 mm SL, Kurio;
KAUM-I. 20279, 30 mm SL, Kurio; KPM-NI
22550, 35.5 mm SL, Kurio.**Fig. 518.** *Fusigobius duospilus* (KPM-NI 22550, 35.5 mm SL).***Fusigobius gracilis*** (Randall, 2001)

[Jpn name: Sesujisankakuhaze]

Kuniyasu (1999, as *Fusigobius* sp.): Kurio.***Fusigobius humeralis*** (Randall, 2001)

[Jpn name: Kataboshisankakuhaze] (Fig. 519)

BSKU 96561, 24.5 mm SL, Yudomari;
KAUM-I. 20176, 14.8 mm SL, Yudomari;
KAUM-I. 20177, 21.7 mm SL, Yudomari;
KAUM-I. 20277, 23.3 mm SL, Kurio; KPM-NI
22524, 21.0 mm SL, Yudomari.**Fig. 519.** *Fusigobius humeralis* (KAUM-I. 20277, 23.3 mm SL).***Fusigobius inframaculatus*** (Randall, 1994)

[Jpn name: Hatatatesankakuhaze] (Fig. 520)

BSKU 96601, 47.6 mm SL, Kurio; KAUM-I.
20253, 42.7 mm SL, Kurio; KPM-NI 22549, 48.1
mm SL, Kurio.Ichikawa et al. (1992, as *Fusigobius longispinus*):
Yaku-shima Island. Kuniyasu (1999): Kurio.
Suzuki and Shibukawa (2004): Yaku-shima Is-
land.**Fig. 520.** *Fusigobius inframaculatus* (KPM-NI 22549, 48.1 mm SL).***Fusigobius neophytus*** (Günther, 1877)

[Jpn name: Sankakuhaze] (Fig. 521)

BSKU 96544, 40.7 mm SL, Yudomari; BSKU
96597, 22.9 mm SL, Yudomari; KAUM-I. 20140,
45.2 mm SL, Yudomari; KAUM-I. 20252, 47.7
mm SL, Kurio; KPM-NI 22512, 38.1 mm SL,
Yudomari.Ichikawa et al. (1992): Yaku-shima Island. Su-
zuki and Shibukawa (2004): Yaku-shima Island.**Fig. 521.** *Fusigobius neophytus* (KAUM-I. 20252, 47.7 mm SL).***Glossogobius biocellatus*** (Valenciennes)

[Jpn name: Hitomihaze] (Fig. 522)

BSKU 96626, 43.9 mm SL, mouth of Kurio
River; KAUM-I. 11508, 34.9 mm SL, mouth of
Miyanouura River; KAUM-I. 21590, 53.5 mm SL,
mouth of Ambo River; KAUM-I. 21591, 65.4
mm SL, mouth of Ambo River; KAUM-I. 21592,
68.8 mm SL, mouth of Ambo River; KPM-NI
22567, 37.5 mm SL, mouth of Kurio River.Remarks: This species has often been treated
as a member of *Psammogobius* (*P. biocellatus*).***Glossogobius circumspectus*** (Macleay, 1883)

[Jpn name: Sudareurohaze] (Fig. 523)

BSKU 96628, 44.4 mm SL, mouth of Kurio
River; BSKU 96880, 19.8 mm SL, Kurio; KAUM-
I. 20297, 40.6 mm SL, mouth of Kurio River.



Fig. 522. *Glossogobius biocellatus* (KAUM-I. 11508, 34.9 mm SL).



Fig. 523. *Glossogobius circumspectus* (KAUM-I. 20297, 40.6 mm SL).

Gnatholepis anjerensis (Bleeker, 1851)

[Jpn name: Omonhaze] (Fig. 524)

KAUM-I. 11181, 18.7 mm SL, Kurio; KAUM-I. 20169, 24 mm SL, Yudomari; KAUM-I. 20170, 17.1 mm SL, Yudomari; KAUM-I. 20171, 18.9 mm SL, Yudomari; KAUM-I. 21691, 49.1 mm SL, Kurio; KPM-NI 22522, 25.5 mm SL, Yudomari.

Ichikawa et al. (1992): Yaku-shima Island. Suzuki and Shibukawa (2004): Yaku-shima Island.



Fig. 524. *Gnatholepis anjerensis* (KPM-NI 22522, 25.5 mm SL).

Gnatholepis cauerensis cauerensis (Bleeker, 1853)

[Jpn name: Kataboshiomonhaze] (Fig. 525)

KAUM-I. 11305, 47.2 mm SL, Yudomari; KAUM-I. 11306, 47.1 mm SL, Yudomari; KAUM-I. 11595, 38.5 mm SL, Ambo; KAUM-I. 11601, 47.5 mm SL, Ambo; KAUM-I. 20222, 25.6 mm SL, Yudomari; KAUM-I. 20305, 16.1 mm SL, Kurio; KAUM-I. 20352, 27.6 mm SL,

Isso; KAUM-I. 20534, 55 mm SL, Yudomari; KPM-NI 22552, 33.9 mm SL, Kurio; KPM-NI 22576, 30.5 mm SL, Isso.

Kuniyasu (1999, as *Gnatholepis scapulostigma* (ma)): Kurio.

Remarks: *Gnatholepis scapulostigma* Herre, 1953 was recently recognized as a junior synonym of *Gnatholepis cauerensis cauerensis* by Randall and Greenfield (2001).



Fig. 525. *Gnatholepis cauerensis cauerensis* (KAUM-I. 11305, 47.2 mm SL).

Gobiodon atrangulatus Garman, 1903

[Jpn name: Seakakobanhaze] (Fig. 526)

BSKU 96613, 19.6 mm SL, Kurio.

Arai and Ida (1975): Kusugawa [five specimens (20–30 mm TL) were reported, but not found at NSMT]. Akihito et al. (2002): Yaku-shima Island. Suzuki and Shibukawa (2004): Yaku-shima Island.



Fig. 526. *Gobiodon atrangulatus* (BSKU 96613, 19.6 mm SL).

Gobiodon oculolineatus Wu, 1979

[Jpn name: Kumadorikobanhaze] (Fig. 527)

BSKU 96575, 19.3 mm SL, Yudomari.



Fig. 527. *Gobiodon oculolineatus* (BSKU 96575, 19.3 mm SL).

Gobiodon quinquestrigatus (Valenciennes, 1837)

[Jpn name: Futairosangohaze] (Fig. 528)

BSKU 96592, 16.3 mm SL, Yudomari; BSKU 96595, 23.4 mm SL, Yudomari; KAUM-I. 20182, 24.8 mm SL, Yudomari.

Arai and Ida (1975): Kusugawa (eight specimens were reported, but not found at NSMT). Suzuki and Shibukawa (2004): Yaku-shima Island.



Fig. 528. *Gobiodon quinquestrigatus* (BSKU 96595, 23.4 mm SL).

***Gobiodon* sp.**

[Jpn name: Akatenkobanhaze]

Arai and Ida (1975, as *Gobiodon rivulatus rivulatus*): Kusugawa (two specimens were reported, but not found at NSMT).

Gobiopsis arenaria (Snyder, 1908)

[Jpn name: Isagohaze] (Fig. 529)

KAUM-I. 11516, 23.6 mm SL, Ambo.



Fig. 529. *Gobiopsis arenaria* (KAUM-I. 11516, 23.6 mm SL).

Grallenia arenicola Shibukawa and Iwata, 2007

[Jpn name: Sazarehaze] (Fig. 530)

KAUM-I. 21840, 16.2 mm SL, Isso.

Remarks: This specimen is tentatively identified as *G. arenicola*, but further examination is needed.



Fig. 530. *Grallenia arenicola* (KAUM-I. 21840, 16.2 mm SL).

Gymnogobius petschiliensis (Rendahl, 1924)

[Jpn name: Sumiukigori] (Fig. 531)

NSMT-P 29120, 12 specimens, 42.5–65.7 mm SL, Yaku-shima Island; NSMT-P 29368, 53.2 mm SL, Yaku-shima Island.

Akihito et al. (2002, as *Gymnogobius* sp. 1): Yaku-shima Island. Yonezawa (2003c): Yaku-shima Island. Suzuki and Shibukawa (2004): Yaku-shima Island.



Fig. 531. *Gymnogobius petschiliensis* (NSMT-P 29120, 42.5 mm SL, preserved specimen).

Gymnogobius urotaenia (Hilgendorf 1879)

[Jpn name: Ukigori]

Ichikawa et al. (1992, as *Chaenogobius urotaenia*): Yaku-shima Island. Suzuki and Shibukawa (2004): Yaku-shima Island.

Istigobius decoratus (Herre, 1927)

[Jpn name: Hoshikazarihaze] (Fig. 532)

BSKU 96560, 29.1 mm SL, Yudomari; BSKU 96636, 64.5 mm SL, Isso; KAUM-I.11592, 71.5 mm SL, Ambo; KAUM-I. 11593, 58.9 mm SL, Ambo; KAUM-I. 11594, 34.3 mm SL, Ambo;

KAUM-I. 20138, 59.0 mm SL, Yudomari;
KAUM-I. 20221, 32.8 mm SL, Yudomari; KPM-
NI 22553, 24.0 mm SL, Kurio.

Ichikawa et al. (1992): Yaku-shima Island. Su-
zuki and Shibukawa (2004): Yaku-shima Island.



Fig. 532. *Istigobius decoratus* (KAUM-I.11592, 71.5 mm SL).

Istigobius ornatus (Rüppell, 1830)

[Jpn name: Kazarihaze] (Fig. 533)

NSMT-P 77569, 62.8 mm SL, Kurio.

Kuniyasu (1999): Kurio.



Fig. 533. *Istigobius ornatus* (NSMT-P 77569, 62.8 mm SL).

Istigobius rigilius (Herre, 1953)

[Jpn name: Madarakazarihaze]

Kuniyasu (1999): Kurio.

Lotilia graciliosa Klausewitz 1960

[Jpn name: Odorihaze] (Fig. 534)

Luciogobius guttatus Gill, 1859

[Jpn name: Mimizuhaze]

Suzuki and Shibukawa (2004): Yaku-shima
Island.

Luciogobius platycephalus Shiogaki and Dotsu, 1976

[Jpn name: Yarimimizuhaze] (Fig. 535)

KAUM-I. 11563, 34.2 mm SL, Ambo.



Fig. 534. *Lotilia graciliosa* (off Isso, 18 m, 25 June 2006, S. Harazaki).



Fig. 535. *Luciogobius platycephalus* (KAUM-I. 11563, 34.2 mm SL).

Luciogobius sp.

[Jpn name: None] (Fig. 536)

NSMT-P 29062, 2 specimens, 42.7–50.5 mm
SL, Kusugawa; NSMT-P 29101, 56.4 mm SL,
Isso; NSMT-P 29369, 42.1 mm SL, Kusugawa.

Suzuki and Shibukawa (2004, as *Luciogobius*
sp. 2): Yaku-shima Island.



Fig. 536. *Luciogobius* sp. (NSMT-P 29369, 42.1 mm SL, preserved specimen).

Oxyurichthys cornutus McCulloch and Waite, 1918

[Jpn name: Kamahirematsugehaze] (Fig. 537)

KPM-NI 22569, 32.2 mm SL, mouth of Kurio
River.



Fig. 537. *Oxyurichthys cornutus* (KPM-NI 22569, 32.2 mm SL).

***Pandaka* sp.**

[Jpn name: Gomahaze] (Fig. 538)

KAUM-I. 11213, 16.7 mm SL, Kurio; KAUM-I. 11506, 16.7 mm SL, mouth of Miyanoura River; KAUM-I. 11774, 17.8 mm SL, mouth of Miyanoura River; KAUM-I. 11775, 13.2 mm SL, mouth of Miyanoura River; KAUM-I. 11776, 16.5 mm SL, mouth of Miyanoura River; KAUM-I. 11777, 14.5 mm SL, mouth of Miyanoura River; KAUM-I. 11778, 15.9 mm SL, mouth of Miyanoura River; NSMT-P 29477, 4 specimens, 14.2–16.4 mm SL, mouth of Miyanoura River; NSMT-P 67099, 9 specimens, 9.4–12.2 mm SL, mouth of Kurio River; NSMT-P 67101, 36 specimens, 10.9–13.3 mm SL, mouth of Miyanoura River.

Ichikawa et al. (1992, as *Pandaka lidwilli*): Yaku-shima Island. Yonezawa (2003c, as *Pandaka lidwilli*): Yaku-shima Island. Mukai et al. (2004): 4 specimens, Yaku-shima Island (used for molecular analysis). Suzuki and Shibukawa (2004): Yaku-shima Island.

Remarks: These individuals appear to be the species identified as *Pandaka* sp. A of Suzuki and Shibukawa (2004).



Fig. 538. *Pandaka* sp. (KAUM-I. 11506, 16.7 mm SL).

***Paragobiodon echinocephalus* (Rüppell, 1830)**

[Jpn name: Darumahaze] (Fig. 539)

BSKU 96565, 24.3 mm SL, Yudomari.



Fig. 539. *Paragobiodon echinocephalus* (BSKU 96565, 24.3 mm SL).

***Paragobiodon lacunicolus* (Kendall and Goldsborough, 1911)**

[Jpn name: Pandadarumahaze] (Fig. 540)

BSKU 96591, 11.1 mm SL, Yudomari.



Fig. 540. *Paragobiodon lacunicolus* (upper: BSKU 96591, 11.1 mm SL; lower: off Isso, 6 m, 23 June 2006, S. Harazaki).

***Paragobiodon modestus* (Regan, 1908)**

[Jpn name: Yogoredarumahaze] (Fig. 541)

BSKU 96581, 12.0 mm SL, Yudomari; KAUM-I. 20172, 10.9 mm SL, Yudomari; KAUM-I. 20184, 11.1 mm SL, Yudomari; KPM-NI 22527, 11.1 mm SL, Yudomari.

***Paragobiodon xanthosoma* (Bleeker, 1852)**

[Jpn name: Akanedarumahaze] (Fig. 542)



Fig. 541. *Paragobiodon modestus* (BSKU 96581, 12.0 mm SL).



Fig. 542. *Paragobiodon xanthosoma* (off Isso, 10 m, 4 Sept. 2006, S. Harazaki).

Periophthalmus argentilineatus Valenciennes, 1837
[Jpn name: Minamitobihaze] (Fig. 543)

KAUM-I. 20308, 36.1 mm SL, mouth of Kurio River.

Yonezawa (2003c): Yaku-shima Island. Suzuki and Shibukawa (2004): Yaku-shima Island.



Fig. 543. *Periophthalmus argentilineatus* (KAUM-I. 20308, 36.1 mm SL).

Pleurosicya micheli Fourmanoir, 1971
[Jpn name: Akasujimitakehaze] (Fig. 544)

KAUM-I. 21782, 19.8 mm SL, Kurio.

Pleurosicya mossambica Smith, 1959
[Jpn name: Seboshiumitakehaze] (Fig. 545)

BSKU 96584, 13.1 mm SL, Yudomari; BSKU 96607, 20.5 mm SL, Kurio; KAUM-I. 20168, 13.6 mm SL, Yudomari.

Kuniyasu (1999): Kurio.



Fig. 544. *Pleurosicya micheli* (KAUM-I. 21782, 19.8 mm SL).



Fig. 545. *Pleurosicya mossambica* (BSKU 96607, 20.5 mm SL).

Priolepis cincta (Regan, 1908)

[Jpn name: Benkeihaze] (Fig. 546)

BSKU 96669, 40.6 mm SL, Kurio; BSKU 96670, 40.1 mm SL, Kurio; FRLM 34682, 36.9 mm SL, Kurio; KAUM-I. 11187, 40.5 mm SL, Kurio; KAUM-I. 11371, 49.9 mm SL, Kurio; KAUM-I. 11437, 29.3 mm SL, Kurio; KAUM-I. 20287, 40.2 mm SL, Kurio; KAUM-I. 20294, 21.7 mm SL, Yudomari; KAUM-I. 20539, 35.8 mm SL, Yudomari; KPM-NI 22556, 19.6 mm SL, Kurio; MUFS 25602, 43.7 mm SL, Kurio; MUFS 25603, 48.9 mm SL, Kurio; MUFS 25604, 53.3 mm SL, Kurio; NSMT-P 91616, 29 mm SL, Kurio; NSMT-P 91675, 6 specimens, 31–49 mm SL, Kurio.

Arai and Ida (1975, as *Quisquilius eugenius*, Benkeihaze): NSMT-P 58110, 34.0 mm SL, Kusugawa; NSMT-P 58114, 45.9 mm SL, Kusugawa.



Fig. 546. *Priolepis cincta* (KAUM-I. 20287, 40.2 mm SL).

Priolepis fallacineta Winterbottom and Burridge, 1993
[Jpn name: Kobenkeihaze] (Fig. 547)
KPM-NI 22504, 12.2 mm SL, Yudomari.



Fig. 547. *Priolepis fallacineta* (KPM-NI 22504, 12.2 mm SL).

Priolepis inhaca (Smith, 1949)
[Jpn name: Amimebenkeihaze] (Fig. 548)
KAUM-I. 20295, 10.7 mm SL, Yudomari;
KPM-NI 22537, 18.3 mm SL, Yudomari.



Fig. 548. *Priolepis inhaca* (KPM-NI 22537, 18.3 mm SL).

Priolepis nocturna (Smith, 1957)
[Jpn name: Izayoibenkeihaze] (Fig. 549)



Fig. 549. *Priolepis nocturna* (off Isso, 20 m, 8 Nov. 2008, S. Harazaki).

Priolepis semidoliata (Valenciennes, 1837)
[Jpn name: Irezumihaze] (Fig. 550)
BSKU 96559, 21.2 mm SL, Yudomari; BSKU
96569, 15.8 mm SL, Yudomari; KAUM-I. 20167,
20.2 mm SL, Yudomari; KAUM-I. 20223, 18.8

mm SL, Yudomari; KAUM-I. 20224, 21.2 mm
SL, Yudomari; KAUM-I. 20225, 17.1 mm SL,
Yudomari; KAUM-I. 20291, 13.3 mm SL, Yu-
domari; KAUM-I. 20292, 14.3 mm SL, Yudo-
mari; KAUM-I. 20293, 10.3 mm SL, Yudo-
mari; KAUM-I. 21696, 25.7 mm SL, Kurio; KAUM-I.
21866, 16.1 mm SL, Kurio; KPM-NI 22521, 19.4
mm SL, Yudomari; MUFS 25620, 17.1 mm SL,
Kurio.

Arai and Ida (1975): Kusugawa [three speci-
mens (24–39 mm TL) were reported, but not
found at NSMT]. Suzuki and Shibukawa (2004):
Yaku-shima Island.



Fig. 550. *Priolepis semidoliata* (BSKU 96559, 21.2 mm SL).

Redigobius bikolanus (Herre, 1927)
[Jpn name: Hinahaze] (Fig. 551)

KAUM-I. 11507, 20.0 mm SL, mouth of Mi-
yanoura River; KAUM-I. 11549, 29.7 mm SL,
Ambo; KAUM-I. 11564, 30.9 mm SL, Ambo;
KAUM-I. 17850, 15.2 mm SL, mouth of Isso
River; KAUM-I. 20326, 14.3 mm SL, mouth
of Kurio River; KAUM-I. 21607, 27.6 mm SL,
mouth of Ambo River; KAUM-I. 21608, 25.8 mm
SL, mouth of Ambo River; KAUM-I. 21609, 25.4
mm SL, mouth of Ambo River; KAUM-I. 21610,
25.5 mm SL, mouth of Ambo River; KAUM-I.
21611, 23.4 mm SL, mouth of Ambo River;
KAUM-I. 21612, 12.3 mm SL, mouth of Ambo
River; KPM-NI 22570, 16.3 mm SL, mouth of
Kurio River.

Rhinogobius giurinus (Rutter, 1897)
[Jpn name: Gokurakuhaze] (Fig. 552)

KAUM-I. 11714, 45.3 mm SL, mouth of Mi-
yanoura River; KAUM-I. 11716, 35.7 mm SL,
mouth of Miyanoura River; KAUM-I. 15463,



Fig. 551. *Redigobius bikolanus* (KAUM-I. 11507, 20.0 mm SL).

59.3 mm SL, Yaku-shima Island; KAUM-I. 15471, 27.5 mm SL, Yaku-shima Island; KAUM-I. 21595, 58.0 mm SL, mouth of Ambo River; NSMT-P 77780, 50.8 mm SL, mouth of Ambo River; NSMT-P 77781, 78.5 mm SL, mouth of Ambo River; NSMT-P 77782, 68.4 mm SL, mouth of Ambo River; NSMT-P 77783, 54.5 mm SL, mouth of Ambo River; NSMT-P 77784, 62.3 mm SL, mouth of Ambo River; NSMT-P 77785, 59.0 mm SL, mouth of Ambo River; NSMT-P 77786, 58.3 mm SL, mouth of Ambo River; NSMT-P 77787, 58.5 mm SL, mouth of Ambo River; NSMT-P 77788, 56.4 mm SL, mouth of Ambo River; NSMT-P 77789, 54.6 mm SL, mouth of Ambo River; NSMT-P 77790, 66.2 mm SL, mouth of Ambo River; NSMT-P 77791, 54.7 mm SL, mouth of Ambo River; NSMT-P 77792, 53.5 mm SL, mouth of Ambo River; NSMT-P 77793, 50.8 mm SL, mouth of Ambo River; NSMT-P 77794, 80.8 mm SL, mouth of Ambo River; NSMT-P 77795, 71.6 mm SL, mouth of Kurio River; NSMT-P 77796, 60.9 mm SL, mouth of Kurio River; NSMT-P 77797, 67.3 mm SL, mouth of Kurio River; NSMT-P 77798, 62.2 mm SL, mouth of Kurio River; NSMT-P 77799, 56.6 mm SL, mouth of Kurio River; NSMT-P 77800, 57.9 mm SL, mouth of Kurio River; NSMT-P 77801, 46.3 mm SL, mouth of Kurio River;.

Jordan and Starks (1906, as *Rhinogobius hadropterus*): numerous specimens, but their whereabouts unknown, mouth of Miyanoura River.



Fig. 552. *Rhinogobius giurinus* (NSMT-P 77799, 56.6 mm SL).

Rhinogobius sp. DA

[Jpn name: Kuroyoshinobori] (Fig. 553)

KAUM-I. 11120, 25.5 mm SL, Matsumine; KAUM-I. 11121, 30.6 mm SL, Matsumine; KAUM-I. 11543, 43.9 mm SL, Ambo; KAUM-I. 11544, 40.2 mm SL, Ambo; KAUM-I. 11545, 41.5 mm SL, Ambo; KAUM-I. 11546, 44.3 mm SL, Ambo; KAUM-I. 11547, 33.7 mm SL, Ambo; KAUM-I. 11548, 60.0 mm SL, Ambo; KAUM-I. 11566, 50.4 mm SL, Ambo; KAUM-I. 11567, 56.1 mm SL, Ambo; KAUM-I. 11568, 39.3 mm SL, Ambo; MUFS 25439, 28.3 mm SL, Matsumine.



Fig. 553. *Rhinogobius* sp. DA (KAUM-I. 11543, 43.9 mm SL).

Stiphodon percnopterygionus Watson and Chen, 1998

[Jpn name: Nan-youbouzuhaze] (Fig. 554)

KAUM-I. 11542, 24.2 mm SL, Ambo; KAUM-I. 11565, 49.0 mm SL, Ambo.



Fig. 554. *Stiphodon percnopterygionus* (KAUM-I. 11542, 24.2 mm SL).

Stonogobiops nematodes Hoese and Randall, 1982

[Jpn name: Hirenaganejirimbo] (Fig. 555)

Sueviota sp.

[Jpn name: None] (Fig. 556)

KPM-NI 22560, 15.0 mm SL, Kurio.

Remarks: This specimen was identified as *Sueviota* sp. 1 of Suzuki and Shibukawa (2004).



Fig. 555. *Stonogobiops nematodes* (off Isso, 30 m, 25 Aug. 2006, S. Harazaki).



Fig. 556. *Sueviota* sp. (KPM-NI 22560, 15.0 mm SL).



Fig. 557. *Tridentiger kuroiwae* (KAUM-I. 21596, 81.4 mm SL, preserved specimen).



Fig. 558. *Trimma anaima* (off Isso, 30 m, 29 Apr. 2009, S. Harazaki).

***Tridentiger kuroiwae* Jordan and Tanaka, 1927**

[Jpn name: Naganogori] (Fig. 557)

KAUM-I. 11694, 70.0 mm SL, mouth of Miyanoura River; KAUM-I. 11706, 44.2 mm SL, mouth of Miyanoura River; KAUM-I. 11707, 40.9 mm SL, mouth of Miyanoura River; KAUM-I. 11708, 54.4 mm SL, mouth of Miyanoura River; KAUM-I. 11709, 57.4 mm SL, mouth of Miyanoura River; KAUM-I. 11710, 40.9 mm SL, mouth of Miyanoura River; KAUM-I. 11711, 70.1 mm SL, mouth of Miyanoura River; KAUM-I. 11712, 38.7 mm SL, mouth of Miyanoura River; KAUM-I. 11713, 29.8 mm SL, mouth of Miyanoura River; KAUM-I. 21596, 81.4 mm SL, mouth of Ambo River; KAUM-I. 21602, 48.4 mm SL, mouth of Ambo River; KAUM-I. 23528, 79.9 mm SL, mouth of Ambo River; KAUM-I. 23529, 66.3 mm SL, mouth of Ambo River.

Yonezawa (2003c): Yaku-shima Island. Suzuki and Shibukawa (2004): Yaku-shima Island.

***Trimma anaima* Winterbottom, 2000**

[Jpn name: Himeniramibenihaze] (Fig. 558)

***Trimma annosum* Winterbottom, 2003**

[Jpn name: Pegasusubeni-haze] (Fig. 559)

BSKU 96583, 16.1 mm SL, Yudomari; KAUM-I. 20306, 16.3 mm SL, Kurio; KPM-NI 22520, 21.5 mm SL, Yudomari.

Remarks: Suzuki et al. (2008) reported *T. annosum* from Iriomote-jima and Hachijo-jima Islands as the first Japanese records for the species.



Fig. 559. *Trimma annosum* (KPM-NI 22520, 21.5 mm SL).

***Trimma caesiura* Jordan and Seale, 1906**

[Jpn name: Benihaze] (Fig. 560)

KAUM-I. 11436, 26.9 mm SL, Kurio.



Fig. 560. *Trimma caesiura* (KAUM-I. 11436, 26.9 mm SL).

Trimma macrophthalmma (Tomiyama, 1936)

[Jpn name: Omehaze]

Kuniyasu (1999): Kurio.

Trimma naudei Smith, 1957

[Jpn name: Chigobenihaze] (Fig. 561)

BSKU 96614, 12.7 mm SL, Kurio.



Fig. 561. *Trimma naudei* (BSKU 96614, 12.7 mm SL).

Trimma okinawae (Aoyagi, 1949)

[Jpn name: Okinawabenhaze] (Fig. 562)

KAUM-I. 20040, 22.9 mm SL, Yudomari.

Kuniyasu (1999): Kurio.



Fig. 562. *Trimma okinawae* (KAUM-I. 20040, 22.9 mm SL).

Trimma stobbsi Winterbottom, 2001

[Jpn name: None] (Fig. 563)



Fig. 563. *Trimma stobbsi* (off Isso, 25 m, 3 Dec. 2007, S. Harazaki).

Trimma tevegae Cohen and Davis, 1969

[Jpn name: Aogihaze] (Fig. 564)

BSKU 96612, 28.3 mm SL, Kurio.

Remarks: *T. caudomaculata* Yoshino and Araga, 1975 is a junior synonym of *T. tevegae*.



Fig. 564. *Trimma tevegae* (BSKU 96612, 28.3 mm SL).

Trimma sp. 1

[Jpn name: None] (Fig. 565)

BSKU 96608, 18.7 mm SL, Kurio; KAUM-I. 20307, 12.3 mm SL, Kurio; KAUM-I. 20314, 10.8 mm SL, Kurio; KAUM-I. 20315, 9.4 mm SL, Kurio; KPM-NI 22559, 20.1 mm SL, Kurio.

Remarks: These individuals appear to be the species identified as *Trimma* sp. 2 of Suzuki and Shibukawa (2004). D. Hoese at the Australian Museum, Sydney, has prepared a manuscript for this undescribed species.



Fig. 565. *Trimma* sp. 1 (upper: KPM-NI 22559, 20.1 mm SL; lower: off Isso, 10 m, 19 Jan. 2010, S. Harazaki).

***Trimmatom* sp. 1**

[Jpn name: None] (Fig. 566)

BSKU 96639, 15.1 mm SL, Isso; BSKU 96656, 19.8 mm SL, Isso; BSKU 96660, 9.8 mm SL, Isso; BSKU 96661, 13.6 mm SL, Isso.

Suzuki and Shibukawa (2004, as *Trimmatom* sp. A): Yaku-shima Island.

Remarks: These individuals appear to be the species identified as *Trimmatom* sp. A of Suzuki and Shibukawa (2004).



Fig. 566. *Trimmatom* sp. 1 (BSKU 96639, 15.1 mm SL).

***Trimmatom* sp. 2**

[Jpn name: None] (Fig. 567)

KPM-NI 22561, 12.9 mm SL, Kurio; KPM-NI 22562, 10.7 mm SL, Kurio.

Remarks: T. Suzuki of Amagasaki Senior High School is studying this species on the basis of specimens from Iriomote-jima and Yaku-shima Islands.




Fig. 567. *Trimmatom* sp. 2 (upper: KPM-NI 22562, 10.7 mm SL; lower: KPM-NI 22561, 12.9 mm SL).

***Valenciennesa longipinnis* (Lay and Bennett, 1839)**

[Jpn name: Sazanamihaze] (Fig. 568)

KAUM-I. 11596, 132.1 mm SL, Ambo; KAUM-I. 21755, 19.7 mm SL, Kurio.



Fig. 568. *Valenciennesa longipinnis* (KAUM-I. 11596, 132.1 mm SL).

***Valenciennesa sexguttata* (Valenciennes, 1837)**

[Jpn name: Mizutamahaze]

Kuniyasu (1999): Kurio.

***Valenciennesa strigata* (Broussonet, 1782)**

[Jpn name: Akahachihaze]

Ichikawa et al. (1992): Yaku-shima Island. Kuniyasu (1999): Kurio. Suzuki and Shibukawa (2004): Yaku-shima Island.

***Vanderhorstia* sp.**

[Jpn name: None] (Fig. 569)

Remarks: The photographed individuals appears to be the same species with Randall (2007)'s *Vanderhorstia* sp. (fig. 1, BPBM 36706, 33 mm SL, Bali, Indonesia).



Fig. 569. *Vanderhorstia* sp. (off Isso, 12 m, 2 Oct. 2007, S. Harazaki).

FAMILY MICRODESMIDAE

Navigobius dewa Hoses and Motomura, 2009

[Jpn name: None] (Fig. 570)

Remarks: This species was described on the basis of three specimens from Kagoshima Bay, Kyushu, Japan, and also reported from Amami-oshima Island (underwater observation). Figure 570 represents the first record of the species from Yaku-shima Island.



Fig. 570. *Navigobius dewa* (off Nagata, 45 m, 19 Nov. 2009, S. Harazaki).

Nemateleotris decora Randall and Allen, 1973

[Jpn name: Akebonohaze] (Fig. 571)

Nemateleotris magnifica Fowler, 1938

[Jpn name: Hatatatehaze]

Ichikawa et al. (1992): Yaku-shima Island. Kuniyasu (1999): Kurio. Suzuki and Shibukawa (2004): Yaku-shima Island.

Parioglossus dotui Tomiyama, 1958

[Jpn name: Satsukihaze] (Fig. 572)

KAUM-I. 11515, 29.4 mm SL, Ambo; KAUM-I. 11717, 25.0 mm SL, MB; KAUM-I. 11718, 24.5 mm SL, mouth of Miyanoura River;



Fig. 571. *Nemateleotris decora* (off Nagata, 35 m, 16 May 2008, S. Harazaki).

KAUM-I. 11719, 24.5 mm SL, mouth of Miyanoura River; KAUM-I. 11720, 23.0 mm SL, mouth of Miyanoura River; KAUM-I. 11721, 23.8 mm SL, mouth of Miyanoura River; KAUM-I. 11722, 23.7 mm SL, mouth of Miyanoura River; KAUM-I. 11723, 25.3 mm SL, mouth of Miyanoura River; KAUM-I. 11724, 17.9 mm SL, mouth of Miyanoura River; KAUM-I. 11725, 23.5 mm SL, mouth of Miyanoura River; KAUM-I. 11726, 20.7 mm SL, mouth of Miyanoura River; KAUM-I. 11727, 22.4 mm SL, mouth of Miyanoura River; KAUM-I. 11767, 30.5 mm SL, Nagakubo; KAUM-I. 21613, 22.5 mm SL, mouth of Ambo River; KAUM-I. 21614, 19.5 mm SL, mouth of Ambo River; KAUM-I. 21615, 23.7 mm SL, mouth of Ambo River.

Ichikawa et al. (1992): Yaku-shima Island.



Fig. 572. *Parioglossus dotui* (KAUM-I. 11515, 29.4 mm SL).

Ptereleotris evides (Jordan and Hubbs, 1925)

[Jpn name: Kuroyurihaze]

Ichikawa et al. (1992): Yaku-shima Island.
Kuniyasu (1999): Kurio.

Ptereleotris grammica grammica Randall and Lubbock, 1982

[Jpn name: Sujikuroyurihaze] (Fig. 573)



Fig. 573. *Ptereleotris grammica grammica* (off Nagata, 45 m, 19 Nov. 2009, S. Harazaki).

Ptereleotris hanae (Jordan and Snyder, 1901)

[Jpn name: Hanahaze]

Ichikawa et al. (1992): Yaku-shima Island.

Ptereleotris heteroptera (Bleeker, 1855)

[Jpn name: Ogurokuroyurihaze] (Fig. 574)

BSKU 96615, 35.0 mm SL, Kurio.



Fig. 574. *Ptereleotris heteroptera* (BSKU 96615, 35.0 mm SL).

FAMILY EPHIPPIDAE

Platax orbicularis (Forsskål, 1775)

[Jpn name: Nan-yotsubameuo] (Fig. 575)

KAUM-I. 11360, 54.3 mm SL, Kurio.

Ichikawa et al. (1992): Yaku-shima Island.
MOSC (2002): Isso and Kurio.

Platax teira (Forsskål, 1775)

[Jpn name: Tsubameuo] (Fig. 576)

NSMT-P 77658, 216.0 mm SL, Miyanoura.

Ichikawa et al. (1992): Yaku-shima Island.



Fig. 575. *Platax orbicularis* (KAUM-I. 11360, 54.3 mm SL).



Fig. 576. *Platax teira* (NSMT-P 77658, 216.0 mm SL).

FAMILY SCATOPHAGIDAE

Scatophagus argus (Linnaeus, 1766)

[Jpn name: Kurohoshimanjyudai] (Fig. 577)

KAUM-I. 21734, 20.2 mm SL, Kurio.



Fig. 577. *Scatophagus argus* (KAUM-I. 21734, 20.2 mm SL).

FAMILY SIGANIDAE

Siganus argenteus (Quoy and Gaimard, 1825)

[Jpn name: Hanaaigo] (Fig. 578)

NSMT-P 77638, 268.0 mm SL, Kurio.

Ichikawa et al. (1992): Yaku-shima Island.

Kuniyasu (1999): Kurio.



Fig. 578. *Siganus argenteus* (NSMT-P 77638, 268.0 mm SL).

Siganus fuscescens (Houttuyn, 1782)

[Jpn name: Aigo]

Ichikawa et al. (1992): Yaku-shima Island.

Remarks: Ichikawa et al. (1992) mentioned their *Siganus fuscescens* might be *Siganus canaliculatus* (Park, 1797).

Siganus spinus (Linnaeus, 1758)

[Jpn name: Amiaigo]

Ichikawa et al. (1992): Yaku-shima Island.

Kuniyasu (1999): Kurio.

Siganus vermiculatus (Valenciennes, 1835)

[Jpn name: Mushikuaigo]

Kuniyasu (1999): Kurio.

Siganus woodlandi Randall and Kulbicki, 2005

[Jpn name: Sedakahanaaigo] (Fig. 579)

NSMT-P 91950, 321.0 mm SL, Kurio.

Kuniyasu (1999, as *Siganus* sp.): Kurio.



Fig. 579. *Siganus woodlandi* (NSMT-P 91950, 321.0 mm SL).

FAMILY ZANCLIDAE

Zanclus cornutus (Linnaeus, 1758)

[Jpn name: Tsunodashi] (Fig. 580)

FRLM 34711, 67.1 mm SL, Yudomari; KAUM-I. 11198, 106.4 mm SL, Kurio; KAUM-I. 20097, 74.4 mm SL, Yudomari; KAUM-I. 20098, 77.9 mm SL, Yudomari; KAUM-I. 20099, 70.3 mm SL, Yudomari; KAUM-I. 20100, 71.2 mm SL, Yudomari; KAUM-I. 20101, 79.3 mm SL, Yudomari; NSMT-P 77579, 111 mm SL, Nagata; NSMT-P 91353, 2 specimens, 59–60 mm SL, Yudomari.

Ichikawa et al. (1992): Yaku-shima Island.

Kuniyasu (1999): Kurio. MOSC (2002): Isso and Kurio.

FAMILY ACANTHURIDAE

Acanthurus bariene Lesson, 1831

[Jpn name: Kanranhagi]

Ichikawa et al. (1992): Yaku-shima Island.



Fig. 580. *Zanclus cornutus* (KAUM-I. 11198, 106.4 mm SL).

Acanthurus blochii Valenciennes, 1835

[Jpn name: Osujikurohagi]

Kuniyasu (1999): Kurio.

Acanthurus dussumieri Valenciennes, 1835

[Jpn name: Nisekanranhagi] (Fig. 581)

FRLM 34712, 160.5 mm SL, WP; FRLM 34719, 257.0 mm SL, WP; KAUM-I. 11270, 79.8 mm SL, Yudomari; KAUM-I. 11588, 87.2 mm SL, Ambo; KAUM-I. 21777, 54.2 mm SL, Kurio; NSMT-P 77661, 224 mm SL, Miyanoura; NSMT-P 91588, 37 mm SL, Yudomari; NSMT-P 91589, 3 specimens, 84–98 mm SL, Yudomari.

Ichikawa et al. (1992): Yaku-shima Island. Kuniyasu (1999): Kurio.

Acanthurus leucopareius (Jenkins, 1903)

[Jpn name: Sujikurohagi]

Ichikawa et al. (1992): Yaku-shima Island. Kuniyasu (1999): Kurio.

Acanthurus lineatus (Linnaeus, 1758)

[Jpn name: Nijihagi]

Ichikawa et al. (1992): Yaku-shima Island. Kuniyasu (1999): Kurio.



Fig. 581. *Acanthurus dussumieri* (KAUM-I. 21777, 54.2 mm SL).

Acanthurus maculiceps (Ahl, 1923)

[Jpn name: Irezuminiza]

Arai and Ida (1975): Kusugawa [one specimen (90 mm TL) was reported, but not found at NSMT]. Ichikawa et al. (1992): Yaku-shima Island.

Acanthurus mata Cuvier, 1829

[Jpn name: Hiraniza]

Ichikawa et al. (1992, as *Acanthurus bleekeri*): Yaku-shima Island. Kuniyasu (1999): Kurio.

Acanthurus nigricans (Linnaeus, 1758)

[Jpn name: Meganekurohagi]

Ichikawa et al. (1992, as *Acanthurus glaucopareius*): Yaku-shima Island.

Acanthurus nigricauda Duncker and Mohr, 1929

[Jpn name: Kuromontsuki]

Kuniyasu (1999): Kurio.

Acanthurus nigrofuscus (Forsskål, 1775)

[Jpn name: Naganiza] (Fig. 582)

KAUM-I. 11280, 66.7 mm SL, Yudomari; KAUM-I. 11348, 69.1 mm SL, Kurio; MUFS 25571, 69.3 mm SL, Kurio.

Ichikawa et al. (1992): Yaku-shima Island. Kuniyasu (1999): Kurio.

Acanthurus olivaceus Bloch and Schneider, 1801

[Jpn name: Montsukihagi] (Fig. 583)

NSMT-P 77643, 263.0 mm SL, Kurio.

Ichikawa et al. (1992): Yaku-shima Island. Kuniyasu (1999): Kurio. MOSC (2002): Isso, Ambo and Kurio.



Fig. 582. *Acanthurus nigrofuscus* (KAUM-I. 11280, 66.7 mm SL).



Fig. 584. *Acanthurus triostegus* (KAUM-I. 11268, 56.4 mm SL).



Fig. 583. *Acanthurus olivaceus* (NSMT-P 77643, 263.0 mm SL).

Acanthurus pyroferus Kittlitz, 1834

[Jpn name: Kuroguchiniza]

Ichikawa et al. (1992): Yaku-shima Island.
Kuniyasu (1999): Kurio.

Acanthurus triostegus (Linnaeus, 1758)

[Jpn name: Shimahagi] (Fig. 584)

FRLM 34676, 46.0 mm SL, Kurio; FRLM 34681, 29.2 mm SL, Kurio; KAUM-I. 11170, 44.7 mm SL, Kurio; KAUM-I. 11268, 56.4 mm SL, Yudomari; KAUM-I. 11611, 57.4 mm SL, Ambo; KAUM-I. 21877, 39.3 mm SL, Kurio; KAUM-I. 21878, 45.8 mm SL, Kurio; KAUM-I. 21879, 46.2 mm SL, Kurio; NSMT-P 91587, 43 mm SL, Yudomari; NSMT-P 91656, 2 specimens, 27–58 mm SL, Kurio.

Arai and Ida (1975): NSMT-P 58115, 46.1 mm SL, Kusugawa. Ichikawa et al. (1992): Yaku-shima Island. Kuniyasu (1999): Kurio.

Acanthurus xanthopterus Valenciennes, 1835

[Jpn name: Kurohagi]

Ichikawa et al. (1992): Yaku-shima Island.

Ctenochaetus binotatus Randall, 1955

[Jpn name: Kokutensazanamihagi]

Ichikawa et al. (1992): Yaku-shima Island.
Kuniyasu (1999): Kurio.

Ctenochaetus striatus (Quoy and Gaimard, 1825)

[Jpn name: Sazanamihagi] (Fig. 585)

KAUM-I. 11281, 57.4 mm SL, Yudomari;
KAUM-I. 11350, 59.8 mm SL, Kurio; MUFS 25611, 55.3 mm SL, Kurio.

Ichikawa et al. (1992): Yaku-shima Island.
Kuniyasu (1999): Kurio.



Fig. 585. *Ctenochaetus striatus* (KAUM-I. 11281, 57.4 mm SL).

Naso annulatus (Quoy and Gaimard, 1825)

[Jpn name: Himetenguhagi]

Kuniyasu (1999): Kurio.

Naso brachycentron (Valenciennes, 1835)

[Jpn name: Onitenguhagi]

Ichikawa et al. (1992): Yaku-shima Island.
Kuniyasu (1999): Kurio.***Naso brevirostris*** (Cuvier, 1829)

[Jpn name: Tsumaritenguhagi]

Kuniyasu (1999): Kurio.

Naso hexacanthus (Bleeker, 1855)

[Jpn name: Tenguhagimodoki]

Ichikawa et al. (1992): Yaku-shima Island.
Kuniyasu (1999): Kurio.***Naso lituratus*** (Forster, 1801)

[Jpn name: Miyakotenguhagi]

Ichikawa et al. (1992): Yaku-shima Island.
Kuniyasu (1999): Kurio.***Naso lopezi*** Herre, 1927

[Jpn name: Nagatenguhagimodoki]

Kuniyasu (1999): Kurio.

Naso maculatus Randall and Struhsaker, 1981

[Jpn name: Gomatenguhagimodoki]

Ichikawa et al. (1992): Yaku-shima Island.

Naso unicornis (Forsskål, 1775)

[Jpn name: Tenguhagi] (Fig. 586)

KAUM-I. 11598, 398.2 mm SL, Ambo; NSMT-P 77581, 330.0 mm SL, Nagata.

Ichikawa et al. (1992): Yaku-shima Island.
Kuniyasu (1999): Kurio.***Paracanthurus hepatus*** (Linnaeus, 1766)

[Jpn name: Nan-youhagi]

Ichikawa et al. (1992): Yaku-shima Island.

Prionurus scalprum Valenciennes, 1835

[Jpn name: Nizadai] (Fig. 587)

KAUM-I. 11167, 60.7 mm SL, Kurio;
KAUM-I. 11263, 93.4 mm SL, Yudomari;
KAUM-I. 11349, 66.8 mm SL, Kurio; KAUM-I.
11610, 80.0 mm SL, Ambo; KAUM-I. 20081,
116.7 mm SL, Yudomari; KAUM-I. 21674, 57.5
mm SL, Kurio; KAUM-I. 21675, 49.6 mm SL,
Kurio; KAUM-I. 21880, 66.6 mm SL, Kurio;
KAUM-I. 21881, 51.3 mm SL, Kurio; KAUM-**Fig. 586.** *Naso unicornis* (upper: NSMT-P 77581, 330.0 mm SL; lower: KAUM-I. 11598, 398.2 mm SL).I. 21882, 45.1 mm SL, Kurio; KAUM-I. 21883,
44.5 mm SL, Kurio; NSMT-P 77635, 382.0 mm
SL, Miyanoura.Arai and Ida (1975, as *Prionurus microlepi-*
dotus): Kusugawa (four specimens were reported,
but not found at NSMT). Ichikawa et al. (1992):
Yaku-shima Island. Kuniyasu (1999): Kurio.**Fig. 587.** *Prionurus scalprum* (upper: KAUM-I. 11167,
60.7 mm SL; lower: NSMT-P 77635, 382.0 mm SL).

Zebrasoma scopas (Cuvier, 1829)

[Jpn name: Gomahagi] (Fig. 588)

Ichikawa et al. (1992): Yaku-shima Island.



Fig. 588. *Zebrasoma scopas* (off Isso, 6 m, 17 Jan. 2010, S. Harazaki).

Zebrasoma veliferum (Bloch, 1795)

[Jpn name: Hirenahagagi] (Fig. 589)

NSMT-P 77640, 280.0 mm SL, Kurio.

Ichikawa et al. (1992): Yaku-shima Island.

Kuniyasu (1999): Kurio.



Fig. 589. *Zebrasoma veliferum* (NSMT-P 77640, 280.0 mm SL).

FAMILY SPHYRAENIDAE

Sphyaena barracuda (Edwards, 1771)

[Jpn name: Onikamasu] (Fig. 590)

KAUM-I. 11407, 21.1 mm SL, Kurio Beach;
KAUM-I. 11505, 47.6 mm SL, mouth of Miyanoura River;
KAUM-I. 25230, 260.5 mm SL, mouth of Miyanoura River;
KPM-NI 24272, 218.0 mm SL, mouth of Nagata River.

Ichikawa et al. (1992): Yaku-shima Island.



Fig. 590. *Sphyaena barracuda* (upper: KAUM-I. 11505, 47.6 mm SL; lower: KAUM-I. 25230, 260.5 mm SL).

Sphyaena flavicauda Rüppell, 1838

[Jpn name: Taiwankamasu] (Fig. 591)

KPM-NI 24955, 283.0 mm SL, mouth of Ambo River;
NSMT-P 77645, 277 mm SL, mouth of Kurio River;
NSMT-P 77646, 278 mm SL, mouth of Kurio River;
NSMT-P 77647, 313 mm SL, mouth of Kurio River.

Ichikawa et al. (1992): Yaku-shima Island.



Fig. 591. *Sphyaena flavicauda* (KPM-NI 24955, 283.0 mm SL).

Sphyaena pinguis Günther, 1874

[Jpn name: Akakamasu]

Ichikawa et al. (1992, as *Sphyaena obtusata*):
Yaku-shima Island.

SCOMBRIDAE

Acanthocybium solandri (Cuvier, 1832)

[Jpn name: Kamasusawara]

Ichikawa et al. (1992): Yaku-shima Island.

Auxis rochei rochei (Risso, 1810)

[Jpn name: Marusoda]

Ichikawa et al. (1992, as *Auxis rochei*): Yaku-shima Island.*Auxis thazard thazard* (Lacepède, 1800)

[Jpn name: Hirasoda]

Ichikawa et al. (1992, as *Auxis thazard*): Yaku-shima Island.*Euthynnus affinis* (Cantor, 1849)

[Jpn name: Suma]

Ichikawa et al. (1992): Yaku-shima Island.

Gymnosarda unicolor (Rüppell, 1836)

[Jpn name: Isomaguro]

Ichikawa et al. (1992): Yaku-shima Island.

Katsuwonus pelamis (Linnaeus, 1758)

[Jpn name: Katsuo]

Ichikawa et al. (1992): Yaku-shima Island.

Rastrelliger kanagurta (Cuvier, 1816)

[Jpn name: Gurukuma]

Ichikawa et al. (1992): Yaku-shima Island.

Sarda orientalis (Temminck and Schlegel, 1844)

[Jpn name: Hagatsuo]

Ichikawa et al. (1992): Yaku-shima Island.

Scomber australasicus Cuvier, 1832

[Jpn name: Gomasaba]

Ichikawa et al. (1992): Yaku-shima Island.

Scomber japonicus Houttuyn, 1782

[Jpn name: Masaba]

Ichikawa et al. (1992): Yaku-shima Island.

Thunnus albacares (Bonnaterre, 1788)

[Jpn name: Kihada]

Ichikawa et al. (1992): Yaku-shima Island.

Thunnus obesus (Lowe 1839)

[Jpn name: Mebachi]

Ichikawa et al. (1992): Yaku-shima Island.

ISTIOPHORIDAE

Istiophorus platypterus (Shaw, 1792)

[Jpn name: Bashokajiki]

Ichikawa et al. (1992): Yaku-shima Island.

ORDER PLEURONECTIFORMES

FAMILY PARALICHTHYIDAE

Paralichthys olivaceus (Temminck and Schlegel, 1846)

[Jpn name: Hirame]

Ichikawa et al. (1992): Yaku-shima Island.

FAMILY BOTHIDAE

Arnoglossus japonicus Hubbs, 1915

[Jpn name: Nihondarumagarei] (Fig. 592)

Hubbs (1915): USNM 75671, holotype of *Arnoglossus japonicus*, 74.7 mm SL, off southeast of Yaku-shima Island.

Fig. 592. *Arnoglossus japonicus* (USNM 75671, holotype, 74.7 mm SL, preserved specimen).

Bothus pantherinus (Rüppell, 1830)

[Jpn name: Togedarumagarei] (Fig. 593)

BSKU 96644, 130.8 mm SL, Isso; KAUM-I. 20376, 150.7 mm SL, Isso.

Ichikawa et al. (1992): Yaku-shima Island.

Crossorhombus kobensis (Jordan and Starks, 1906)

[Jpn name: Kobedarumagarei] (Fig. 594)

USNM 77187, 3 specimens, 55.4–91.1 mm SL, off southeast of Yaku-shima Island.




Fig. 593. *Bothus pantherinus* (BSKU 96644, 130.8 mm SL).



Fig. 594. *Crossorhombus kobensis* (USNM 77187, 91.1 mm SL, preserved specimen).

***Engyprosopon xystrias* Hubbs, 1915**

[Jpn name: Nisedarumagarei] (Fig. 595)

Hubbs (1915): USNM 75672, holotype of *Engyprosopon xystrias*, 68.2 mm SL, off south-east of Yaku-shima Island.



Fig. 595. *Engyprosopon xystrias* (USNM 75672, holotype, 68.2 mm SL, preserved specimen).

FAMILY SOLEIDAE

***Aseraggodes* sp.**

[Jpn name: Musumeushinoshita] (Fig. 596)

BSKU 96617, 43.4 mm SL, Kurio; KAUM-I. 20247, 41.7 mm SL, Kurio.

Remarks: Randall and Desoutter-Meniger (2007) allocated some species of *Parachirus* to *Aseraggodes*. We regard that the present species also belongs to *Aseraggodes*.



Fig. 596. *Aseraggodes* sp. (KAUM-I. 20247, 41.7 mm SL).

***Pardachirus pavoninus* (Lacepède, 1802)**

[Jpn name: Minamiushinoshita] (Fig. 597)

BSKU 96632, 199.2 mm SL, Kurio.

Ichikawa et al. (1992): Yaku-shima Island.



Fig. 597. *Pardachirus pavoninus* (BSKU 96632, 199.2 mm SL).

***Soleichthys heterorhinos* (Bleeker, 1856)**

[Jpn name: Sazanamiushinoshita] (Fig. 598)

KAUM-I. 20333, 45.1 mm SL, Isso; KPM-NI 22510, 53.9 mm SL, Yudomari.



Fig. 598. *Soleichthys heterorhinos* (KAUM-I. 20333, 45.1 mm SL).

Synaptura marginata Boulenger, 1900
 [Jpn name: Amamiushinoshita]
 Ichikawa et al. (1992): Yaku-shima Island.

ORDER TETRAODONTIFORMES

FAMILY TRIACANTHIDAE

Triacanthus biaculeatus (Bloch, 1786)
 [Jpn name: Gima]
 Ichikawa et al. (1992): Yaku-shima Island.

FAMILY BALISTIDAE

Balistapus undulatus (Park, 1797)
 [Jpn name: Kumadori]
 Ichikawa et al. (1992): Yaku-shima Island.
 Kuniyasu (1999): Kurio.

Balistoides conspicillum (Bloch and Schneider, 1801)
 [Jpn name: Mongarakawahagi] (Fig. 599)
 KAUM-I. 20066, 128.7 mm SL, Yudomari;
 NSMT-P 77619, 188 mm SL, Kurio.
 Ichikawa et al. (1992): Yaku-shima Island.
 Kuniyasu (1999): Kurio.



Fig. 599. *Balistoides conspicillum* (KAUM-I. 20066, 128.7 mm SL).

Balistoides viridescens (Bloch and Schneider, 1801)
 [Jpn name: Gomamongara] (Fig. 600)
 Arai and Ida (1975, as *Balistes flavimarginatus*, Kiherimongara): NSMT-P 58127, 38.1 mm SL, Kusugawa. Ichikawa et al. (1992): Yaku-shima Island. Kuniyasu (1999): Kurio.



Fig. 600. *Balistoides viridescens* (upper and lower: off Isso, 12 m, 17 Jan. 2010, S. Harazaki).

Canthidermis maculata (Bloch, 1786)
 [Jpn name: Amimongara] (Fig. 601)
 KPM-NI 24795, 54.8 mm SL, Kurio.
 Ichikawa et al. (1992): Yaku-shima Island.



Fig. 601. *Canthidermis maculata* (KPM-NI 24795, 54.8 mm SL).

Melichthys vidua (Richardson, 1845)
 [Jpn name: Kuromongara]
 Ichikawa et al. (1992): Yaku-shima Island.
 Kuniyasu (1999): Kurio.

Odonus niger (Rüppell, 1836)

[Jpn name: Akamongara]

Ichikawa et al. (1992): Yaku-shima Island.
Kuniyasu (1999): Kurio.

Pseudobalistes flavimarginatus (Rüppell, 1829)

[Jpn name: Kiherimongara] (Fig. 602)

NSMT-P 77565, 34.8 mm SL, Kurio.

Ichikawa et al. (1992): Yaku-shima Island.



Fig. 602. *Pseudobalistes flavimarginatus* (upper: NSMT-P 77565, 34.8 mm SL; lower: off Isso, 12 m, 17 Jan. 2010, S. Harazaki).

Pseudobalistes fuscus (Bloch and Schneider, 1801)

[Jpn name: Isomongara] (Fig. 603)

Rhinecanthus aculeatus (Linnaeus, 1758)

[Jpn name: Murasamemongara] (Fig. 604)

KAUM-I. 21677, 27.6 mm SL, Kurio.

Ichikawa et al. (1992): Yaku-shima Island.
Kuniyasu (1999): Kurio. MOSC (2002): Yaku-shima Island.



Fig. 603. *Pseudobalistes fuscus* (off Isso, 15 m, 20 Jan. 2010, S. Harazaki).



Fig. 604. *Rhinecanthus aculeatus* (KAUM-I. 21677, 27.6 mm SL).

Rhinecanthus rectangulus (Bloch and Schneider, 1801)

[Jpn name: Tasukimongara]

Ichikawa et al. (1992): Yaku-shima Island.
Kuniyasu (1999): Kurio. MOSC (2002): Yaku-shima Island.

Rhinecanthus verrucosus (Linnaeus, 1758)

[Jpn name: Kurakakemongara] (Fig. 605)

KAUM-I. 20047, 49.8 mm SL, Yudomari;
KAUM-I. 20246, 28.8 mm SL, Kurio; KAUM-I. 21678, 33.7 mm SL, Kurio; KAUM-I. 21683, 31.0 mm SL, Kurio; KAUM-I. 21684, 28.9 mm SL, Kurio; KAUM-I. 21685, 31.6 mm SL, Kurio.

Ichikawa et al. (1992): Yaku-shima Island.
Kuniyasu (1999): Kurio. MOSC (2002): Isso, Ambo and Kurio.



Fig. 605. *Rhinecanthus verrucosus* (KAUM-I. 20047, 49.8 mm SL).



Fig. 607. *Sufflamen chrysopterum* (KAUM-I. 11336, 133.8 mm SL).

Sufflamen bursa (Bloch and Schneider, 1801)

[Jpn name: Musumehagi] (Fig. 606)

BSKU 96598, 127.9 mm SL, Kurio; KAUM-I. 20290, 35.1 mm SL, Kurio; KAUM-I. 20311, 138.5 mm SL, Kurio; MUFS 25517, 152.5 mm SL, Kurio.

Ichikawa et al. (1992): Yaku-shima Island. Kuniyasu (1999): Kurio.



Fig. 606. *Sufflamen bursa* (KAUM-I. 20290, 35.1 mm SL).

Sufflamen fraenatum (Latreille, 1804)

[Jpn name: Meganehagi] (Fig. 608)

KAUM-I. 25207, 163.2 mm SL, Onoaida.

Ichikawa et al. (1992): Yaku-shima Island. Kuniyasu (1999): Kurio.



Fig. 608. *Sufflamen fraenatum* (KAUM-I. 25207, 163.2 mm SL).

Sufflamen chrysopterum (Bloch and Schneider, 1801)

[Jpn name: Tsumajiromongara] (Fig. 607)

KAUM-I. 11336, 133.8 mm SL, Kurio; NSMT-P 77663, 146.9 mm SL, Miyanoura.

Arai and Ida (1975): NSMT-P 58107, 62.6 mm SL, Kusugawa; NSMT-P 58128, 44.2 mm SL, Kusugawa.

FAMILY MONACANTHIDAE

Aluterus monoceros (Linnaeus, 1758)

[Jpn name: Usubahagi]

Ichikawa et al. (1992): Yaku-shima Island.

Aluterus scriptus (Osbeck, 1765)

[Jpn name: Soushihagi] (Fig. 609)

NSMT-P 77620, 437.0 mm SL, Kurio.

Ichikawa et al. (1992): Yaku-shima Island. Kuniyasu (1999): Kurio.



Fig. 609. *Aluterus scriptus* (NSMT-P 77620, 437.0 mm SL).

Brachaluteres ulvarum Jordan and Fowler, 1902
[Jpn name: Aosahagi] (Fig. 610)



Fig. 610. *Brachaluteres ulvarum* (off Isso, 18 m, 23 June 2009, S. Harazaki).

Cantherhines dumerilii (Hollard, 1854)
[Jpn name: Hakuseihagi] (Fig. 611)

FRLM 34727, 189.1 mm SL, Kurio.
Ichikawa et al. (1992): Yaku-shima Island.
Kuniyasu (1999): Kurio.



Fig. 611. *Cantherhines dumerilii* (FRLM 34727, 189.1 mm SL).

Cantherhines pardalis (Rüppell, 1837)
[Jpn name: Amimeumazurahagi] (Fig. 612)
MUFS 25516, 102.1 mm SL, Kurio.
Kuniyasu (1999): Kurio.




Fig. 612. *Cantherhines pardalis* (MUFS 25516, 102.1 mm SL).

Chaetodermis penicilligera (Cuvier, 1816)
[Jpn name: Hige-hagi]
Ichikawa et al. (1992): Yaku-shima Island.

Paraluteres prionurus (Bleeker, 1851)
[Jpn name: Nokogirihagi] (Fig. 613)
Ichikawa et al. (1992): Yaku-shima Island.
Kuniyasu (1999): Kurio.



Fig. 613. *Paraluteres prionurus* (off Isso, 5 m, 19 Jan. 2010, S. Harazaki).

Paramonacanthus japonicus (Tilesius, 1809)
[Jpn name: Yosogi] (Fig. 614)



Fig. 614. *Paramonacanthus japonicus* (off Isso, 12 m, 1 Sept. 2009, S. Harazaki).

Pervagor janthinosoma (Bleeker, 1854)
[Jpn name: Nishikikawahagi] (Fig. 615)
BSKU 96562, 74.2 mm SL, Yudomari;
KAUM-I. 20079, 66.8 mm SL, Yudomari.
Ichikawa et al. (1992): Yaku-shima Island.




Fig. 615. *Pervagor janthinosoma* (KAUM-I. 20079, 66.8 mm SL).

Pervagor melanocephalus (Bleeker, 1853)
[Jpn name: Nuriwakekawahagi]
Kuniyasu (1999): Kurio.

Thamnaconus modestus (Günther, 1877)
[Jpn name: Umazurahagi]
Ichikawa et al. (1992): Yaku-shima Island.

FAMILY OSTRACIIDAE

Lactoria cornuta (Linnaeus, 1758)
[Jpn name: Kongoufugu]
Ichikawa et al. (1992): Yaku-shima Island.

Lactoria diaphana (Bloch and Schneider, 1801)
[Jpn name: Umisuzume]
Ichikawa et al. (1992): Yaku-shima Island.

Lactoria fornasini (Bianconi, 1846)
[Jpn name: Shimaumisuzume]
Ichikawa et al. (1992): Yaku-shima Island.

Ostracion cubicus Linnaeus, 1758
[Jpn name: Minamihakofugu] (Fig. 616)
KAUM-I. 20106, 42.4 mm SL, Yudomari;
NSMT-P 95449, 21.6 mm SL, Haruo.
Ichikawa et al. (1992): Yaku-shima Island.
Kuniyasu (1999): Kurio. MOSC (2002): Isso and Kurio.




Fig. 616. *Ostracion cubicus* (upper: KAUM-I. 20106, 42.4 mm SL; lower: off Isso, 10 m, 12 Dec. 2006, S. Harazaki).

Ostracion immaculatus Temminck and Schlegel, 1850
[Jpn name: Hakofugu] (Fig. 617)
KAUM-I. 11481, 147.7 mm SL, Isso.
Arai and Ida (1975, as *Ostracion tuberculatus*): NSMT-P 58124, 2 specimens, 26.0–26.9 mm SL, Kusugawa. Ichikawa et al. (1992): Yaku-shima Island. Kuniyasu (1999): Kurio.



Fig. 617. *Ostracion immaculatus* (KAUM-I. 11481, 147.7 mm SL).

Ostracion meleagris meleagris Shaw, 1796

[Jpn name: Kurohakofugu]

Ichikawa et al. (1992): Yaku-shima Island.
Kuniyasu (1999): Kurio.

FAMILY TETRAODONTIDAE

Arothron firmamentum (Temminck and Schlegel, 1850)

[Jpn name: Hoshifugu]

Ichikawa et al. (1992): Yaku-shima Island.

Arothron hispidus (Linnaeus, 1758)

[Jpn name: Sazanamifugu] (Fig. 618)

BSKU 96677, 77.0 mm SL, Kurio; KAUM-I. 11123, 17.7 mm SL, Matsumine; KAUM-I. 11172, 51.9 mm SL, Kurio; KAUM-I. 11655, 66.2 mm SL, Ambo; KAUM-I. 11656, 57.9 mm SL, Ambo; KAUM-I. 20085, 95.5 mm SL, Yudomari; KAUM-I. 21804, 41.6 mm SL, Kurio; MUFS 25440, 12.8 mm SL, Matsumine; MUFS 25608, 32.0 mm SL, Kurio; MUFS 25609, 40.6 mm SL, Kurio; NSMT-P 91354, 59 mm SL, Yudomari; NSMT-P 91591, 33 mm SL, Nagakubo; NSMT-P 91592, 2 specimens, 14–15 mm SL, Nagakubo.

Ichikawa et al. (1992): Yaku-shima Island.



Fig. 618. *Arothron hispidus* (KAUM-I. 11172, 51.9 mm SL).

Arothron nigropunctatus (Bloch and Schneider, 1801)

[Jpn name: Kokutenfugu]

Ichikawa et al. (1992): Yaku-shima Island.

Arothron stellatus (Bloch and Schneider, 1801)

[Jpn name: Moyofugu] (Fig. 619)



Fig. 619. *Arothron stellatus* (off Isso, 10 m, 11 July 2006, S. Harazaki).

Canthigaster axiologus Whitley, 1933

[Jpn name: Hanakinchakufugu] (Fig. 620)

KAUM-I. 11476, 59.9 mm SL, Isso; KAUM-I. 20080, 77.2 mm SL, Yudomari; KAUM-I. 20346, 64.6 mm SL, Isso; NSMT-P 93180, 68.7 mm SL, Yudomari.

Ichikawa et al. (1992): Yaku-shima Island.
Kuniyasu (1999): Kurio.

Remarks: This species has long been regarded as *Canthigaster coronata* (Vaillant and Sauvage, 1875). However, Randall et al. (2008) reviewed *C. coronata* and divided it into three species, *C. coronata* (Hawaiian Islands), *C. axiologus* Whitley, 1933 (western Pacific), and their new species, *C. cyanospilota* (Indian Ocean and Red Sea). The Yaku-shima specimens are herein identified as *C. axiologus*.



Fig. 620. *Canthigaster axiologus* (KAUM-I. 11476, 59.9 mm SL).

Canthigaster janthinoptera (Bleeker, 1855)

[Jpn name: Shiborikinchakufugu] (Fig. 621)

BSKU 96606, 60.4 mm SL, Kurio; KAUM-I. 20296, 51 mm SL, Kurio.

Ichikawa et al. (1992): Yaku-shima Island.



Fig. 621. *Canthigaster janthinoptera* (KAUM-I. 20296, 51 mm SL).

Canthigaster rivulata (Temminck and Schlegel, 1850)

[Jpn name: Kitamakura] (Fig. 622)

KAUM-I. 11288, 73.6 mm SL, Yudomari.

Ichikawa et al. (1992): Yaku-shima Island.



Fig. 622. *Canthigaster rivulata* (KAUM-I. 11288, 73.6 mm SL).

Canthigaster valentini (Bleeker, 1853)

[Jpn name: Shimakinchakufugu] (Fig. 623)

Ichikawa et al. (1992): Yaku-shima Island.

Kuniyasu (1999): Kurio.



Fig. 623. *Canthigaster valentini* (off Isso, 10 m, 12 Jan. 2010, S. Harazaki).

Lagocephalus gloveri Abe and Tabeta, 1983

[Jpn name: Kurosabafugu]

Ichikawa et al. (1992): Yaku-shima Island.

Lagocephalus lagocephalus oceanicus Jordan and Evermann, 1903

[Jpn name: Kumasakafugu]

Ichikawa et al. (1992): Yaku-shima Island.

Lagocephalus sceleratus (Gmelin, 1789)

[Jpn name: Senninfugu]

Ichikawa et al. (1992): Yaku-shima Island.

Sphoeroides pachygaster (Müller and Troschel, 1848)

[Jpn name: Yoritifugu]

Ichikawa et al. (1992): Yaku-shima Island.

Takifugu niphobles (Jordan and Snyder, 1901)

[Jpn name: Kusafugu] (Fig. 624)

KAUM-I. 11491, 64.3 mm SL, mouth of Miyanoura River; KAUM-I. 15416, 103.4 mm SL, Yaku-shima Island; KAUM-I. 15436, 62.9 mm SL, Yaku-shima Island; KAUM-I. 15585, 61.4 mm SL, Yaku-shima Island; KAUM-I. 15590, 74.0 mm SL, Yaku-shima Island; KAUM-I. 23524, 50.1 mm SL, mouth of Ambo River; KAUM-I. 23525, 49.1 mm SL, mouth of Ambo River; KAUM-I. 23526, 39.5 mm SL, mouth of Ambo River; KAUM-I. 23527, 40.6 mm SL, mouth of Ambo River; NSMT-P 77583, 90 mm SL, mouth of Ambo River; NSMT-P 77584, 111.7 mm SL, mouth of Ambo River; NSMT-P 77585, 83 mm SL, mouth of Ambo River; NSMT-P 77586, 79 mm SL, mouth of Ambo River; NSMT-P 77587, 78 mm SL, mouth of Ambo River; NSMT-P 77588, 86 mm SL, mouth of Ambo River; NSMT-P 77589, 73 mm SL, mouth of Ambo River; NSMT-P 77590, 80 mm SL, mouth of Ambo River; NSMT-P 77591, 82 mm SL, mouth of Ambo River; NSMT-P 77592, 69 mm SL, mouth of Ambo River; NSMT-P 77593, 72 mm SL, mouth of Ambo River; NSMT-P 77594, 69

mm SL, mouth of Ambo River; NSMT-P 77595, 73 mm SL, mouth of Ambo River; NSMT-P 77596, 71 mm SL, mouth of Ambo River; NSMT-P 77597, 36 mm SL, mouth of Ambo River; NSMT-P 77598, 34 mm SL, mouth of Ambo River; NSMT-P 77599, 31 mm SL, mouth of Ambo River; NSMT-P 77600, 25 mm SL, mouth of Ambo River; NSMT-P 77601, 30 mm SL, mouth of Ambo River; NSMT-P 77602, 29 mm SL, mouth of Ambo River; NSMT-P 77603, 23 mm SL, mouth of Ambo River; NSMT-P 77604, 27 mm SL, mouth of Ambo River; NSMT-P 77605, 31 mm SL, mouth of Ambo River; NSMT-P 77606, 30 mm SL, mouth of Ambo River; NSMT-P 77607, 26 mm SL, mouth of Ambo River; NSMT-P 77608, 21 mm SL, mouth of Ambo River; NSMT-P 77609, 29 mm SL, mouth of Ambo River; NSMT-P 77610, 22 mm SL, mouth of Ambo River; NSMT-P 77611, 24 mm SL, mouth of Ambo River; NSMT-P 77612, 25 mm SL, mouth of Ambo River; NSMT-P 77613, 21 mm SL, mouth of Ambo River; NSMT-P 77614, 20 mm SL, mouth of Ambo River; NSMT-P 77615, 24 mm SL, mouth of Ambo River; NSMT-P 77616, 25 mm SL, mouth of Ambo River; NSMT-P 77617, 21 mm SL, mouth of Ambo River; NSMT-P 77618, 18.7 mm SL, mouth of Ambo River; NSMT-P 77733, 30 mm SL, Nagakubo; NSMT-P 77734, 28 mm SL, Nagakubo; NSMT-P 77773, 30 mm SL, Kurio; NSMT-P 77774, 28 mm SL, Kurio.

Ichikawa et al. (1992): Yaku-shima Island.



Fig. 624. *Takifugu niphobles* (KAUM-I. 11491, 64.3 mm SL).

FAMILY DIODONTIDAE

Chilomycterus reticulatus (Linnaeus, 1758)

[Jpn name: Ishigakifugu] (Fig. 625)

MUFS 25518, 288.2 mm SL, Kurio.

Ichikawa et al. (1992, as *Chilomycterus affinis*): Yaku-shima Island. Kuniyasu (1999): Kurio.



Fig. 625. *Chilomycterus reticulatus* (MUFS 25518, 288.2 mm SL).

Diodon eydouxi Brissout and Barneville, 1846

[Jpn name: Yaseharisembon]

Ichikawa et al. (1992): Yaku-shima Island.

Diodon holocanthus Linnaeus, 1758

[Jpn name: Harisembon] (Fig. 626)

KAUM-I. 11512, 165.0 mm SL, Ambo; KAUM-I. 15714, 18.5 mm SL, off northwest of Yaku-shima Island; KAUM-I. 15861, 20.0 mm SL, off northwest of Yaku-shima Island; KAUM-I. 15862, 19.3 mm SL, off northwest of Yaku-shima Island; KAUM-I. 15873, 17.2 mm SL, off northwest of Yaku-shima Island; KAUM-I. 20345, 135.7 mm SL, Isso.

Ichikawa et al. (1992): Yaku-shima Island. Kuniyasu (1999): Kurio. MOSC (2002): Isso and Kurio.




Fig. 626. *Diodon holocanthus* (KAUM-I. 11512, 165.0 mm SL).

Diodon hystrix Linnaeus, 1758

[Jpn name: Nezumifugu] (Fig. 627)

KAUM-I. 11511, 291.6 mm SL, Ambo.

Ichikawa et al. (1992): Yaku-shima Island.
Kuniyasu (1999): Kurio.**Fig. 627.** *Diodon hystrix* (KAUM-I. 11511, 291.6 mm SL).***Diodon liturosus*** Shaw, 1804

[Jpn name: Hitozuraharisembon]

Ichikawa et al. (1992): Yaku-shima Island.

Discussion

In this study, 951 fish species were confirmed to occur in the marine and estuarine waters of Yaku-shima Island, with 374 and 89 species representing the first records from the island based on collected specimens and underwater photographs respectively. The most speciose families of fishes in Yaku-shima Island are listed in Table 1. The top 24 families comprise 75.6% of the total fish fauna. The Gobiidae and Labridae are clearly the dominant families, with a total of 208 species representing more than one-fifth of total fish fauna.

Senou et al. (2006a: table 1; 2007: table 1) ranked the most speciose families of Ie-jima Island and the Miyako Group, the Ryukyu Islands. There are no major differences in the ranking and number of species for most families among Yaku-shima Island, Ie-jima Island, and the Miyako Group. In fact, the top eight families occurring in Yaku-shima and Ie-jima Islands were identical in ranking (one to eight: Gobiidae, Labridae, Pomacentridae, Apogonidae, Serranidae, Blenniidae, Chaetodontidae, and Acanthuridae), and the percentage of the total fish fauna that these families represent are similar (48.5% in Yaku-shima Island vs. 53.6% in Ie-jima Island). On the

other hand, there are noteworthy differences in the family ranking between Yaku-shima Island and the Sagami Sea (Senou et al., 2006b: Table 1 and revised table as erratum attached to reprint). The Sagami Sea is located off the Pacific coast of central Honshu, Japan, and Yaku-shima Island is located almost midway (based on latitude) between the Sagami Sea and the Ryukyu Islands (Ie-jima Island and the Miyako Group). Whereas the Pomacentridae was ranked as the fifth most speciose family occurring in the Sagami Sea, with 2.9% of total fish fauna, the family was ranked third in the lists of fishes of Yaku-shima and Ie-jima Islands, and the Miyako Group, with 6.9–9.6% of the total fish fauna. Apogonidae, the fourth ranked family in Yaku-shima and Ie-jima Islands, and the Miyako Group, was ranked eighth in the Sagami Sea. These two families are primarily tropical fishes.

In addition, although the Myctophidae and Cottidae were listed as the fourteenth and fifteenth most speciose families respectively in the Sagami Sea, they were not listed from Yaku-shima and Ie-jima Islands, and the Miyako Group. The former was not recorded from Yaku-shima and Ie-jima

Table 1. Most speciose families of fishes in Yaku-shima Island.

Family	Number of species	% of total fish fauna
Gobiidae	110	11.6
Labridae	98	10.3
Pomacentridae	66	6.9
Apogonidae	45	4.7
Serranidae	43	4.5
Blenniidae	38	4.0
Chaetodontidae	34	3.6
Acanthuridae	28	2.9
Muraenidae	24	2.5
Scaridae	24	2.5
Carangidae	23	2.4
Lutjanidae	21	2.2
Scorpaenidae	20	2.1
Tripterygiidae	18	1.9
Syngnathidae	16	1.7
Balistidae	14	1.5
Pomacanthidae	14	1.5
Holocentridae	13	1.4
Tetraodontidae	13	1.4
Haemulidae	12	1.3
Mullidae	12	1.3
Scombridae	12	1.3
Monacanthidae	11	1.2
Exocoetidae	10	1.1
Subtotal	719	75.6
Other 87 families	232	24.4
Total	951	100.0

Islands, and the Miyako Group, because no deep-water or offshore fisheries exist there. The latter is a primarily temperate and cold water family and does not occur in Yaku-shima Island and southward.

These results indicate that the fish fauna of Yaku-shima Island is more similar to that of the Ryukyu Islands, rather than the Sagami Sea, although cluster analyses of UPGMA (Senou et al., 2006b: fig. 11) showed that there are two distinctive biogeographical regions in Japanese waters: one is the Japanese mainland and associated islands, including the Sagami Sea and Yaku-shima Island, and the other is the Ryukyu Islands. Because Senou et al.'s (2006b) analysis incorporated only 567 species from Yaku-shima Island (mostly based on a list by Ichikawa et al., 1992), similarities between the fish faunas of Yaku-shima Island and the Ryukyu Islands at least family composition level were probably underestimated. The Kuroshio Current flows from off the east of the Philippines to the Pacific coast of southern Japan, via Taiwan and west of the Ryukyu Islands, and regularly reaches along the coast of Yaku-shima Island (Fig. 1). The similarity between the fish faunas of Yaku-shima Island and the Ryukyu Islands is most likely caused by transportation of tropical fishes, such as the above mentioned families Apogonidae and Pomacentridae, by the Kuroshio Current from Taiwan or China to Yaku-shima Island.

However, some temperate species that occur off the Japanese mainland (and often off Taiwan) and do not occur in the Ryukyu Islands, are well established in Yaku-shima Island. For example, *Acanthoplesiops psilogaster* (Plesiopiidae), *Parupeneus spilurus* (Mullidae), *Istiblennius enosimae* (Blenniidae), *Parapercis kamoharai* (Pinguipedidae), *Amblyeleotris fontanesii* (Gobiidae), *Pandaka* sp. (Gobiidae), and *Gymnogobius petschiliensis* (Gobiidae) are quite common at Yaku-shima Island, but no records of these species have been published from the Ryukyu Islands. Furthermore, Yaku-shima Island is the southern distributional limit of *Plecoglossus altivelis altivelis* (Osmeridae), a diadromous species widely distributed around the Japanese mainland, and this species is replaced with *Plecoglossus altivelis*

ryukyuensis in the Ryukyu Islands. Occurrence of such species in Yaku-shima Island may be caused by the transportation of fishes (especially at larval and juvenile stages) from southern Kyushu by the Osumi Branch Current that irregularly occurs between Osumi Peninsula and Yaku-shima Island, and some species possibly from Taiwan by the Kuroshio Current (Fig. 1).

In southern Japan, several species are known to have speciated in the north and south of the Tokara Islands (e.g., Senou et al., 2006b), resulting in two sister species being allopatrically distributed in the Japanese mainland with associated islands, including Yaku-shima Island (north of the Tokara Islands), and the Ryukyu Islands (south of the Tokara Islands). However, our surveys unexpectedly revealed that, in some cases, two sister species occur sympatrically at Yaku-shima Island. For example, two closely related gerreids, *Gerres equulus* (primarily distributed around the Japanese mainland) and *G. oyena* (Ryukyu Islands); two sparids, *Acanthopagrus schlegelii* (Japanese mainland) and *A. sivicolus* (Ryukyu Islands); and two ostraciids, *Ostracion immaculatus* (Japanese mainland) and *O. cubicus* (Ryukyu Islands) occur at Yaku-shima Island. This is the first discovery in southern Japan where two primarily allopatric sister species in several families occur at the same island.

As mentioned above, the marine and estuarine fish fauna of Yaku-shima Island is composed of a mixture of fishes primarily distributed in the Japanese mainland (and Taiwan) and the Ryukyu Islands, indicating that the species composition in Yaku-shima Island is clearly accounted for by the location of the island relative to the Kuroshio Current. The Kuroshio Current around Yaku-shima Island works not only as a kind of conveyor belt for fishes of the Ryukyu Islands and Taiwan but also as a strong barrier for fishes of the Japanese mainland. The latter role of the current inhibits fishes of Yaku-shima Island from extending their distribution southward to the Ryukyu Islands.

Incidentally, we found that some species considered to be relatively rare or observed sporadically in Japanese waters, have considerably large populations around Yaku-shima Island. For example, *Pomadasyds quadrilineatus* (Haemulidae)

and *Pentapodus aureofasciatus* (Nemipteridae) form numerous schools, each with more than 100 individuals, and were observed throughout the year at various life stages off Yaku-shima Island (Motomura and Harazaki, 2007; Matsunuma et al., 2009). Although these species are common in Taiwan and Yaku-shima Island, they have only sporadically been collected and never observed in schools off the Pacific coast of the Japanese mainland. This suggests that the Yaku-shima Island populations of these species probably originated in Taiwan and/or adjacent waters, and most of the sporadically collected individuals along the Japanese mainland may have been supplied from the established populations at Yaku-shima Island. So, Yaku-shima Island appears to be a major source of some tropical fish supply to the Pacific coast of the Japanese mainland.

Acknowledgments

We are especially grateful to M. Yamada (Kagoshima Aquarium, Japan), M. Tsuboi (Graduate School of Biosphere Science, Hiroshima University, Japan), H. Sakakibara (formerly FRLM), K. Miyamoto, S. Yoshinaga and K. Kudo (formerly MUFs), M. Yamamura (BSKU), H. Iwatsubo and T. Haraguchi (Faculty of Fisheries, Kagoshima University, Japan), S. N. Chiba (Graduate School of Science and Engineering, Yamagata University, Japan), B. M. M. Matsumoto and A. Estim (Universiti Malaysia Sabah, Malaysia), S. Arbsuwan (Kasetsart University, Thailand), and N. B. Shaharim (Universiti Malaysia Terengganu, Malaysia) for their assistance with collecting fishes from Yaku-shima Island during this study. We thank D. Catania (CAS) for providing data for Yaku-shima specimens at his collection, T. Suzuki (Amagasaki Senior High School, Japan) for valuable information on taxonomy of gobiid fishes, N. Mochioka (Graduate School of Bioresource and Bioenvironmental Sciences, Kyushu University, Japan) and T. Yamamoto (Fisheries Division, Japan International Research Center for Agricultural Sciences, Japan) for providing data and images of *Anguilla* spp., M. Aizawa (BLIP) for providing an image of *Sebastapistes*, Y. Haraguchi, M. Takayama and other volunteers of KAUM, and R. Takahashi and other volunteers of KPM for their curatorial as-

sistance, A. Nishina (Kagoshima University) for valuable information on the Kuroshio Current, K. Uchimura (Graduate School of Science and Engineering, Kagoshima University, Japan) for providing maps of Figures 1 and 2, Y. Hasuka and E. Masuda (Kagoshima University, Japan) for arrangements of the Kagoshima University Yaku-shima Field Station, and G. Yearsley (Hobart, Australia) for checking the manuscript. This study was supported in part by a Grant-in-Aid for Scientific Research (A) from the Japan Society for the Promotion of Science, Tokyo, Japan (19208019) and a Grant-in-Aid for Young Scientists (B) from the Ministry of Education, Science, Sports and Culture, Japan (19770067).

Literature cited

- Aizawa, M. 2002. Chaenopsidae. Pages 1088–1089, 1591–1592 in T. Nakabo (ed.). Fishes of Japan with pictorial keys to the species, English edition. Tokai University Press, Tokyo.
- Akihito, K. Sakamoto, Y. Ikeda and K. Sugiyama. 2002. Gobioidae. Pages 1139–1310, 1596–1619 in T. Nakabo (ed.). Fishes of Japan with pictorial keys to the species, English edition. Tokai University Press, Tokyo.
- Allen, G. R., J. Drew and P. Barber. 2008. *Cirrhitlabrus beauperryi*, a new wrasse (Pisces: Labridae) from Melanesia. Aqua, International Journal of Ichthyology, 14(3):129–140.
- Allen, G. R. and S. Bailey. 2002. *Chrysiptera albata*, a new species of damselfish (Pomacentridae) from the Phoenix Islands, central Pacific Ocean. Aqua, Journal of Ichthyology and Aquatic Biology, 6(1):39–43.
- Allen, G. R. and M. V. Erdmann. 2009. Two new species of damselfishes (Pomacentridae: Chromis) from Indonesia. Aqua, International Journal of Ichthyology, 15(3):121–134.
- Aonuma, Y. and T. Yoshino. 2002. Pomacentridae. Pages 918–950, 1567–1568 in T. Nakabo (ed.). Fishes of Japan with pictorial keys to the species, English edition. Tokai University Press, Tokyo.
- Arai, R. and H. Ida. 1975. The sea fishes of Yakushima and Tanegashima Islands, southern Kyushu, Japan. Memoirs of the National Science Museum, (8):183–204.
- Bath, H. 2004. Revision of the genus *Rhabdoblennius* Whitley (Pisces: Blenniidae: Salariaeinae), with descriptions of two new species. Stuttgarter Beiträge zur Naturkunde, Serie A (Biologie), (669):1–26.

- Böhlke, E. B. and J. E. McCosker. 2001. The moray eels of Australia and New Zealand, with the description of two new species (Anguilliformes: Muraenidae). *Records of the Australian Museum*, 53(1):71–102.
- Böhlke, E. B. and J. E. Randall. 2000. A review of the moray eels (Anguilliformes: Muraenidae) of the Hawaiian Islands, with descriptions of two new species. *Proceedings of the Academy of Natural Sciences of Philadelphia*, 150:203–278.
- Chaen, M. and H. Ichikawa. 2001. Kuroshio. Kagoshima Bunko No. 71. Shun-endoh Press, Kagoshima. 227 pp.
- Chiang, M.-C. and I-S. Chen. 2008. Taxonomic review and molecular phylogeny of the triplefin genus *Enneapterygius* (Teleostei: Tripterygiidae) from Taiwan, with descriptions of two new species. *The Raffles Bulletin of Zoology, Supplement*, (19):183–201.
- Dooley, J. K. 1999. Branchiostegidae (=Malacanthidae). Tilefishes (also, quakerfish, blanquillos, burrowfishes, amadais, horseheads, and sand tilefishes). Pages 2630–2648 in K. E. Carpenter and V. H. Niem (eds.). *FAO species identification guide for fishery purposes. The living marine resources of the western central Pacific. Vol. 4. Bony fishes part 2 (Mugilidae to Carangidae)*. FAO, Rome.
- Endo, H., E. Katayama, M. Miyake and K. Watase. 2010. New records of a triplefin, *Enneapterygius leucopunctatus*, from southern Japan (Perciformes: Tripterygiidae). Pages 9–16 in H. Motomura and K. Matsuura (eds.). *Fishes of Yaku-shima Island – A World Heritage island in the Osumi Group, Kagoshima Prefecture, southern Japan*. National Museum of Nature and Science, Tokyo.
- Eschmeyer, W. N. and R. Fricke (eds.). 2009. *Catalog of fishes electronic version* (9 September 2009). <http://research.calacademy.org/ichthyology/catalog/fishcatmain.asp>
- Fowler, H. W. 1943. Contributions to the biology of the Philippine Archipelago and adjacent regions. Descriptions and figures of new fishes obtained in Philippine seas and adjacent waters by the United States Bureau of Fisheries steamer “*Albatross*.” *Bulletin of the United States National Museum* No. 100, 14(2):i–iii + 53–91.
- Fraser, T. H. 2008. Cardinalfishes of the genus *Nectamia* (Apogonidae, Perciformes) from the Indo-Pacific region with descriptions of four new species. *Zootaxa*, 1691:1–52.
- Fraser, T. H., J. E. Randall and G. R. Allen. 2002. Clarification of the cardinalfishes (Apogonidae) previously confused with *Apogon moluccensis* Valenciennes, with a description of a related new species. *The Raffles Bulletin of Zoology*, 50(1):175–184.
- Fricke, R. 1994a. Tripterygiid fishes of Australia, New Zealand and the southwest Pacific Ocean (Teleostei). Koeltz Scientific Books, Königstein. ix + 585 pp.
- Fricke, R. 1994b. Tripterygiid fishes of the genus *Enneapterygius* from Bali, Indonesia, with descriptions of two new species (Teleostei: Blennioidei). *Stuttgarter Beiträge zur Naturkunde. Serie A (Biologie)*, (512):1–13.
- Fricke, R. 1997. Tripterygiid fishes of the western and central Pacific, with descriptions of 15 new species, including an annotated checklist of world Tripterygiidae (Teleostei). Koeltz Scientific Books, Königstein. ix + 607 pp.
- Gon, O. and J. E. Randall. 2003. Revision of the Indo-Pacific cardinalfish genus *Archamia* (Perciformes: Apogonidae), with description of a new species. *Indo-Pacific Fishes*, (35):1–49.
- Greenfield, D. W. 2001. Revision of the *Apogon erythrinus* complex (Teleostei: Apogonidae). *Copeia*, 2001(2):459–472.
- Greenfield, D. W. 2007. *Apogon seminigra*caudus, a new cardinalfish species previously misidentified as *Apogon fuscus* (Teleostei: Apogonidae). *Proceedings of the California Academy of Sciences*, 58(17):361–366.
- Hatooka, K. 2002. Muraenidae. Pages 196–211, 1452–1455 in T. Nakabo (ed.). *Fishes of Japan with pictorial keys to the species*, English edition. Tokai University Press, Tokyo.
- Hayashi, M. 2002. Apogonidae. Pages 750–779, 1544–1545 in T. Nakabo (ed.). *Fishes of Japan with pictorial keys to the species*, English edition. Tokai University Press, Tokyo.
- Hayashi, M. 2002. Cirrhitidae. Pages 909–912, 1566–1567 in T. Nakabo (ed.). *Fishes of Japan with pictorial keys to the species*, English edition. Tokai University Press, Tokyo.
- Hayashi, M. 2002. Tripterygiidae. Pages 1077–1086, 1590–1591 in T. Nakabo (ed.). *Fishes of Japan with pictorial keys to the species*, English edition. Tokai University Press, Tokyo.
- Hidaka, K., Y. Iwatsuki and J. E. Randall. 2008. A review of the Indo-Pacific bonefishes of the *Albula argentea* complex, with a description of a new species. *Ichthyological Research*, 55(1):53–64.
- Hidaka, K., H. Senou and T. Kanno. 2004. Sotoiwashi, *Albula forsteri* Valenciennes, 1847. *Izu Oceanic Park Diving News*, 15(8):1.
- Hoese, D. F. and H. K. Larson. 2006. Description of two new species of *Nesogobius* (Pisces: Gobioidae: Gobiidae) from southern Australia. *Memoirs of the Museum of Victoria*, 63(1):7–13.

- Hubbs, C. L. 1915. Flounders and soles from Japan collected by the United States Bureau of Fisheries steamer "Albatross" in 1906. Proceedings of the United States National Museum, 48(2082):449–496.
- Ichikawa, S., S. Sunakawa and T. Matsumoto. 1992. A general view of fishes of Yaku-shima Island [original title in Japanese: Yakushima san gyorui no gaikan]. Pages 19–46 in Team for Marine Organism Survey in Inshore of Yaku-shima Island [Yakushima engan kaiyou seibutsu chousadan] (eds.). Report on scientific survey of marine organisms from inshore of Yaku-shima Island [Yakushima engan kaiyou seibutsu gakujuutsu chousa houkokusyo].
- Imamura, H. and T. Yoshino. 2007. Three new species of the genus *Parapercis* from the western Pacific, with redescription of *Parapercis hexophtalma* (Perciformes: Pinguipedidae). Bulletin of the National Museum of Nature and Science (Series A) Supplement, 1:81–100.
- Imamura, H. and T. Yoshino. 2009. Authorship and validity of two flatheads, *Platycephalus japonicus* and *Platycephalus crocodilus* (Teleostei: Platycephalidae). Ichthyological Research, 56(3): 308–313.
- Johnson, J. W., J. E. Randall and S. F. Chenoweth. 2001. *Diagramma melanacrum* new species of haemulid fish from Indonesia, Borneo and the Philippines with generic review. Memoirs of the Queensland Museum, 46(2):657–676.
- Jordan, D. S. and E. C. Starks. 1906. List of fishes collected on Tanega and Yaku, offshore islands of southern Japan, by Robert Van Vleck Anderson, with descriptions of seven new species. Proceedings of the United States National Museum, 30(1462):695–706.
- Kamachi, M., T. Kurogane, H. Ichikawa, H. Nakamura, A. Nishida, A. Isobe, D. Ambe, M. Arai, N. Gohda, S. Sugimoto, K. Yoshida, T. Sakurai and F. Uboldi. 2004. Operational data assimilation system for the Kuroshio south of Japan: reanalysis and validation. Journal of Oceanography, 60:303–312.
- Kimura, S., D. Golani, Y. Iwatsuki, M. Tabuchi and T. Yoshino. 2007. Redescriptions of the Indo-Pacific atherinid fishes *Atherinomorlus forskalii*, *Atherinomorlus lacunosus*, and *Atherinomorlus pinguis*. Ichthyological Research, 54(2):145–159.
- Kuniyasu, T. (ed.). 1999. Report on regional survey of ecosystem diversity (inshore of Yaku-shima Island) [original title in Japanese: Seitaikei tayousei chiiki chousa (Yakushima engan kaiiki)]. Nature Conservation Bureau, Ministry of Environment and Kagoshima Nature Conservation Association [Kankyouchou shizenhogo-kyoku • Kagoshimaken shizenaiigo-kyoukai]. 64 pp.
- Kuriwa, K., S. Harazaki and H. Senou. 2008. First record of Palemargin Grouper, *Epinephelus bonitoides* (Perciformes: Serranidae), from Japan. Japanese Journal of Ichthyology, 55(1):37–41.
- Lee, T. N., W. E. Johns, C.-T. Liu, D. Zhang, R. Zantopp and T. Yang. 2001. Mean transport and seasonal cycle of the Kuroshio east of Taiwan with comparison to the Florida Current. Journal of Geophysical Research, 106(C10):22,143–22,158.
- Mabuchi, K., N. Okuda and M. Nishida. 2004. Genetic differentiation between two color morphs of *Apogon taeniophorus* from southern Japan. Ichthyological Research, 51(2):180–183.
- Matsumoto, T. 2001. Chaetodontid fishes in Yaku-shima Island [original title in Japanese: Yakushima no chouchouou-ka gyorui ni tsuite]. YNAC Tsushin, (12):8–9.
- Matsumoto, T. 2002. Pomacanthid fishes in Yaku-shima Island [original title in Japanese: Yakushima no kinchakudai-ka gyorui]. YNAC Tsushin, (15):8–9.
- Matsumoto, T. 2004a. Muraenid fishes in Yaku-shima Island [original title in Japanese: Yakushima no utsuho-ka gyorui]. YNAC Tsushin, (18):8–9.
- Matsumoto, T. 2004b. First volume of pomacentrid fishes in Yaku-shima Island [original title in Japanese: Yakushima no suzumeda-ka gyorui zenpen]. YNAC Tsushin, (19):8–9.
- Matsumoto, T. 2005. Second volume of pomacentrid fishes in Yaku-shima Island [original title in Japanese: Yakushima no suzumeda-ka gyorui kouhen]. YNAC Tsushin, (20):6–7.
- Matsunuma, M., S. Harazaki, M. Meguro, G. Ogihara and H. Motomura. 2009. Records of two haemulid fishes, *Plectorhinchus gibbosus* and *Pomadasy quadrlineatus* (Teleostei: Perciformes), from Kagoshima Prefecture, southern Japan, and morphological comparisons of *P. gibbosus* with *P. cinctus* at juvenile stages. Bulletin of the Biogeographical Society of Japan, 64:57–67.
- Matsuura, K. and H. Tachikawa. 1994. Fishes washed up on beaches in Chichi-jima, Ogasawara Islands. Bulletin of the National Science Museum, Series A, Zoology, 20(3):131–147.
- Meguro, M. and H. Motomura. 2010. First records of a triplefin (Tripterygiidae), *Enneapterygius hemimelas*, from Japan. Pages 1–8 in H. Motomura and K. Matsuura (eds.). Fishes of Yaku-shima Island – A World Heritage island in the Osumi Group, Kagoshima Prefecture, southern Japan. National Museum of Nature and Science, Tokyo.
- Møller, P. R. and W. Schwarzhans. 2008. Review of the Dinematchthyini (Teleostei: Bythitidae) of the Indo-Pacific. Part IV. *Dinematchthys* and two new genera with descriptions of nine new species. The Beagle, Records of the Museums and Art Galleries of the Northern Territory, (24):87–146.

- MOSC (Marine Organism Study Club of Yakushima Guide Liaison Council). 2002. Seaside creature guide of Yakushima. Yakushima Island Environmental and Cultural Foundation, Yakushima. 112 pp.
- Motomura, H. 2007. Fish collection at the Kagoshima University Museum [original title in Japanese: Kagoshima-daigaku sougou-kenkyu hakubutsukan no gyorui korekusion]. Kagoshima University Museum News Letter, (16):1–16.
- Motomura, H. and S. Harazaki. 2007. *In situ* ontogenetic color changes of *Pentapodus aureofasciatus* (Perciformes: Nemipteridae) off Yakushima Island, southern Japan and comments on the biology of the species. Biogeography, 9:23–30.
- Motomura, H., S. Harazaki and G. S. Hardy. 2005. A new species of triplefin (Perciformes: Tripterygiidae), *Enneapterygius senoui*, from Japan with discussion of their *in situ* colour pattern. Aqua, Journal of Ichthyology and Aquatic Biology, 10(1):5–14.
- Motomura, H., S. Harazaki and H. Senou. 2006. Assessment of standard Japanese names of two triplefins, *Helcogramma inclinata* and *H. nesion* (Tripterygiidae), with the northernmost record and newly-recognized diagnostic characters of *H. inclinata*. Japanese Journal of Ichthyology, 53(1):106–107.
- Motomura, H., G. Ogihara and K. Hagiwara. 2010. Distributional range extension of a scorpionfish (Scorpaeniformes: Scorpaenidae), *Scorpaenodes quadrispinosus*, in the Indo-Pacific, and comments on synonymy of *S. parvipinnis*. Pages 17–26 in H. Motomura and K. Matsuura (eds.). Fishes of Yaku-shima Island – A World Heritage island in the Osumi Group, Kagoshima Prefecture, southern Japan. National Museum of Nature and Science, Tokyo.
- Motomura, H., Y. Sakurai, H. Senou and H.-C. Ho. 2009. Morphological comparisons of the Indo-West Pacific scorpionfish, *Parascorpaena aurita*, with a closely related species, *P. picta*, with first records of *P. aurita* from East Asia (Scorpaeniformes: Scorpaenidae). Zootaxa, 2191:41–57.
- Motomura, H. and H. Senou. 2009. New records of the dwarf scorpionfish, *Sebastapistes fowleri* (Actinopterygii: Scorpaeniformes: Scorpaenidae), from East Asia, and notes on Australian records of the species. Species Diversity, 14(1):1–8.
- Mukai, T., T. Suzuki and M. Nishida. 2004. Genetic and geographical differentiation of *Pandaka* gobies in Japan. Ichthyological Research, 51(3): 222–227.
- Murase, A., M. Meguro and H. Motomura. 2009. First record of a blenny, *Cirripectes filamentosus* (Perciformes, Blenniidae), from Yaku-shima Island, southern Japan. Japanese Journal of Ichthyology, 56(2):145–148.
- Myers, R. F. 1999. Micronesian reef fishes. A comprehensive guide to the coral reef fishes of Micronesia. 3rd revised ed. Coral Graphics, Guam. i–vi + 1–330 pp.
- Nakabo, T. (ed.). 2002. Fishes of Japan with pictorial keys to the species, English edition. Tokai University Press, Tokyo. lxi + 1749 pp.
- Nakabo, T. 2002. Bythitidae. Pages 449–450, 1493–1494 in T. Nakabo (ed.). Fishes of Japan with pictorial keys to the species, English edition. Tokai University Press, Tokyo.
- Nelson, J. S. 2006. Fishes of the world. Fourth ed. John Wiley & Sons, Inc., New Jersey. xv + 601 pp.
- Nielsen, J. G., D. M. Cohen, D. F. Markle and C. R. Robins. 1999. Ophidiiform fishes of the world (Order Ophidiiformes). An annotated and illustrated catalogue of pearlfishes, cusk-eels, brotulas and other ophidiiform fishes known to date. FAO species catalogue. Vol. 18. FAO, Rome. xi + 178 pp.
- Ogihara, G., S. Harazaki and H. Motomura. 2009. New records of *Amblygobius linki* (Gobiidae) from Amami-oshima and Yaku-shima Islands, Kagoshima, southern Japan. Bulletin of the Biogeographical Society of Japan, 64:41–45.
- Parin, N. V. 2009. *Cheilopogon olgae* (Exocoetidae) - a new species of flying fish from the waters of Western Australia. Journal of Ichthyology, 49(3):271–275.
- Pyle, R. 2001. Pomacanthidae. Angelfishes. Pages 3266–3286 in K. E. Carpenter and V. H. Niem (eds.). FAO species identification guide for fishery purposes. The living marine resources of the western central Pacific. Vol. 5. Bony fishes part 3 (Menidae to Pomacentridae). FAO, Rome.
- Randall, J. E. 2005. Reef and shore fishes of the South Pacific. New Caledonia to Tahiti and the Pitcairn Islands. University of Hawai'i Press, Honolulu. xii + 707 pp.
- Randall, J. E. 2007. Descriptions of four new shrimpgobies of the genus *Vanderhorstia* from the western Pacific. Aqua, International Journal of Ichthyology, 12(3):89–100.
- Randall, J. E. and M. Desoutter-Meniger. 2007. Review of the soles of the genus *Aseraggodes* (Pleuronectiformes: Soleidae) from the Indo-Malayan region, with description of nine new species. Cymbium, 31(3):301–331.

- Randall, J. E. and J. L. Earle. 2002. Review of Hawaiian razorfishes of the genus *Iniistius* (Perciformes: Labridae). *Pacific Science*, 56(4):389–402.
- Randall, J. E., J. L. Earle and D. R. Robertson. 2002. *Iniistius auropunctatus*, a new razorfish (Perciformes: Labridae) from the Marquesas Islands. *Cybius*, 26(2): 93–98.
- Randall, J. E. and D. W. Greenfield. 2001. A preliminary review of the Indo-Pacific gobiid fishes of the genus *Gnatholepis*. *Ichthyological Bulletin of the JLB Smith Institute of Ichthyology*, (69):1–17.
- Randall, J. E., H. Senou and T. Yoshino. 2008. Three new pinguipedid fishes of the genus *Parapercis* from Japan. *Bulletin of the National Museum of Nature and Science, Series A (Zoology) Supplement*, 2:69–84.
- Randall, J. E., J. T. Williams and L. A. Rocha. 2008. The Indo-Pacific tetraodontid fish *Canthigaster coronata*, a complex of three species. *Smithiana, Publications in Aquatic Biodiversity, Bulletin*, (9):3–13.
- Russell, B. C. 2001. Nemipteridae. Threadfin breems (also whiptail breems, monocle breems, dwarf monocle breems, and coral breems). Pages 3051–3089 in K. E. Carpenter and V. H. Niem (eds.). *FAO species identification guide for fishery purposes. The living marine resources of the western central Pacific. Vol. 5. Bony fishes part 3 (Menidae to Pomacentridae)*. FAO, Rome.
- Schwarzshans, W., P. R. Møller and J. G. Nielsen. 2005. Review of the Dinematchthyini (Teleostei: Bythitidae) of the Indo-West Pacific. Part I. *Diancistrus* and two new genera with 26 new species. *The Beagle, Records of the Museums and Art Galleries of the Northern Territory*, 21:73–163.
- Senou, H. 2002. Serranidae. Pages 690–731, 1532–1540 in T. Nakabo (ed.). *Fishes of Japan with pictorial keys to the species, English edition*. Tokai University Press, Tokyo.
- Senou, H. and T. Kanno. 2004. Bentenuo, *Pteraclis aesticola* (Jordan et Snyder, 1901). *Izu Oceanic Park Diving News*, 15(10):1.
- Senou, H., Y. Kobayashi and N. Kobayashi. 2007. Coastal fishes of the Miyako Group, the Ryukyu Islands, Japan. *Bulletin of the Kanagawa Prefectural Museum (Natural Sciences)*, 36:47–74.
- Senou, H., H. Kodato, T. Nomura and K. Yunokawa. 2006a. Coastal fishes of Ie-jima Island, the Ryukyu Islands, Okinawa, Japan. *Bulletin of the Kanagawa Prefectural Museum (Natural Science)*, (35):67–92.
- Senou, H. and S. Harazaki. 2004. Sujimizoisaki, *Pomadasys quadrilineatus* Shen et Lin, 1984. *Izu Oceanic Park Diving News*, 15(11):1.
- Senou, H., K. Matsuura and G. Shinohara, 2006b. Checklist of fishes in the Sagami Sea with zoogeographical comments on shallow water fishes occurring in the coasts under the influence of the Kuroshio Current. *Memoirs of the National Science Museum, Tokyo*, (41):389–542.
- Senou, H., G. Shinohara, K. Matsuura, K. Furuse, S. Kato and T. Kikuchi. 2002. Fishes of Hachijojima Island, Izu Islands Group, Tokyo, Japan. *Memoirs of the National Science Museum, Tokyo*, (38):195–237.
- Senta, T. and A. Hirai. 1981. Seasonal occurrence of milkfish fry at Tanegashima and Yakushima in southern Japan. *Japanese Journal of Ichthyology*, 28(1):45–51.
- Shen, S.-C. 1997. A review of the genus *Scolopsis* of nemipterid fishes, with descriptions of three new records from Taiwan. *Zoological Studies*, 36(4):345–352.
- Shimojo, A. and M. Hayashi. 2000. Seven new records of tripterygiid fishes from the coastal waters of Japan. *Science Report of the Yokosuka City Museum*, (47):39–58.
- Shinomiya, A. and T. Yonezawa. 2002. Fish. Pages 267–314 in M. Tokunaga, M. Sekiyama, A. Taniguchi and M. Mori (eds.). *Picture book of riverine organisms. Riverside of Kagoshima* [original title in Japanese: Kawa no ikimono zukan. Kagoshima no mizube kara]. Nanpou-shinsha, Kagoshima.
- Suzuki, T., H. Senou, K. Yano, S. Kato and K. Yunokawa. 2008. First records of three gobiid fish genus *Trimma* from Japan. *Bulletin of the Osaka Museum of Natural History*, (62):1–12.
- Suzuki, T. and K. Shibukawa. 2004. A photographic guide to the gobioid fishes of Japan. Heibonsha Co. Ltd., Tokyo. 536 pp.
- Yagishita, N. and T. Nakabo. 2000. Revision of the genus *Girella* (Girellidae) from East Asia. *Ichthyological Research*, 47(2):119–135.
- Yamamoto, T., N. Mochioka and A. Nakazono. 2000. Occurrence of the third *Anguilla* species, *Anguilla bicolor pacifica* glass-eels, from Japan. *Suisanzoshoku*, 48(3):578–580.
- Yamamoto, T., N. Mochioka and A. Nakazono. 2001. Seasonal occurrence of anguillid glass eels at Yakushima Island, Japan. *Fisheries Sciences* 67:530–532.
- Yonezawa, T. 2003a. *Cristatogobius lophius* Here: Tosakahaze. Page 132 in *Environment and Citizens Affairs Department, Kagoshima Prefectural Office* (ed.). *Kagoshima red data book (Zoology)*. Kagoshima Environmental Research and Service, Kagoshima.

- Yonezawa, T. 2003b. *Plecoglossus altivelis altivelis* (Temminck and Schlegel): Yakushima no Ayu. Page 132 in Environment and Citizens Affairs Department, Kagoshima Prefectural Office (ed.). Kagoshima red data book (Zoology). Kagoshima Environmental Research and Service, Kagoshima.
- Yonezawa, T. 2003c. [List of fishes with] dearth of information and distributional characteristics of importance. Pages 154–158 in Environment and Citizens Affairs Department, Kagoshima Prefectural Office (ed.). Kagoshima red data book (Zoology). Kagoshima Environmental Research and Service, Kagoshima.
- Yoshida, T., S. Harazaki and H. Motomura. 2010. Apogonid fishes (Teleostei: Perciformes) of Yaku-shima Island, Kagoshima Prefecture, southern Japan. Pages 27–64 in H. Motomura and K. Matsuura (eds.). Fishes of Yaku-shima Island – A World Heritage island in the Osumi Islands, Kagoshima Prefecture, southern Japan. National Museum of Nature and Science, Tokyo.
- Yoshida, T. and H. Motomura. 2009. Northernmost records of *Apogon amboinensis* (Teleostei: Perciformes: Apogonidae) from Yaku-shima Island, Kagoshima, southern Japan. *Nankiseibutsu*, 51(2): 96–98.
- Yoshino, T. 1984. Tripterygiidae. Page 281 in H. Masuda, K. Amaoka, C. Araga, T. Uyeno and T. Yoshino (eds.). The fishes of the Japanese Archipelago. Tokai University Press, Tokyo.